

For the Advanced Computer User

Micro/Systems Journal™



Build An S-100 HD64180 CPU Card

see pages 28 - 34

Also in this Issue

Configuring MS-DOS	38
Writing Device Drivers	40
Building An AT Clone	62
Adding A RAM Disk To A CP/M System	66
Reviews: Concurrent CP/M, MEX-PC, ConIX & FirTime ..	44-60


Complete Table of Contents on Page 3

May/June 1986

Vol.2/No.3

\$4.50
U.S.A.

MACROTECH—STILL THE S-100 PERFORMANCE PACESETTER




MI-286. Our 80286/Z80H Dual CPU Board is at least twice as fast as Compupro's 8085/88 and it's a direct replacement. The MI-286 has already become the standard by which other 80286 based systems are measured. Ask us for a complimentary Benchmark Report.

ADIT. There's nothing else like it on the market. It's an Intelligent I/O Board with its own real time firmware that lets you control up to 16 different terminals, modems or printers all from a single slot. ADIT is the performance standard in environments such as Alpha Micro where I/O speed is critical.


V-RAM. High performance Static CMOS system memory/virtual disk in either quarter or half megabyte configurations. With its on-board battery and power-fail logic, the V-RAM sets a new performance standard at conventional static memory prices. When accessed through I/O port channels, the half megabyte V-RAM becomes M Drive compatible with true non-volatile solid-state disk capability.

MSR. High performance and reliability in a memory so fast you won't believe it's a dynamic ram product. Compatible with all popular S-100 environments, the MSR's low power consumption and 120 nanosecond ram devices set a new standard for dynamic memory products. The MSR is available in quarter, half, one and two megabyte configurations at the lowest prices in the industry.



MI-286.

ADIT.



V-RAM.

MSR.

Dealers:

Gifford Computer Systems (415) 895-0798
 Custom Computer Technology (800) 222-8686
 S-100 (800) 423-5922
 John D. Owens & Associates (212) 448-6298
 In England; Fulcrum (Europe) Ltd. (0621) 828763

Macrotech dealers also include most Compupro Systems Centers, Heathkit Electronic Centers and Alpha Micro Dealers.




MACROTECH International Corp.
 9551 Irontdale Ave.
 Chatsworth, CA 91311
 (800) 824-3181 • in Calif. (818) 700-1501
 Telex: 9109970653

PERFORMANCE

In a multi-user system, performance is the most important ingredient.

That's why we build performance into every aspect of our multi-user systems.

The **CompuPro 286/40™** offers more performance for the money than any competing system; a powerful 8 MHz 80286 processor, 768K of memory, 40 megabyte hard disk, 9 serial ports, floppy and tape backup drives, Concurrent DOS 816™ multi-user, multi-tasking operating system and applications including NewWord™ and SuperCalc 2™.



Price? Just \$9995. Now that's performance!

Options? How about memory expansion to a megabyte, 80 megabyte hard disks, slave processors, networking, graphics and more.

To find out how the **CompuPro 286/40** (or any of our other multi-user systems) can give your business the


performance it needs, contact a distributor listed below for the name of your local CompuPro dealer.

PERFORMANCE ACCELERATORS

CompuPro's high performance S-100/IEEE 696 board products are the heart of our high performance systems. If you're looking to boost your system's performance or you're choosing boards to build new systems, you can't buy better boards than ours. Here are some of the highlights:

CPU 286™: 8 MHz, no wait state 80286 processor will really boost your system's performance. **\$895.**

SPUZ™: 8 MHz Z80H slave processor for concurrent 8-bit task processing reduces workload of host processor. 64K (one task) version: **\$295.** 256K (four task) version: **\$395.**



now be used as a hard disk cache under Concurrent DOS 816 version 4.1. 512K version: **\$495.** 2 Megabyte version: **\$1095.**

Fast Static RAM: Low power, high speed static RAM eliminates the wait states needed with dynamic RAMs. **RAM 22™** (256K): **\$595.** **RAM 24™** (1 Mbyte on a single card): **\$2995.**

NET 100™: Local Area Network board features high speed (2.5 MBPS) transfers using standard coax cable. Network multiple systems (even PCs) together for resource sharing and to increase performance in larger installations. **\$395.**

M-Drive/H™: RAM disk can increase system throughput by as much as 3500% and can

AT COMPUPRO, PERFORMANCE IS NOT JUST ANOTHER BUZZWORD.

Call the Distributor Near You For The Name Of Your Local Dealer:

Canada—Tri-M Systems (604) 438-0028
Hawaii—Viaduct (808) 242-9113
Illinois—Tek-Aids Industries Inc. (312) 870-7400
North Carolina—General Semantics (919) 378-1500

Ohio—QDP Computer Systems Inc. (216) 526-0838
Pennsylvania—Tek-Aids Industries Inc. (215) 337-3220
Texas—Business Systems (214) 785-0041
West of the Rockies (except Hawaii)
Call CompuPro direct for the name of your local dealer.

CompuPro™

Viasyn Corporation 26538 Danti Court, Hayward, CA 94545-3999 (415) 786-0909

CompuPro, CompuPro 286/40, CPU 286, SPUZ, Net 100, M-Drive/H, RAM 22 and RAM 24 are trademarks of Viasyn Corporation. Concurrent DOS 816 is a compound trademark of Digital Research Inc. and Viasyn Corporation. NewWord is a trademark of NewStar Software, Inc. SuperCalc 2 is a trademark of Computer Associates International Inc.



TURBONET®

One Strong Link Can Strengthen Your Whole System

TurboNET® is Teletek's new local area network that permits reliable high speed data transfers among computers of differing bus architectures. TurboNET is designed to be used in networks consisting of multiple S-100 based and PC based systems. It will allow up to 4000 users, including up to 255 IBM PCs or compatibles, to share a single network and all attached peripherals. The network can be organized in any number of different ways mixing Teletek's 8 and 16-bit multiuser systems and PCs in any combination.


Teletek's Networking Family consists of:

TurboNET PC:
IBM-PC Network Interface Board
Teletek's TurboNET PC board offers IBM-PC Compatibility, CSMA industry standard protocols, 2 megabits/sec network speed, on-board CPU and communications management firmware, and media independence.

TurboNET S-100:
S-100 Network Interface Board
Teletek's TurboNET S-100 board offers IEEE 696 Compatibility, CSMA industry standard protocols, 2 megabits/sec network speed, on-board CPU and communications management firmware, and media independence.

The benefits are obvious: The cost savings of shared peripherals, almost unlimited system expansion capability, and the use of existing PC workstations with the ability to run the myriad of application software written for MS-DOS and PC-DOS. This coupled with Teletek's 8 and 16-bit multiuser systems running application software written for CP/M and MP/M allows the system the ability to access almost any software library.

For more information on Teletek's TurboNET S-100 and TurboNET PC boards or on any of our full line of S-100 products, please call our Sales Department at 916-920-4600.



TELETEK

4600 Pell Drive, Sacramento, CA 95838
(916) 920-4600 Telex #4991834 Answer back — Teletek

© 1986 Teletek

For the Advanced Computer User

Micro/Systems Journal™

May/June 1986

Vol.2 No.3

STAFF

Publishers

Sol & Lennie Libes

Editors

Sol & Don Libes

Associate Editor

Susan Libes

Contributing Editors

A.G.W. Cameron

David Carroll

Ian Darwin

Nelson T. Dinerstein

Dave Hardy

Ken Jackson

Henry Kee

Steve Leon

William Wong

Editorial Assistant

Lenore Melillo

Advertising

Lennie Libes

Circulation/Administration

Lennie Libes

Linda Gohlke

SUBSCRIPTION RATES	1 Yr.	2 Yrs.
U.S.	\$20	\$35
Canada & Mexico	\$28	\$52
Europe & So. America	\$35	\$64
Asia, Africa, Australia & Near East	\$39	\$70

ADVERTISING RATES: Available on request. Call (201) 522-9347 or write to: M/SJ, Box 1192, Mountainside, NJ 07092.

CHANGE OF ADDRESS: Please send old label and new address to: Micro/Systems Journal, Box 1192, Mountainside, NJ 07092.

CORRESPONDENCE: Address all letters to: M/SJ, Box 1192, Mountainside, NJ 07092. The editor may also be contacted via MCI Mail (SLIBES).

Micro/Systems Journal (ISSN #8750-9482) is published bi-monthly by Libes Inc., 995 Chimney Ridge, Springfield NJ 07081. Second Class postage is paid at Springfield, NJ and at additional offices. POSTMASTER: send address changes to MICRO/SYSTEMS JOURNAL, PO Box 1192, Mountainside NJ 07092.

Copyright © Micro/Systems Journal, a subsidiary of Libes Inc. All rights reserved. reproduction prohibited without permission.

Micro/Systems Journal is a trademark of Libes, Inc.

IN THIS ISSUE

FEATURE ARTICLES

Build an S-100 HD64180 CPU Card 28

Roger T. Stevens

Configuring MS-DOS 38

Sol Libes

Program Interfacing to MS-DOS - Part VII 40

William G. Wong

Building an AT Clone 62

Leon Suchard

Run Without Floppies 66

Howard Peters

PRODUCT REVIEWS

Concurrent CP/M 44

Alex K. H. Soya

MEX-PC 52

Dennis N. Quinn

ConIX & ConIX Tools 56

Steven D. Kapplin

FirstTime for C & Turbo Pascal 60

Stephen Davis

DEPARTMENTS

Editor's Page 4

News, Views & Gossip 6

Sol Libes

Mail 8

The C Forum 10

Don Libes

The SIG/M Public Domain 14

Steve Leon

The PC/Blue Report 16

Hank Kee

Turbo Pascal Corner 20

David Carroll

The CP/M Bus 74

Bob Blum

The Data Base Forum 82

Nelson T. Dinerstein

The Unix File 88

Ian F. Darwin

AUTHORS: Micro/Systems Journal is always seeking good articles. Please write or call first to see if we are interested in the subject. Please do not send the article unless we ask for it.

If you are interested in reviewing hardware or software please write telling us your interests, your background and include a sample of your writings.

Send a stamped self-addressed business size envelope for a copy of our Author's Guide.

TRADEMARK ACKNOWLEDGEMENTS

Macintosh	Apple Computer Company
UNIX	AT&T
GEM, CP/M	Digital Research Inc.
Concurrent DOS	Digital Research Inc.
8088, 8086, 80286	Intel Corporation
IBM PC, PC/XT, AT	International Business Machines
MS-DOS, XENIX	Microsoft
GW Basic	Microsoft
68000, 68010, 68020	Motorola

Editor's Page

by Sol Libes



GAZING INTO THE CRYSTAL BALL

Rumors are rampant that IBM is about to cut the prices for the PC, XT and AT once more. Judging by past history, this seems highly likely. When IBM sees erosion of its market share, they cut prices....and IBM has been losing market share to compatible vendors....mainly Compaq, AT&T, and the Far East clones.

Each past price cut by IBM has had disastrous consequences for most of IBM's competitors as it puts enormous financial pressures on them. Micro-computer dealers are hurt even worse as price cuts translate directly into a decrease in dollar margins. Retailers such as Businessland, Computerland, Microage, and Entre, as well as independent retailers, are hurting, not only from lower income on each sale, but from loss of customers to large mail-order operations and manufacturer direct-sales operations. Stores which used to rely on walk-in traffic, now find that they need expensive salespeople out knocking on doors.

There has also been a big change in attitude on the part of microcomputer-system buyers. Systems with specifications similar to those of the PC/XT/AT are now viewed as *commodity* items bought in much the same way as a home appliance or a piece of office equipment, like a typewriter or copier. All the systems basically do the job in the same way with small variation in features from machine to machine.

Thus, price has become a big distinguishing factor. Companies such as Leading Edge and Tandy have garnered a significant market share by selling PC and XT compatible machines for 40% less than their IBM analogs. Not only that, Leading Edge and Epson offer dealers a 40% margin (and sometimes more), while IBM only gives their dealers a 20-22% margin (Apple's dealer margin is even less, 12-

14%). It is no wonder that we see dealers turning to these Far East machines. It's a matter of survival, not features or quality. It is interesting to note that IBM recently instituted a special promotion for dealers, lasting through the spring, giving them an additional 20% discount on the PC (but not on the XT or AT). This reflects the pressures IBM is now feeling.

IBM can readily afford to cut their prices as their own margins (which are kept secret) are rumored to be *astronomical*, even though the costs of semiconductors and disk drives have dropped to a small fraction of what they were two years ago. And, IBM's new microcomputer systems are expected to cost even less to manufacture by using the economies of automation and production of large quantities. With even more price pressures on competitors and dealers, we can expect to see many computer manufacturers withdraw from the marketplace. And the Japanese, Korean, Taiwanese and Hong Kong clones can be expected to make even greater inroads. With their lower manufacturing costs, investments from U.S. multi-national companies, and better government subsidies, they are in a good position to improve their foothold in the U.S. personal-computer marketplace. The Far East manufacturers reportedly already have 20% of the assembled PC/XT system marketplace. This share can be expected to grow to 30-40%, and possibly higher, within the next year or two.

As prices drop, the number of personal computers sold can be expected to increase appreciably. Computers, just a short time ago, were tools only large businesses could afford. Today, even small Mom and Pop businesses have them. They are already, to a limited degree, mass market items. In a very short time, they should become true mass-

market appliance products being sold the way calculators are sold today.

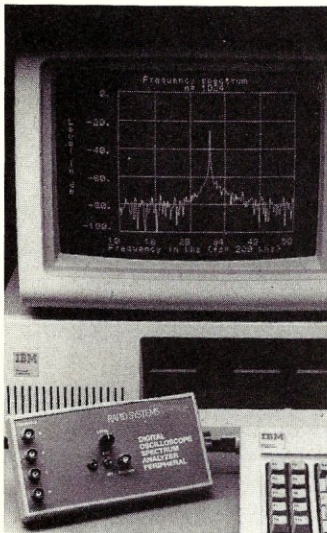
The large number of personal computers and their low prices will have significant effects on the software end of the business. The number and variety of software packages sold can be expected to increase enormously to satisfy the needs and desires of the ever increasing horde of personal-computer users. However, customers who pay only a few hundred dollars for a computer system are not going to be willing to pay thousands of dollars for software. There is no doubt that the market pressures to reduce the prices of software will increase. Companies like Lotus Development and Ashton-Tate will not be able to continue to charge several hundred dollars for their packages. I suspect that their response will be to introduce limited-feature versions selling at low prices via mass-market channels. Their hope will be that many of these purchasers will move up to the much more expensive full-featured versions.

We can also expect to see more software clones of products such as 1-2-3, dBase-III, and popular word processors which should cause downward pressures on software pricing. Many of these products can be expected to come from the Far East.

Today's computer user is far less knowledgeable about the internal workings of the system than the user of ten years ago. Using a computer today takes far less skill and training than was required only a few years ago. Systems are being made easier and easier to use. Our younger generation is being made *computer literate* at a very early age. All of these factors should make the impact of personal computers in the next ten years even more dramatic than in the past ten.

TURN YOUR PERSONAL COMPUTER INTO A DIGITAL OSCILLOSCOPE SPECTRUM ANALYZER

\$798!*



Finally, a high performance, low cost Digital Oscilloscope/Spectrum Analyzer Peripheral for your PC.

Until now, the idea of using your PC as a digital oscilloscope or spectrum analyzer was a great idea, but involved a lot of programming or special hardware—and was expensive! Rapid Systems has changed all that.

INTRODUCING THE RAPID SYSTEMS DIGITAL OSCILLOSCOPE/SPECTRUM ANALYZER PERIPHERAL FOR MOST PCs.

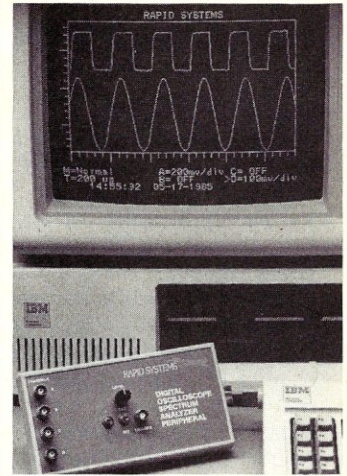
Plug the Rapid Systems Peripheral into your PC, slip in the disk, touch one button and you're ready to work. It's that simple and easy to use. Plus, all the post processing capabilities of your PC are at your fingertips. Store and retrieve wave forms from disk.

Analyze and process the information. And your PC is available for complex mathematical computations and word processing.

You get the performance of more expensive digital oscilloscopes and spectrum analyzers, at a fraction of the

cost, while your PC provides the flexibility, intelligent control, and analysis.

The Peripheral also provides user with the performance capabilities required for Digital Signal Processing—at a very low cost!



RAPID SYSTEMS DIGITAL OSCILLOSCOPE/SPECTRUM ANALYZER

DIGITAL OSCILLOSCOPE

4-channel Digital Oscilloscope, with a 2 MHz sampling rate, 500 KHz analog bandwidth and diode protection on all inputs. Graphics display is color enhanced, using up to 160 x 260 pixels for data display (up to four traces) and 4 lines of text for the scope's parameters. A fast, informative menu-driven operation provides keyboard control of gain parameters for channels A, B, C, and D, time base values, channel selection, and trigger mode.

SPECTRUM ANALYZER

A variable order of Fast Fourier Transform, with up to 1024 points. Features a selectable rectangular or Hanning time window. Either base-band or Vernier band operation is available using your analog anti-aliasing filters. Power spectrum computation and spectrum analyzing. High resolution spectral display formats.

*\$798 is price for the IBM and Apple compatible Rapid Systems Digital Oscilloscope/Spectrum Analyzer Peripherals. Other models less. Additional software and accessories available.

Rapid Systems Digital Oscilloscope/Spectrum Analyzer Peripheral is compatible with:

IBM PC, AT, XT
Apple IIe, II +
Commodore C-64,
C-128, SX-64
Leading Edge
Compaq Portable
Columbia MPC 4220

TRS 1000
Zenith 150
Panasonic
Corona PC22
Eagle PC Plus
ITT Extra
NCR PC Model Y

Panasonic Senior
Partner
Sperry PC
Tandy 1000
Tava PC
Televideo PC Plus

To order or for further information, call or write Rapid Systems, 659 North 34th Street, Seattle, WA 98103. (206) 547-8311.

RAPID SYSTEMS



News, Views & Gossip

by Sol Libes

GOSSIP & RUMORS

Intel is expected to start shipping limited production quantities of the 80386 microprocessor by July 1st. This means that shortly thereafter we should see the first 386-based systems announced and being shipped. There are rumors that Compaq will beat IBM and announce a 386 product this summer with shipments in the fall. Intel will soon release a new graphics chip for PC's that with single instructions will create a window, a circle and other complex graphics objects. They are boasting that it provides performance that is "a quantum leap over the IBM EGA (Enhanced Graphics Adapter)."

Apple has disclosed details about some of their new products due out this fall. First is the *Open Mac* which utilizes the Motorola 68020 32-bit microprocessor, is capable of running Unix System V, and has one expansion slot. A super Open Mac with multiple slots and a 17" color monitor is also due. There will also be two new versions of the Apple-II; a low-cost VLSI version capable of reading Mac and PC disks and a 16-bit version based on the 65816 chip and able to accommodate Mac and/or IBM plug-in boards. And, there are rumors of a dual processor (68020/80286) machine in development at Apple. It looks like Apple is knuckling under to the defacto PC bus standard.

IBM has quietly cut the price of the basic PC system by about 20%. This was done via promotional discounts to large-volume dealers good through July 31st. However, the general feeling is that IBM will continue the discount and increase it even more later this year. This is expected to apply greater pressure on clone producers, particularly the clones from Japan, Taiwan and Korea. It also may indicate that IBM is getting ready to introduce a PC replacement this summer.

There are rumors that **IBM** will soon introduce the PC-compatible JX system, currently sold in Japan and Australia, in the U.S., as a low-cost system for primary and secondary schools, a market still dominated by Apple. The system is expected to be priced at under \$1,000 for a system containing 256K of RAM (expandable to 640K), one 3½" drive, two plug-in ROM slots, three internal card slots, internal graphics, and local area network interfaces.

There are also rumors, despite the IRS contract to Zenith, that both **IBM** and **AT&T** will shortly announce PC compatible portable computers. The AT&T machine is expected to use two 8088s, have 256K of RAM, expandable to 1Mbyte, a 5¼" floppy, optional 10M hard disk, and weigh in at 14lbs, less batteries. IBM is expected to release two models (80C88 and 80286 based) with 256K of RAM and everything else being optional (e.g. LCD or electroluminescent displays, one or two 3½" drives, more RAM, etc.). They will include a utility to copy files from 5" to 3½" and vice-versa to achieve PC compatibility. The portable market has not yet reached the volume needed to make it worthwhile for IBM and AT&T to enter it. However, they are under pressure to enter it as the Japanese are moving into this market segment very aggressively (e.g. Toshiba) and if IBM and AT&T waited much longer they would be in danger of being shut out of the business.

Motorola is now sampling a 20Mhz version of the 68020 and is quietly promising a 25Mhz version by year-end.

AT&T is rumored getting set to release the next version of UNIX (release 3.0). It is expected to add Streams and Remote File Sharing (between multiple 3.0 UNIX systems) features. Sun Microsystems already offers such features via its Network File Sharing (NFS). Unlike AT&T's RFS, Sun's NFS supports heterogeneous file systems so that one can connect an MS-DOS file system to a UNIX file system.

IBM FLOPS AGAIN!

Add to IBM's string of failures (the portable, the PCjr, and the desktop predecessors to the PC) the System 9000, a Motorola 68000-based system. Introduced in 1982 for engineering, scientific, and industrial automation applications running Xenix, it failed to compete against the PC/XT/AT systems and systems from Apollo, Sun, H-P, and DEC. The biggest problem was that it did not attract any 3rd party software and the software IBM provided for the machine left quite a bit to be desired in terms of performance.

It appears that **IBM** will make another attempt at penetrating the scientific workstation marketplace with its new RT system (Risc Technology). It will be interesting to see how successful **IBM** is the second time around.

IS IBM PULLING OUT OF INTEL?

IBM recently filed a statement with the Securities and Exchange Commission proposing a debt offering convertible into Intel shares. The net effect, if and when **IBM** goes through with this, will be to reduce **IBM's** holding in Intel from almost 20% to 12%. Furthermore, **IBM's** representative on the Intel Board of Directors resigned in December and, as of this writing, has not been replaced.

All of the foregoing happened at just about the same time that **IBM** introduced the new RT system, using a new microprocessor chip developed and made internally. All of this raises questions about **IBM's** future plans and whether they plan to continue with the Intel family of 8088, 80286 and 80386 products.

On the other hand it should be noted that **IBM** has acquired licenses to produce the 8088, 80286 and 80386 devices and has an agreement with Intel to continue purchasing a percentage of these devices through 1990.

THE FAR EAST ONSLAUGHT

The long-predicted personal computer invasion from the Far East (Taiwan, Japan and Korea) is now in high gear. Leading Edge and Epson are leading it with PC-compatibles priced far below the **IBM**, Compaq and AT&T systems (the current market leaders). They are battling for space on dealer shelves by offering greater discounts, consignment purchasing, financial assistance and margins better suited to small dealers. For example Leading Edge offers dealers 33-40% margins compared to 20-22% from **IBM**.

PC buyers are still very brand-name conscious. However, with price differentials of \$1-2,000 there is a question as to how long this brand loyalty can last. We are already seeing **IBM**, Compaq and AT&T responding to these price pressures with increased dealer incentives. Second tier producers (e.g. NCR and Zenith) have already responded with flexible inventory policies such as free return of unsold product. Dealers are thus taking product on consignment.

MORROW FILES FOR CHAPTER 11

Computer companies are like desert flowers. They bloom overnight, and they're gone.....Being in the microcomputer business is like going 55 miles an hour three feet from a cliff. If you make the wrong turn you're bankrupt so fast you don't know what hit you.

George Morrow

Morrow Designs filed for protection under Chapter 11 of the Federal Bankruptcy Code in March, only 2 weeks after Zenith won a \$27 million IRS contract based on a portable computer, the PIVOT, designed and also manufactured by Morrow. A year earlier, Morrow needed funds and licensed the design to Zenith for a \$1.2

million one-time fee. Zenith will manufacture the unit themselves and hence Morrow will not receive any money from the IRS contract.

Morrow, one of the pioneers in the microcomputer field, started as a garage operation in 1976 making and selling S-100 board products. In 1983 they began manufacture of a small CP/M-80 system (MD series) and in early 1984 introduced the PIVOT. In terms of compactness and integration the designs were ahead of the competition. Morrow ceased making S-100 systems in '84 and put all their efforts behind the MD and PIVOT systems, attempting to build a large company. Sales reached a peak of \$27 million in '84 and Morrow had 100 employees. Most manufacturing was done in the Far East.

However, CP/M-80 systems faded from favor in 83-84 as PC compatible prices tumbled and PC software proliferated. Morrow ceased production of the MD systems and emphasized the PIVOT. However, the machine used an LCD display which, although better than the competition, still left much to be desired. Further, the market for portables never really got off the ground. The result was that by late '84 Morrow was over-extended and in trouble.

Morrow Designs is currently operating with 12 employees and seeking a buyer.

IBM RT PRELIMINARY REVIEW

Reports are starting to come in on IBM's new RT (RISC Technology) desktop system (base price \$8,000; with options and software the price can double). It is a true 32-bit machine with 4 Mbytes of main memory and is capable of addressing up to a trillion bytes of virtual memory with options such as floating point accelerator and 80286 coprocessor cards (\$995) which can run PC-DOS applications. Its operating system (AIX) is a more powerful version of UNIX System V with key Berkeley 4.2 enhancements and an improved user interface. A floor model (base price \$12,000) can accept more plug-in cards and hard disks (up to 3-70Mbyte drives)

The system is intended for use as a graphics/engineering workstation (to compete with the Sun, DEC and Apollo) or as a small multiuser UNIX system (up to 8 users, to compete with DEC, Data General and HP systems). 15" monochrome (1024 x 750 pixels) and color (720 x 512 pixels with 16 colors) displays, as well as a 12" monitor are offered.

The system features a 32-bit wide bus motherboard (can also handle 16-bit AT plug-in cards). The RISC processor and all memory (with error-correction code logic) are on plug-in cards. The motherboard contains bus interfacing, DMA and clock circuits. IBM has also abandoned the EBCDIC code in favor of the ASCII code for this mini-computer class machine. These features should encourage hardware

and software add-on vendors to support the system.

Early performance tests of the RT machine indicate that it runs AT applications slower than the AT and a lot slower than enhanced AT-compatibles, such as the AT&T 6300-Plus. IBM and some other software publishers have already released languages, CAD, word processing, accounting, and integrated applications software for the system.

IBM is spending a lot of money promoting this product so we can expect to see a significant impact from this system. They are also offering a 40% discount on orders of 25 or more which is very aggressive pricing for a brand new product.

There is still a question as to how the RT will fit in since an 80386 system is expected from IBM early next year. Some analysts consider the product a stopgap product while others believe it will be a replacement for the System 36 when more software becomes available.

INTEL VERSUS NEC SUIT

As we were going to press, Intel's suit against NEC for copyright infringement went to trial. Intel charges NEC with copying microcode from the Intel 8088, 8086, 80188, and 80186 microprocessors for its V20, V30, V40, and V50 chips. If NEC wins, reverse-engineering of chips will be permitted under U.S. law and we can expect an increase in the number of Far East knockoffs. If Intel wins, the Japanese will be locked out of the clone-chip market and will have to arrange for second-source licenses from U.S. manufacturers. NEC is already a second source for many Intel chips.

The NEC chips execute code faster than their Intel counterparts (typically 5% with increases of up to 35% for math functions) and offer additional features (e.g. lower power consumption and additional instructions).

In the meantime, NEC has introduced the V60 and V70, powerful 80286 look-a-likes, and the V25, an 8087 math coprocessor look-a-like. The V60/V70 devices are full 32-bit devices with on-chip memory management (up to 4 Gbytes), arithmetic processors, and six-stage pipelining. The V60 (68 pins) has external 16-bit data and 24-bit address buses, while the V70 (132 pins) is a full 32-bit device. Both include features such as on-chip debug circuitry for single-step and breakpoint trapping. They can provide functional redundancy monitoring via a second V60 operating in lockstep; any mismatched output can force the system to halt and reconfigure. The V60 is already being sampled and should be in production late this year. V70 samples are due late this year with production expected early next year.

continued on page 76

Does **YOUR** disk Look Like

THIS?



Let

H.D. Tuneup
cleanup your act!

H.D. Tuneup tunes your disk file system, making it better than new. File loads speed along like new. Directory searches are faster than new.

H.D. Tuneup reallocates all of your files to be contiguous. Each file is placed in its proper location, adjacent to its neighbors in the directory.

Disk operations run faster when your files have been Tuned.

H.D. Tuneup relocates your sub-directories into one area of your disk, as close to the root as possible. All deleted entries are actually removed.

Your drive head moves less from directory to directory than when your disk was new. TREE/F will fly when listing all of your files.

H.D. Tuneup requires IBM PC/XT/AT compatibility, 196k, and DOS 2.x/3.x. Fixed disks up to 32mb may be tuned, along with any 5.25" diskette.

NOT COPY PROTECTED!

ONLY \$39.95 plus \$3.00 S/H

SofCap Inc.


P.O. Box 131

Cedar Knolls, N.J. 07927

Visa (201) 386-5876 M/C


N.J. residents add 6% sales tax.

**For the best performance
from your disk
TUNE IT UP!!**



Visa, Master Card, Checks, Money Orders, or COD only.

there is mail.....



We welcome your letters with comments, compliments, criticism and suggestions. We read them all and publish the most noteworthy, even if they are critical of us. We do not have the staff to answer all letters personally. And all letters become the property of M/SJ and may be subject to editing. Further, we do not print letters that do not include a name and address.

Please send your letters to: Micro/Systems Journal, Box 1192, Mountainside NJ 07092.

MANAGING A HARD DISK WITH MS-DOS

Gentlemen:

My hard disk now has 585 files on it. I had to do something to cope with the situation. So I created a batch file to make file management easier. It took me a couple of hours of trial and error and I really learned about MS-DOS. If anyone has a better concept let me know.

```
1: cd %1
2: dir >dir%1.1st
3: sort <dir%1.1st >dir%1.alf
4: sort /+ 14 <dir%1.1st >dir%1.by
5: sort /+ 23 <dir%1.1st >dir%1.dat
6: copy dir%1.* dl
7: if %1 == dl goto not
8: del dir%1.*
9: :not deleted
10: cd ..
11: dir /P
```

The bat program (called SORTDIR.BAT) is executed by typing SORTDIR followed by the directory name. The program then does the following (the numbering is for reference only):

1. Changes to specified directory. %1 is the changeable parameter.
2. Create a file containing the directory.
3. Sort the directory file in alphabetic order.
4. Sort the directory by file size.
5. Sort the directory by date.
6. Copy everything to a special directory (dl, previously created) which contains these directory files.
7. If dl was the specified directory go to :not.
8. Otherwise delete the previously created files.
9. Where line 7 went to if true.
10. Change to the root directory.
11. Show all the files and directories in four column format.

I run the bat file for all the directories, one after another, then change to the dl directory and run the following bat file to create a file containing the names, size and date of all the files on the disk.

```
copy dir*.1st all.1st
copy dir*.alf all.alf
copy (all.alf)alfa.all
del all.alf
copy dir*.byt all.by
sort /+ 14 (all.by) >byte.all
del all.by
copy dir*.dat all.dat
sort /+ 23 (all.dat) >date.all
del all.dat
```

Jurgen Wuster
Cosmos Software
Shibuya-ku, 6-32-5 Jingumae Dormir
Harajuku 304
Tokyo Japan

V20 CHIP EXPERIENCES

Dear Sol,

Regarding the articles on the NEC V20 chip, your readers might be interested in my experience. I have two Heath/Zenith H/Z-100s, and have installed V20s in both. One machine runs at 5MHz and has an 8MHz V20 on a Hudson 8087/256K DRAM board. The other runs at 7.5MHz and has the V20 and 8087 on a D.E.L. "2+2" board. I have found the V20 speeds up quantum chemical calculations (MS-FORTRAN) (HEAVY number crunching, the 8087 gets a workout!) by 7-10%. Compiled BASIC (no '87 support) shows off the V20 much better, in some cases as much as a 50% improvement. Your readers should also know that there are some underspeed V20 chips around. These have the NEC markings for 5MHz Magic Markered out and "8MHz" somehow marked on them. I got several of these by mail order, and they wouldn't run at 7.5MHz! It's a good idea to insist on chips with authentic NEC labelling; I got my present chips at a local show and was able to eyeball them before purchase.

Alfred A. Hagedorn III, Ph.D.
Edison, NJ

DIRTY PROGRAMMING

Dear Sol,

The highly competitive business of software development and marketing seems to encourage *quick and dirty* programming that works and captures a slice of the market but which causes headaches and anguish for other people later on. One example is found on page 11 of M/SJ Volume 2/No 1, where Jim Prince, in a letter to the editor, lists some compatibility problems he has encountered - "Some pro-

grams point to the FCB and send the file name to the screen without terminating it with a \$." Whoever wrote such programs should be ashamed of such a dirty trick! Either terminate the string with a \$ and then use CP/M Point String call or else use a loop which senses 11 (or 8, if the type is omitted) characters using the CP/M Console Character Out call. But *never* such a cheap, dirty trick as Jim Prince was confronted with!

Graeme Costin
Artarmon Australia

FFP MATH BUGS

Dear Mr. Libes,

Two bugs have turned up in the routines that are presented in my article *Faster Floating Point Math*, which appeared on pp. 46-54 of the Nov/Dec 1985 issue of Micro/Systems Journal.

One of them affected over- and under-flow detection and reporting on conversion from C/80's floating point format to the format used by the AMD 9511A. To fix this, the first few lines at C2AMD: should be changed thusly:

```
C2AMD:
MOV A,B ; 4
ORA A ; 4
JZ FPPZERO ;10—B=0 implies x=0
;the next lines handle range checking properly
;does exponent lie in FPP's range?
CPI 64+80H ; 7
JNC EXPHI ;10—exceeds 2^63
CPI -64+80H ; 7
JC EXPLO ;10—smaller than 2^-64
exponent ok, proceed
SUI 80H ; 7—corrects exponent
;end of range check changes
ANI 7FH ; 7—mask out hi bit of B
```

The second bug occurred once in a while when I used printf() to report a series of floating point numbers. This only happened for values that C/80 represented by the *magic numbers* 7d4c cccaH through 7d4c ccccH. The cause and cure of this bug were more difficult to determine. It turned out that printf() handles *e-format* by calling ftoa(), and that routines called by ftoa() access the two words at locations facL and facL2 in fltb, instead of the usual convention of using the stack or registers BCDE to pass arguments. Fixing this bug requires changing the code at label div10.

```
div10: CALL movfr. ;get facL2 into BC,
; facL into DE
CALL C2AMD ;load 1st arg into fpp
LXI B,8420H
LXI D,0
CALL C2AMD ;load fpp with "10"
MVI A,FDIV
CALL DOIT ;return with result in BCDE
PUSH DE ;in case needed later
;save DE in facL & BC in facL2,
; so ftoa gets proper value
CALL movfr. ;note: destroys DE
POP DE
RET ;previously fell
; through to fpdv
;End of div10.fix for ftoa
```

I am sorry for any inconvenience that these bugs may have caused.

Yours truly,
Ted Carnevale
Stony Brook, NY

RE: EPROM EMULATOR

Editor:

While bringing up a Godbout 68K CPU, I needed to emulate 16 bits wide of PROM. Your article *Build an S-100 Eprom Emulator* (Jan/Feb 1986) was right on time, but needed some mods to work in my case. I added a 74LS244 in the data path between U7 and U8 to allow data to goto U8 only. Enable this chip (1&19) with U7 and U8's WE* (pin 27). To get the data out, use a 81LS95 just like the U11 arrangement. The quarter of U10 used to

gate the output device U11 is not needed; take the two inputs that went to the AND gate and use them to drive the EW* line of each output driver. This isolates and provides two separate data paths, but with common address paths. I found a better way to arrange the cable pin outs and it is listed below (Table 1). I also use DDT as I can change code and then write it to the emulator, all within DDT. The code is shown in Listing 1. Should you like more information catch my next *Computer Corner* in the *Computer Journal*, where I'll discuss the whole operation in more detail.

Bill Kibler
Contributing Editor
Computer Journal
190 Sullivan Crossroads
Columbia Falls, MT

Listing 1.

Assemble this code at 8000hex where it will be safe even if DDT must be reloaded after a control C.

```

8000 21 00 01 LXI H,0100 ;START OF HEX CODE TO BE LOADED
8003 11 FF 07 LXI D,07FF ;LENGTH OF CODE
8006 01 00 00 LXI B,0000 ;STARTING PROM ADDRESS
8009 D3 ?1 OUT ?1 ;BASE ADDRESS + 1 FOR LOAD MODE
800B AF XRA A ;SET ADDRESS TO ALL 0000
800C D3 ?2 OUT ?2 ;SET LOW ADDRESS TO ZERO
800E D3 ?3 OUT ?3 ;SET HIGH ADDRESS TO ZERO
8010 7E MOV A,M ;GET FIRST BYTE
8011 D3 ?4 OUT ?4 ;PUT IN U7 PROM (EVEN)
8013 23 INX H ;POINT TO NEXT BYTE
8014 7E MOV A,M ;GET NEXT BYTE
8015 D3 ?5 OUT ?5 ;PUT IN U8 PROM (ODD)
8017 23 INX H ;POINT TO NEXT BYTE
8018 03 INX B ;POINT TO NEXT ADDRESS IN PROM
8019 79 MOV A,C ;GET NEW LOW ADDRESS
801A D3 ?2 OUT ?2 ;PUT NEW LOW ADDRESS OUT
801C 78 MOV A,B ;GET NEW HIGH ADDRESS
801D D3 ?3 OUT ?3 ;PUT NEW HIGH ADDRESS OUT
801F BA CMP D ;SEE IF HIGH END OF CODE SOURCE
8020 C2 10 80 JNZ 8010 ;JUMP IF NOT MATCH
8023 79 MOV A,C ;REGET LOW ADDRESS
8024 BB CMP E ;SEE IF LOW BYTE A MATCH
8025 C2 10 80 JNZ 8010 ;JUMP IF NOT MATCH
8028 D3 ?0 OUT ?0 ;SET INTO EMULATE MODE
802A FF FF FF RST 7 ;REENTRY CODE INTO DDT

```

"?" Is base address of EPROM emulator....


Table 1.

CABLES: use 34 pin dual header strip and flat ribbon cable. Use flat ribbon DIP headers and connector for solderless connection. Pin 1 or the stripe will mark GROUND and be pin 12 of 2716/32.

CABLE 1			CABLE 2			DIP HEADERS	
						2716/32	2764
GND	1!2	D3	GND	1!2	D3	12!13	14!15
D2	3!4	D4	D2	3!4	D4	11!14	13!16
D1	5!6	D5	D1	5!6	D5	10!15	12!17
D0	7!8	D6	D0	7!8	D6	9!16	11!18
A0	9!10	D7		9!10	D7	8!17	10!19
A1	11!12	CE*		11!12	CE*	7!18	9!20
A2	13!14	A10		13!14		6!19	8!21
A3	15!16	OE*		15!16	OE*	5!20	7!22
A4	17!18	A11 #		17!18		4!21	6!23
A5	19!20	A9		19!20		3!22	5!24
A6	21!22	A8		21!22		2!23	4!25
A7	23!24			23!24		1!24	3!26
# A12	25!26			25!26			2!27
	27!28			27!28			1!28


Lines not used must be grounded to maintain proper addressing on proms.

THE WORLD'S FASTEST Z-80 COMPUTER IS NOW A PC



EARTH COMPUTER's **TURBOSLAVE-PC™** is the world's fastest Z-80 Coprocessor. Running at 8MHz, it was designed to permit operation of thousands of CP/M application programs on your IBM-PC, XT, AT™, or compatible computer system.

The **TURBOSLAVE-PC** supports the TurboDOS™ multi-user operating system which allows up to 16 users on your PC. It is the only IBM-PC/Z-80 system that is MP/M™ compatible and allows **TRUE** multi-user, multi-process operations, including full record locking and security.



Discover a whole new world of high-speed (8MHz) single and multi-user applications for your personal computer. Discover the **TURBOSLAVE-PC**... the world's fastest Z-80 Coprocessor, with such outstanding features as:

- 128K RAM with parity
- 2 Serial ports
- On-board Counter Timer
- S.L.R. Z-80 assembler included

To order your **TURBOSLAVE-PC**, call or write to:



EARTH COMPUTERS

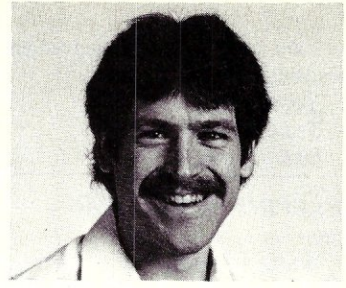
P.O. Box 8067, Fountain Valley, CA 92728
TELEX: 910 997 6120 EARTH FV

(714) 964-5784

Ask about **EARTH COMPUTERS'** other fine PC and S-100 compatible products.

IBM-PC, XT, AT are trademarks of International Business Machines, Inc.; CP/M and MP/M are trademarks of Digital Research; TurboDOS is a trademark of Software 2000; TURBOSLAVE-PC is a trademark of Earth Computers

The C Forum



by Don Libes

The International Obfuscated C Code Contest

In the September '85 M/SJ, this column covered the results of the 1984 Obfuscated C Code Contest. This contest is run annually by Landon Noll (nsc!chongo) who collects C code that is so awful to read, it is actually funny. Viewed in the right light, you might even call it educational. (See the 9/85 issue of M/SJ for more background on this contest as well as the previous year's winners.)

The 1985 winners are in and the 1986 contest is now open. The 1985 winners are presented towards the end of the column. First let me restate the rules.

The goal is to write the most obscure C program within the rules below:

1. The source must be 1024 bytes or less. No exceptions!
2. Include in your letter:
 - a) Name (or anonymous), Company/School, City, State and Country.
 - b) Your path from a major network site, if applicable.
 - c) A brief statement of what the program should do.
 - d) The Machine(s)/Operating system(s) on which it runs.
 - e) Enclose your source between the following lines:
—start of program—
(place obfuscated source of 1024 bytes or less here)
—end of program—
3. The entry should be written in common C. (K&R + common extensions)
4. The program must be of original work. All programs must be in the public domain. Copyrighted programs will be rejected.
5. Entries must be received before 30-May-86 (00:00 GMT).
Electronic mail your entries to: decwrl!nsc!obfuscate

Entries sent by electronic mail will be confirmed starting 1-May-86. People are encouraged to submit entries via electronic mail; however, one may mail entries to the following address:

International Obfuscated C Code Contest
National Semiconductor
Attn: Landon Noll Mail Stop: 7c266
1135 Kern Ave.
Sunnyvale, CA 94086
U.S.A.

JUDGING

Awards will be given to the best entry in a number of categories. The actual category list will vary depending on the types of entries received. At the moment, we are considering using the following:

- * The most obscure algorithm
- * The worst abuse of the C preprocessor
- * The strangest source layout
- * The best small one line program
- * The most useful program
- * (anything else we need to give recognition to a good entry)

We will attempt to run each of them on a VAX 785/4.2BSD system. Don't let the lack of such a system stop you! Try to avoid operating system/machine specific code if you do not have such a system. Extra points will be given for programs which:

- a) pass lint without complaint
- b) do something quasi-interesting
- c) are portable

A larger program size was selected to allow for a wider range of program ideas. However, if you don't need 1024 bytes don't use them. Given two programs with similar techniques and similar levels of obfuscation, we will tend to favor the more concise entry.

POLL

We want to know what you think is the most poorly coded utility released with 4.xBSD and/or Sys V. The top results plus the best flameage will be posted along with the contest results. To vote, please follow the guidelines below:

1. Include at the top of the letter:
 - a) Name (or anonymous), Company/School, City, State and Country.
 - b) Your path from a major network site, if applicable.
 - c) the name of the poorly coded utility
 - d) the name of the operating system on which it is found
 - e) the line: <<<FLAME ON>>>
 - f) up to 1024 bytes of flameage of the source
 - g) the line: <<<FLAME OFF>>>
2. Confine your vote to the standard set of commands; i.e., don't flame about local commands or user contributed software.
3. Submit your votes electronically to:

for 4.xBSD: decwrl!nsc!bsd_util
for Sys V: decwrl!nsc!sysV_util

or, you may send your votes by letter to the same address used by the contest. Please place your votes on different sheets of paper.

Good luck!

The judges for the 1985 contest were Landon Noll and Larry Bassel. Unlike last year where there was one grand winner and several runner-ups, the judges have selected entries based on several different categories.

Let me point out that the contest judges will bend the rules in order to recognize outstanding obfuscation wherever it is found. So, if you absolutely can't get your program shorter than 1024 bytes, don't worry about it. Or, if your one-year old refused to include a single comment in the piece of code she banged out one day by rolling her head across the keyboard, but it solves Fermat's last theorem, send it anyway. I'm sure the judges will give it its fair due.

Quality S-100 Products

Now Available! FULCRUM'S New...

256K STATIC RAM


8/16 Bit Transfers
24 Bit Extended Addressing
Battery Back-Up

\$495

Designed For Speed & Flexibility.

MPUZ CPU

This NEW MPUZ CPU utilizes the Z-80 8MHz uP as a basis for its 8MHz CPU for S-100 systems, and has been carefully designed to meet the requirements of the IEEE - 696 standard. The quality and performance this CPU provides is rarely found in S-100 products, and you can see why... **only \$299**




- ▶ 4 or 8MHz clock rate
- ▶ Two RS-232 serial ports
- ▶ Centronics printer ports
- ▶ Real time clock with battery back-up
- ▶ Vectored interrupts to any block location in memory
- ▶ Programmable timer
- ▶ ROM monitor
- ▶ Power on Jump
- ▶ On board wait states
- ▶ 2K of RAM space
- ▶ 24-bit extended addressing
- ▶ Latched Status
- ▶ Front panel compatibility
- ▶ MPM support

Best Value In Disk Controllers.

OMNIDISK

Now the FULCRUM OMNIDISK offers S-100 systems users a unique marriage of component compatibility and technological innovation. These together produce features not found in any conventional disk controllers made today. See for yourself what tomorrow looks like... **only \$299**



- ▶ Simultaneous support of both 5 1/4" and 8" floppy disks and hard disks
- ▶ Complete 24 bit DMA
- ▶ Power on boot for 5 1/4" and 8" floppy and hard disks
- ▶ Power on boot PROM
- ▶ On board de-blocking to save RAM space over BIOS
- ▶ Interfaces with the WD 1001* hard disk controller
- ▶ Supports 13 devices simultaneously
- ▶ Full track buffer allows controller to recall entire track
- ▶ DMA'S at 10 MHz
- ▶ Supports MS DOS
- ▶ 10K on board buffer saves two K of TPA

So before you buy another S-100 component, call or write for our FREE catalog. And see how your system can benefit from the FULCRUM difference.

*CP/M 2.2 configured for OMNIDISK \$60. *Trade mark of Digital Research. FREE U.P.S. ground shipping on prepaid orders. Shipping is added to VISA, M/C, and C.O.D. orders. CA residents, please add sales tax.



707/433-0202

FULCRUM COMPUTER PRODUCTS

459 Allan Court, Healdsburg, CA 95448.

Also in FULCRUM'S Family: OMNIRAM 64K memory board. Serial I/O 2-2 & Video I/O Interface boards. Relay board. I-8080, 8015 and 8035 main frames with 21 slot mother boards. CPA front panel and A/D board.



The Best C Book A Powerful C Compiler

One Great C Value \$39.95

A good C book just isn't complete without a good C compiler to go with it. That's why we give you both. You get a comprehensive 450 page book and a full feature standard K&R C compiler with the Unix V7 Extensions. The Book is loaded with examples that teach you how to program in C. And our fast one pass C compiler comes with an equally fast

linker so you don't waste a lot of time watching your disk drives spin. You also get a Unix compatible function library that contains more than 150 functions (C source code included). And if all that isn't enough, we offer you a 30 day money back guarantee. So what are you waiting for? The exciting world of C is just one free phone call away.

Language Features

- Data Types: char, short, int, unsigned, long, float, double
- Data Classes: auto, extern, static, register
- Typedef, Struct, Union, Bit Fields, Enumerations
- Structure Assignment, Passing/Returning Structures

abs
asm
asmx
atan
atoi
atol
bdos
bdosx
bios
biosx
calloc
ceil
cfree
chain
character
chdir
chmod
clearerr
close
clrscrn
cmpstr

conbuf
conc
cos
cypstr
creat
curblk
curslin
curscol
cursrow
cursoff
curson
delete
drand
exec
execl
execv
exit
exitmsg
exp
fabs
fclose
fdopen

feof
ferror
fflush
fgets
fileno
filetrap
find
floor
fopen
fprintf
fputs
freed
free
freopen
fscanf
fseek
ftell
fwrite
getc
getch
putc
getchar

Functions

getcseg
getdseg
getd
getdate
gettime
geti
puti
getkey
getmode
setmode
gets
getw
heapsiz
heaptrap
hypot
index
inp
insert
iofilter
isalnum
isalpha

isascii
iscntrl
isdigit
islower
isprint
ispunct
isspace
isupper
itoa
keypress
left\$
len
log
log10
longjmp
lseek
malloc
alloc
mathtrap
mid\$
mkdir
modf

movmem
open
outp
peek
perror
poker
poscurs
pow
printf
putc
putchar
puts
putw
rand
read
readattr
reach
writech
readdot
writedot
realloc
rename

replace
repmem
rewind
right\$
rindex
rmdir
scanf
setbuf
setbufsiz
setcolor
setdate
settime
setjmp
setmem
sin
sound
sprintf
sqrt
srand
scanf
stacksiz
str\$

strcat
strncpy
strcpy
strlen
strncat
strncmp
strncpy
strsave
system
tolower
toupper
ungetc
ungetch
unlink
write
writechs
xmembeg
xmemend
xmemget
xmemput
xmovmem
_exit

MIX Editor \$29.95

When you're programming in a high level language you need a high powered editor. That's why we created a programmable full/split screen text processor. It lets you split the screen horizontally or vertically and edit two files at once. You can move text back and forth between two windows. You can also create your own macro commands from an assortment of over

100 predefined commands. The editor comes configured so that it works just like Wordstar but you can change it if you prefer a different keyboard layout. The editor is a great companion to our C compiler. Because they work so well together we want you to have both. To make sure you do, we're offering the editor for just \$15 when purchased with the C compiler.

ASM Utility \$10

The ASM utility disk allows you to link object files created by Microsoft's MASM or M80 assemblers. Lots of useful assembly language functions are included as examples.

ORDERS ONLY
1-800-523-9520
IN TEXAS
1-800-622-4070

Canadian Distributor
Saraguay Software: 416-923-1500


NOT COPY PROTECTED

Editor	\$ _____ (29.95)	<input type="checkbox"/> PCDOS/MSDOS (2.0 or later)	Name _____
C	\$ _____ (39.95)	<input type="checkbox"/> IBM PC Single Side	Street _____
C & Editor	\$ _____ (54.95)	<input type="checkbox"/> IBM PC Double Side	City _____
ASM Utility	\$ _____ (10.00)	<input type="checkbox"/> Tandy 2000	State _____
TX Residents	\$ _____ (6.125% sales tax)	<input type="checkbox"/> 8 Inch	Zip _____
Shipping	\$ _____ (see below)	<input type="checkbox"/> Other _____	Country _____
Total	\$ _____	<input type="checkbox"/> CPM 80 (2.2 or later)	Phone _____
<input type="checkbox"/> Check <input type="checkbox"/> Money Order		<input type="checkbox"/> 8 Inch	
<input type="checkbox"/> MC/Visa# _____ Exp _____		<input type="checkbox"/> Kaypro II	
Shipping Charges: (No charge for ASM Utility)		<input type="checkbox"/> Kaypro 4	
USA: \$5/Order		<input type="checkbox"/> Apple (Z80)	
Canada: \$10/Order		<input type="checkbox"/> Osborne 1 SD	
Overscas: \$10/Editor • \$20/C • \$30/C & Editor		<input type="checkbox"/> Osborne 1 DD	
		<input type="checkbox"/> Morrow MD II	
		<input type="checkbox"/> Other _____	


MIX software
2116 E. Arapaho
Suite 363
Richardson, TX 75081
(214) 783-6001

Ask about our volume discounts. M

Unix is a trademark of Bell Labs. CPM is a trademark of Digital Research. MSDOS is a trademark of Microsoft. PCDOS is a trademark of IBM. WORDSTAR is a trademark of Micro Pro.



In the SIG/M Public Domain



by Stephen M. Leon

There is much to say in this issue. Many new things happened. Our mailbox was full of new software and we released only part of it, squirreling away some for a leaner month.

We knew from our extensive correspondence with Bill Bolton, that CP/M was big in Australia. We had also seen a demonstration of one of the new Japanese MSX (CP/M-80 compatible) machines and assumed they had a developing CP/M interest. It was not until we received a set of 12 CP/M volumes from the Japan User Group that we realized how advanced their CP/M development was. As a teaser we have released one of these volumes (Volume 255). More will come in the future. For now we suggest you look at some of the code on the disk before you question the future of CP/M.

Volume 255 includes DP, a disk patch utility in CP/M-80 and -86. DU does much the same: dump, list, edit, copy, find, etc., but Keizo Maeda and Sakurao Nemoto, with their DP have what seems to me to be a far easier program to use. Also on the disk is SCAN, a bad sector utility for CP/M+. FINDBAD is not yet out in CP/M+, so SCAN is welcome.

At the other extreme, we have the Commodore-128 people with CP/M+. We borrowed a Commodore-128 to test some of our software on it. We found that a DSDD Kaypro 4 format was easily written on the PC with UNIFORM and read without error on the 128. The CP/M+ software in the library seemed to run well as did many of our favorite utilities.

The end result is a two-volume test release to introduce CP/M public domain software to Commodore users. If you have a 128 (or a 64 running CP/M) you may be interested in SIG/M Volumes 800 and 801. We have both on CompuServe and on a few BBS systems. If you send me two five inch disks and return postage, I will be glad to send them to you as soon as I can. The address is 200 Winston Drive - 1707, Cliffside Park, NJ 07010. Otherwise, send \$14 for next day shipment of the set to Dusch Computer Services, 405 East 6th Avenue, Roselle, NJ 07203.

A number of people have asked about setting up a bulletin board system. In this issue Hank Kee discusses the topic in terms of MS-DOS software. We not only admit that it takes more work to set up a

CP/M BBS system, but are quite proud of the fact. Isn't it true that much of the MS-DOS world spoon feeds users? A BBS operator should not be an appliance user. He or she should know enough about the system to be able to not only customize it, but also to prepare the system for a defense against some of the clowns who take pride in destroying it.

In the last issue I pointed out that SIG/M Volumes 249 and 250 contained the latest version of RBBS (Remote Bulletin Board System) and that Volume 251 has ROS, a Turbo Pascal BBS System. CITADEL, a bulletin board system in C, is on Volume 150. A BDS C version of RBBS from Australia is on Volume 178. The SIGNON RCP/M System is on 130. And an earlier RBBS and SIGNON is on 112.

We have not really tried to keep up with all of the BBS software. Our advice, if you are thinking of setting up such a system, is for you log on to a good system and enlist the aid of the SYSOP. Trevor Marshall's system on the West Coast (805-493-1495), Dave Hardy in Michigan (313-846-6127), Jim Mills in Illinois (312-469-2597), Bill Earnest in Pennsylvania (215-398-3937), Charlie Wells in Georgia (404-636-6130) or Dave Mitton in Mass (617-646-3080) are all good starting points in the learning curve. When you're finished learning and set your system up, you may be allowed entry into the SYSOP BBS network. So, if you want to be an appliance BBS operator (or set up a truly private system), go Capital. Otherwise, do it like a pro and be proud of it.

We could probably write a dozen columns about Rich Conn. *Mr. Z* is coming out soon with *son of ZCPR3*. As the first step, we now have available four new volumes (SIG/M 261 to 264). They contain SYSTLIB 3.6, VLIB 1.1 and Z3LIB 1.3. These are libraries of routines which are of great value to assembly language programmers. We expect the update to ZCPR3 within a few months. Rich also sent in two volumes of ADA source code. We are going to hold them in reserve until someone comes up with a way to compile them on a micro computer. The SIG/M library has a variety of languages - so how about someone writing and donating an ADA for public domain release.

Also in the last issue we mentioned

Steve Leon is the SIG/M Disk Editor. In other words, he is the person who assembles, compiles, and edits all of the SIG/M public domain software disks. Thus, he speaks with the greatest authority as to what is going on in the SIG/M public domain software area.

that DRI was asking computer clubs to support CP/M. In line with this policy, they have released, to the public domain, four volumes of a GSX library for CP/M-86 and Concurrent-CP/M. The code is on SIG/M 257 to 260. This material should be invaluable to CP/M-86 or Concurrent users.

Volume 256 has our first CP/M-68K utilities. All that we have so far is a file compare and a query/erase. They came via Edmund Ramm, in the Federal Republic of Germany. Hopefully, people will remember that SIG/M is the common repository of CP/M software and contribute 68K material as they write it. The mailman also recently brought 21 new volumes from Australia, and since 68K is big there, we may already have some of it - but release of the new Australian material will have to wait at least a month.

Also on 256 is a file transfer utility between MS-DOS and CP/M by Dave Koski of Fort Bragg CA. The program is written in Turbo Pascal and requires a Z-80. I could not test it, but it looks as if it should work well, especially on Kaypro equipment. SIG/M Volume 254 is another gem from Professor Harold McIntosh of the Universidad Autonoma de Puebla in Mexico. This is an update of ENCOL (SIG/M 206). It will give you multi-column printing of up to four columns and four files on one or two sides of a page. As usual, the good professor has provided full documentation and versions for both CP/M-80 and CP/M-86.

James D. Mooney of the Department of Statistics and Computer Science of West Virginia University has provided an experimental IEEE 855 (MOSI) interface for CP/M-80 and a language interface for Pascal MT+ (SIG/M Volume 253). The MOSI (Microprocessor Operating System Interface) Standard defines a set of *system calls*, referred to as FUNCTIONS, which can be invoked from various high level languages by application programs designed to be portable across various operating systems.

The MOSI standard, under development since 1980, has been approved by the IEEE Standards Board for TRIAL USE until 1987. During this period, potential users are encouraged to study and experiment with the standard, and to submit comments to help in establishing its final form. Professor Mooney is Chairman of the MOSI working group. The well-documented software he has provided is intended to serve as both a useful implementation in its own right and, as a model for additional implementations for other languages and systems.

The last item on which we will comment, in this issue, is Volume 252. Alan Hess of Lake Zurich, Illinois sent us a disassembler he wrote for the Kaypro. Please note that it will only work on the older models with a non-graphics screen.

SIG/M Volumes are available on 8" SS SD Disks for \$6.00 each (\$9.00 foreign) directly from SIG/M, Box 97, Iselin, NJ 08030. Printed catalogs are \$3.00 each (\$4.00 foreign). Disks in a variety of formats may be obtained through the worldwide SIG/M distribution network. The distributor list is included with the printed catalog. A disk version of the catalog (Volume 00) is available for \$6.00. Many bulletin boards have the software for downloading and most new releases on available on the CP/M Sig on Compuserve.

NEW SIG/M PUBLIC DOMAIN SOFTWARE RELEASES

Volume 252

Kaypro Dynamic Tracing Disassembler
Novation Smartcat Overlay for MDM740

Volume 253

Experimental IEEE 855 (MOSI) Interface for CP/M 80 and Language Interface for Pascal MT +

Volume 254

Printer Utility (CP/M 80 & 86) Multi Column & Multi File Printing

Volume 255 Japan User Group-CP/M Volume 4

Disk Patch utility - CP/M 80 & 86
Linkage Parameter for LINKMT + 86 & LINKMT +
Screen Edit subroutines
I/O for CP/M 80 & 86
PAS main routine of DP for Pascal/mt +
Printout utility for printer or console
Bad sector scan utility for CP/M 3.0
Get program size - CP/M 86

Volume 256

File compare in CP/M 68K
Query erase in CP/M 68K
Script for BBS logon (compiles with BASCOM)
Osborne games
SC template for chemical compositions
File transfer between MS-DOS and CP/M (in Turbo Pascal)
Turbo routines for JRT pascal

Volume 257

DRI GSX Library for CP/M 86 & CCP/M (Volume 1 of 4)

Lattice[®] Products Are Your Best Investment

Lattice Screen Editor \$125.00 (LSE)—Designed as a programmer's editor. LSE is fast, flexible and easy to learn. LSE's multi-window environment provides all the editor functions you need including block moves, pattern searches, and "cut and paste." LSE also offers special features for programmers such as its error tracking mode and three assembly language input modes. You can create macros or customize keystrokes, menu, and prompts to your style and preferences.

Lattice TopView Toolbasket \$250.00—Provides more than seventy C functions for creating programs to take advantage of the IBM TopView environment. Speed TopView-specific program development with window, cursor, pointer, and printer control functions. Expedite program development with the debugging utilities included.

LMK[™]—Automated \$195.00 product generation utility for MS-DOS, similar to UNIX "Make."

C-Sprite[™]—Symbolic \$175.00 debugger for programs written in Lattice C or assembly language.

C Compilers—MS-DOS \$500.00 and PC-DOS—The industry standard.

Panel[™]—High performance screen design and screen management system. Available for MS-DOS, PC-DOS, and UNIX systems. \$295.00

dbc II[™] or dbc III[™]— \$250.00 C function libraries supporting indexed files that are compatible with dBASE II[®] or dBASE III[™].

C-Food Smorgasbord[™] \$150.00 Includes a BDC decimal arithmetic package, I/O functions, IBM-PC BIOS interface, terminal independence package, plus many other utility functions.

With Lattice products you get *Lattice Service* including telephone support, free updates during the warranty period, notice of new products and enhancements when you register, and a money-back guarantee.

Call us today for further information on these, or our many other C programs, utilities, and tools! Corporate site license agreements are also available.



Lattice, Inc.
P.O. Box 3072
Glen Ellyn, IL 60138
Phone (312) 858-7950
TWX 910-291-2190

International Sales Offices

Benelux: De Vooght. Phone (32)-2-720.91.28.
England: Roundhill. Phone: (0672) 54675
Japan: Lifeboat Inc. Phone: (03) 293-4711

Volume 258

DRI GSX Library for CP/M 86 & CCP/M (Volume 2 of 4)

Volume 259

DRI GSX Library for CP/M 86 & CCP/M (Volume 3 of 4)

Volume 260

DRI GSX Library for CP/M 86 & CCP/M (Volume 4 of 4)

Volume 261

SYSLIB 3.6 - Library of Routines (Volume 1 of 4)

Volume 262

SYSLIB 3.6 - Library of Routines (Volume 2 of 4)

Volume 263

SYSLIB 3.6, VLIB 1.1 -Library of Routines (Volume 3 of 4)

Volume 264

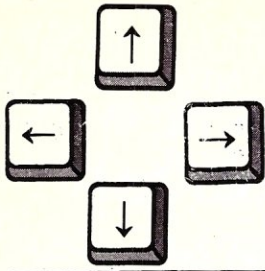
SYSLIB 3.6, Z3LIB 1.3 Library of Routines (Volume 4 of 4)

Volume 800 - SIG/M Commodore CP/M Sampler (Volume 1 of 2)

How to update C128 CPM
Program to update C128 CPM
Configuration program
IMP modem program for C128
MEX modem program for C128
Overlays for C128 modem programs
SIG/M Directory Volumes 256 - 151


Volume 801 - SIG/M SAMPLER - Commodore 128 (Volume 2 of 2)

A Collection of Z80-8080 Favorites from the SIG/M Library of Public Domain Software



PC/Blue Report

by Hank Kee



PC-based Bulletin Board Systems (BBS) have grown in popularity during the past two years. No one knows exactly how many are in operation. A number of factors have contributed to this phenomenon. With decreasing cost of PCs and compatibles, many users have purchased a *second* system just for bulletin board operation.

The expense of setting up a BBS has reached a very affordable level. A DC Hayes compatible 1200 baud modem can be purchased for less than \$200 and the offshore PC clones have literally knocked the socks off the traditional home units like Atari and Commodore. It is now possible to purchase a PC clone for a little more than the comparably equipped Commodore system. Such a system is capable of running the *universal* repertoire of PC-DOS software. Add to this the public domain RBBS-PC software system, from the Capital PC Users Group, and you have a ready-to-install and easy-to-operate home BBS. And a large number of RBBS-PC systems are running on PCjr's.

The traditional BBS is message-based and file-oriented. Files are uploaded and downloaded. These files are typically public domain or user-supported software. There are now a large number of message-only BBS's dedicated to specific subjects such as photography, psychology, games and flea market exchange.

Many businesses use unattended PC-based BBS's to exchange and collect data. For example, this column is transmitted to a BBS run by M/SJ for authors. This extends the time needed to meet deadlines.

SETTING UP A BULLETIN BOARD SYSTEM

RBBS-PC (Remote Bulletin Board System for the PC) is widely available and comes complete with source code. For this reason I chose to use it to run the BBS I operate for the New York Amateur Computer Club. Access of source code allows me to *customize* the system to meet my needs. Installing the system is simple. The system operator (SYSOP) need only run the CONFIG program and specify the drive where the system files are located.

The sysop later can *fine tune* the BBS once some experience is gained with the system. Sysop control functions include different levels of security access, and the

application of password control on files. RBBS-PC uses a referenced file called RBBS-PC.DEF which defines the operating environment.

The compiled version of RBBS-PC is approximately 107K (138K is required for multi-user). That's right, RBBS-PC may also be used for multiuser access! A 128K configuration is possible if you compile and link RBBS-PC without the multi-user support and you use PC-DOS 1.1. However a minimum of 192K is recommended. Under the BASIC interpreter, multi-user access is unavailable!

RBBS-PC can be run on a floppy disk-based system. However, the less disk space available the more file maintenance the SYSOP must perform. This is all right for a message-based system. A hard disk is mandatory for file upload and download functions.

The program requires the use of a DC Hayes 1200 Smartmodem or equivalent to function properly. I use a US Robotics 2400 modem operating at 300/450/1200/2400. Callers who wish to communicate at 450 baud have to call in at 300 baud and then switch to 450.

The files used by RBBS-PC are:

MESSAGES - This file contains the message text for the system. RBBS-PC expects the message file to exist and to have been created by CONFIG. If CONFIG does not find the MESSAGES file, it will create it and initialize it to the size the SYSOP specifies. The MESSAGES file can be shared among multiple RBBS-PC's.

USERS - This file is a record log of each user that used the system. The record contains a profile of each user that has signed on. To initialize the system simply ERASE this file. RBBS-PC expects the USERS file to exist. If CONFIG does not find the file on the system it will create it to the size specified by the SYSOP. The USERS file can be shared among multiple RBBS-PC's.

CALLERS - This file contains a log of all callers as they sign-on the system along with the caller's city and state, the date and time. The names are added to the end of the file as well as the names of the files uploaded/downloaded by the caller. If the file is not found RBBS-PC creates one. The file should be ERASED to clear the log. The CALLERS file cannot be shared

Editor's Note: Hank Kee is the librarian for the PC/Blue public domain software library. He is the person who collects, assembles, and checks all the software issued by PC/Blue and then compiles and edits them into the released volumes.

among multiple RBBS-PC's.

COMMENTS - This file contains comments left by users for the sysop. The file can be scanned by a SYSOP function or it can be TYPED or edited outside the RBBS system. A SYSOP function is available to delete this file, or it can be emptied outside of DOS. The file will be created by RBBS-PC if it is not found. The COMMENTS file can be shared using Multi-link or Orchid.

99.DIR - This file contains a list of the files that have been uploaded by name, file size, date, and description. The file can be shared using Multi-link or Orchid.

RBBS-PC.DEF - This ASCII text file is created by CONFIG and contains the configuration parameters for the RBBS. It is read by RBBS to determine the configuration settings tailored to your RBBS-PC.

BULLET - This is a text menu printed following the WELCOME file when a user first enters the system. This lists the table of contents of bulletin subjects.

BULLET1 to BULLET99 - There can be from 1 to 99 *bulletins*. RBBS-PC checks for the existence of a specified bulletin.

DIR.DIR (1.DIR to 99.DIR) - At least one DIR.DIR file has to be present on one of the drives available for downloading.

FILESEC - is the password security file assigned to downloaded files.

Copies of the PC/Blue printed software directory can be ordered from Micro/Systems Journal, Box 1192, Mountainside NJ 07092 (\$4 U.S., Canada & Mexico; \$6 foreign).

PC/Blue disks are available from the New York Amateur Computer Club, Inc., Box 106, Church Street Station, NY NY 10008. Price is \$7 per volume which includes media, postage, and handling. On foreign orders, please add \$2 per disk.

HELP01 to HELP09 - Represent the nine on-line help files for RBBS-PC users. They have been prepared with specific messages for different functions.

MENU1 to 5 - contain the various commands for the subsystems. It is recommended that these be placed in a RAM disk rather than on a floppy or hard drive.

NEWUSER - This is a text file displayed for new users just before registration occurs.

TRASHCAN - is a text file containing user names that the sysop does not want used. RBBS-PC uses this file, if it exists, to deny access to anyone using one of these names for either their first or last name.

WELCOME - This text file is printed when a user first enters the system. It must be present, and should be modified to identify your system.

CONFENCE - This text file is printed when a user selects the J)oin function from the main menu. It is created using a text editor and should contain a list of the special interest conferences that you have on your system.

The RBBS-PC.DEF file (if you don't have it, it is created by the CONFIG program) contains the system's default operating parameters and values. You can run the CONFIG program at any time to change the system parameters.

Most SYSOP's organize their file directories by subject. DIR.DIR is the primary file directory used to define the other directories, in a tree-like structure. Most RBBS-PC SYSOP's use numbers to specify these sub-directories (e.g. 1.DIR, 2.DIR, etc.).

If RBBS-PC is run under the BASIC interpreter, it uses the RBBS-PC.DEF file for its configuration parameters and ignores any parameter used when RBBS-PC was invoked. This is the standard default for SYSOPs running a single copy of RBBS-PC. If running multiple copies of RBBS-PC, it is not possible to run RBBS-PC under the BASIC interpreter!

RBBS-PC SECURITY FEATURES

All user and RBBS commands have assigned security levels controlled by the SYSOP. To use a command, the caller's security level must be at least as high as the command's security level.

The sysop can assign a file, or group of files, a security level and password. To download a file, a caller must have a security level at least as high as the file's security level and be able to give the file's password (if one is present). All users must pass these security tests, including those with sysop privileges.

Messages can be assigned a password by their originator. Only persons who are given permission are able to read or kill the message. Messages with

password protection will show (PROTECTED) when scanned. Callers have no way of distinguishing messages to private individuals and to groups except by how they are addressed. Persons with SYSOP privileges can read all messages.

Security violations are logged to the CALLERS file. These include attempting to use functions without sufficient security clearance, and failure to give required passwords.

RBBS-PC's default configuration is that of an open system.

RBBS-PC's security system provides the SYSOP with several choices on how he wishes to run his RBBS. The chief ones are:

1. Change the BBS from an open system, available to anyone, or to a system available only to pre-registered users. To support this option, there is a function in the SYSOP's user maintenance option to ADD users.

2. A SYSOP can set up different classes of users by assigning different security levels to different users. Concurrently the SYSOP would have to assign different security levels to different commands. For example new callers might be permitted only to leave a comment, read bulletins, and list files that can be downloaded. Or there might be a group of files assigned a security level that only members of a special interest group can download.

3. The SYSOP can segregate the BBS functions into different groups based on a password. A specific file or group of files can be downloadable only to those who know the password. Similarly, messages can be made open to everyone knowing the password but closed to everyone else. This way there can be semi-private portions of the bulletin board.

Information is provided in the documentation to help those with the IBM PCjr to run RBBS-PC.

RBBS-PC can be readily downloaded from many bulletin boards. You can also order RBBS-PC from the Capital PC Users Group. For more information contact :

D. Thomas Mack
10210 Oxfordshire Road
Great Falls, Virginia 22066

NEW PC/BLUE PUBLIC DOMAIN SOFTWARE RELEASES

Volume 176

The EXPERT Knowledge Based System
CH Church Management System

Volume 177

LetterWriter V2.0 - electronic address book
DOS-A-Matic V2.0 - multi-tasking facility
PUBLIC - mailer labeller
DISKIT - disk repair utility

Volume 178

CaveQuest - *dungeons and dragons*
Naval War Simulator
Arrow - turtle graphics like

Volume 179

PC Magazine - Laboratory SERIES #2

Volume 180

ACCUTAX 86-1985 tax preparation software

Volume 181

PC-Kat version 1.2
super capacity diskette cataloger

Volume 182

Freeword version 1.0 - word processor
Cut/Paste and NotePad - memory resident

Volume 183

PROLOG type PD version 1.8

Volume 184

PC-Tax85 version 85.2-tax preparation system

Volume 185

Z80 CP/M 2.2 Emulation operates under PC-DOS

Volume 186

NYWord version 1.1-word processor
WSID-WordStar File ID Index System

Volume 187

QModem version 1.13 - modem communications
VINTRO-Tutorial on NEC V20/V30 CPU's

FREE SOFTWARE FROM THE PUBLIC DOMAIN

User Group Software isn't copyrighted, so no fees to pay! 1000's of CP/M and IBM software programs in .COM and source code to copy yourself! Games, business, utilities! All FREE!

	Rent	Buy
IBMPC-SIG 1-390 Diskettes	410.	850.
IBMPC-BLUE 1-154 Diskettes	175.	435.
SIG/M UG 1-240 Diskettes	155.	650.
CP/M UG 1-92 Diskettes	45.	250.
PICO NET 1-34 Diskettes	25.	100.
KAYPRO UG 1-54 Diskettes	65.	200.
EPSON UG 1-52 Diskettes	65.	200.
COMMODORE CBM 1-28 Diskettes	25.	65.

Public Domain User Group Catalog Disk \$5 pp.
Send your check & specify computer format.
Rental is for 7 days after receipt, 3 days grace to return. Use credit card, no disk deposit.

Shipping, handling & insurance \$9.50 per library.
(619) 941-0925 Orders & Technical (9 to 5)
(619) 727-1015 24 Hr. 3 Min. Info Recording
Have your credit card ready!

National Public Domain Software

1533 Avohill Dr.
Vista, CA 92084
1-800-621-5640 wait
for tone dial 782542



BBB

AM EX.

HIGH PERFORMANCE S-100

THE MOST POWERFUL 8 BIT MICROPROCESSOR YOU CAN BUY FULLY Z80 CAPATIBLE, CP/M COMPATIBLE, Z-SYSTEM COMPATIBLE


Use the PRO-180 processor with your current controller, or buy the Magnum MDC-1 at great savings and have one of the most powerful microcomputers anywhere.

PRO-180 PROCESSOR BOARD

(HD64B180 for S100's)


The PRO-180, using Hitachi's new high integration HD64B180 processor, packs a lot of performance in a small area, while maintaining the modularity of the S100 structure.

- Executes all Z80 instructions. The HD64180 instruction set is a superset of the Z80, so the Pro-180 will run all software written to run on the Z80 or 8080 processors.
- 6 MHZ or greater operation.
- Hardware multiply (8 bit multiply, 16 bit result).
- Two standard built-in serial I/O ports that require no wait states. Standard baud rates up to 38,400 baud.
- Clocked serial port for multiprocessor/multicomputer communications at up to 300,000 baud on a pair of wires.
- Has 65,000 I/O ports (not just 256 like older processors).
- HD64180 has 19 address lines for directly addressing 512K bytes of memory with built-in MMU.



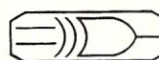
- Two channel DMA controller that can directly address 512K bytes of memory.
- The PRO-180 implements the full 24 bit extended address bus allowing it to address up to 16 megabytes of memory.
- Versatile interrupt controller with 8 internal and 4 external sources.
- Uses "off the shelf" components. No "hard to get" PALS or Gate Array devices.
- Built-in, programmable wait state generator. This allows wait states to be inserted only when they are needed for specific devices, allowing faster modules to run at full speed.
- Two channel, 16 bit, programmable, reload timer. The timer can be used for many timer functions, including real time clock applications.

MDC-1 Floppy Disk Controller



- The MDC-1 floppy disk controller can control any mixture of up to four 5 1/4 or 8" drives.
- Onboard shadow ROM.
- I/O mapped. Does not take up any memory space.
- Available with bios for CP/M 2.2, or with complete Z-SYSTEM.
- Runs 48tpi drives, 96tpi drives, or 48tpi diskettes in 96tpi drives.
- Runs with 8 bit or 16 bit processors.

PRO-180 processor w/64K static RAM	\$349
w/32k static RAM and ROM monitor	\$349
without RAM or ROM	\$299
MDC-1 floppy disk controller w/bios	\$199
w/complete Z-SYSTEM & shadow ROM	\$279
COMPLETE SET:	
PRO-180 w/64k SRAM, MDC-1, Z-SYSTEM, S-ROM, UTILITIES	\$569
<i>VISA, M/C, C.O.D. Orders - Missouri residents add sales tax.</i>	



**magnum
digital, inc.**

Route 2, Box 223, Stover, MO 65078

Mail Orders to: Magnum Digital Inc.
3211 South Providence Rd., Suite 302
Columbia, Missouri 65203
or call: (314) 449-7199

For technical assistant (314) 377-4419

Trademarks: CP/M2.2 by Digital Research, Z SYSTEMS by Echelon, Inc., Z80 by Zilog, Inc., 8080 by Intel Corp.

RUN/CPM™



MORROW CROMENCO OS
QUME KAYPRO OS
RO OSBORNE TELEVI
MORROW CROMENCC
CO QUME KAYPRO
KAYPRO OSBORNE T
TELEVIDEO HEATH
HEATH MORROW CRO
E KAYPRO OSBORNE
NE TELEVIDEO HEATH

ONLY \$99.95
INCLUDING HARDWARE!
Plus over 20
CP/M80 programs!

PUT A CP/M COMPUTER IN YOUR PC!

And run 1,000's of CP/M programs
up to 30% faster, directly from your CP/M disks!

How does it work?


RUN/CPM virtually transforms your PC into any of the most popular CP/M systems. A simple replacement of your PC's 8088/86 microprocessor with our N.E.C. V-20/30 microprocessor gives your computer the ability to run both 8 bit CP/M and 16 bit MS-DOS programs. RUN/CPM will transform your PC's floppy

drives into CP/M drives able to directly read, write, and format over 100 CP/M disks! Terminal emulation supporting dozens of the most popular terminals completes the transformation of your PC into a CP/M system.

Performance?

Depending on the application, many of your CP/M programs will run up to 30% faster on your PC. Other features include; ability to run CP/M programs in color, logical and physical drive assignments, run CP/M or MS-DOS programs from the same prompt. RUN/CPM is the solution to running CP/M software on PC's.

READ/CPM™



MORROW CROMENCO OS
QUME KAYPRO OS
RO OSBORNE TELEVI
MORROW CROMENCC
CO QUME KAYPRO
KAYPRO OSBORNE T
TELEVIDEO HEATH
HEATH MORROW CRO
E KAYPRO OSBORNE
NE TELEVIDEO HEATH

ONLY \$49.95

ADD CP/M DISK COMPATIBILITY TO YOUR PC!

Now your IBM PC or compatible can directly
read, write, and format over 100 of the
most popular CP/M disks.

How does it work?

READ/CPM virtually transforms your PC's floppy disk drives into any one of more than 100 CP/M drives. Simply run the READ/CPM program, and choose the CP/M formats you want your PC's floppy disk drives to emulate. Now you can access data from your CP/M disks using standard DOS commands like COPY, DIR, TYPE etc. No need for modems or additional hardware, and READ/CPM supports more formats than any other similar product. READ/CPM is the ideal solution to the incompatibility problem.

RUN/CPM™ Plus

Turbocharge your CP/M
Applications!

For programmers, developers,
and advanced enthusiasts.

Features

- Utilization of 1 full mega byte address space!
- Floating point math capability with 8087
- Direct access to DOS functions
- Direct access to PC I/O ports
- Direct access to PC BIOS calls

ONLY \$199.95
INCLUDING HARDWARE!

Plus over 20 CP/M80 programs!


Attention Programmers and Developers!

Our MICRUN 80, and MICRUN 86 Universal Development Interfaces will allow you to run your 8 bit or 16 bit Intel languages on your IBM PC or MS-DOS compatible! Your PC will become a high performance MDS, and save you time and money. Call for more information.

PC Speed Demon!

Now your IBM PC, or XT can run up to 3 times faster!

CALL
FOR
PRICE!



CALL
FOR
PRICE!

- Compatible with virtually all software:
 - Spread sheets
 - Word processors
 - Data base managers
 - High level languages
 - Applications programs
 - CAD/CAM
 - Engineering
 - Scientific Applications

- Compatible with virtually all accessory cards:
 - Extended memory
 - Printer cards
 - Serial cards
 - Hard disk controllers
 - Floppy disk controllers
- No preboot software, virtually transparent to user.

To order
send check or money
order (U.S. funds)
add \$5.00 shipping/handling.



ORDERS ONLY
1-800-637-7226


Micro Interfaces Corporation
6824 N.W. 169th Street, Miami, Florida 33015
(305) 823-8088
Telex 5108004680 MICRO INTER CO
Ask About Our Intel Operating System Interfaces

OEM, VAR, Dealers, Inquiries Invited

Trademarks: CP/M (Digital Research, Inc.), IBM (IBM Corp.), RUN/CPM (Micro Interfaces Corp.), MS-DOS (Microsoft, Inc.), INTEL (Intel Corp.)

Turbo Pascal Corner

by David W. Carroll



This column features tips and techniques for using Turbo Pascal productively on MS/PC-DOS and CP/M microcomputer systems. It discusses typical problems and their solutions. Reader suggestions, comments, and questions are encouraged. Address them to: Turbo Pascal Corner, Box 699, Pine Grove CA 95665.

This month, we will discuss a problem often encountered by programmers — sorting data. There are many situations which require the data used by a program to be put in order for easy access or maximum efficiency. This is usually done by sorting the data in memory. If the data set is large, quick access to specific elements requires sorting of the data or at least the access key(s).

There are half a dozen or so sorting algorithms which can be used in a high level language like Turbo Pascal. They range from the well known and easily understood *bubble sort* to the more complex Shell-Metzner Sort and the Quicksort. Although many sort comparisons have been published in the pages of Microsystems and other journals, few have been done in Turbo Pascal.

We will take a look at these three algorithms from a performance standpoint and provide easy-to-use implementations of each sort. To insure valid comparisons, a random number file is generated and the same set of numbers is used for testing each sort method. The test program template will be shown in full for the bubble-sort with the two other replacement sort procedures.

In these examples, the *items* to be sorted are contained in an array of records. For small data sets (less than 10,000 elements) this is the easiest data structure to work with. The examples use an integer *key* value and the *item* record does not contain other data, but it could. Using an integer *key* (2 bytes), and 10,000 items, about 40K bytes are left in the stack/data segment for other variables and other elements in the *item* record. Sorting larger structures will require the use of pointers and the heap. These techniques will be discussed in the next issue.

RANDOM NUMBERS

A short program (Listing 1) is used to generate a file of N random integer numbers between 0 and 999 to use as our test data set *key* values.

Sorting With Turbo Pascal

TIMER ROUTINE

Each of the test programs uses a timer routine to clock the sorting time required. This routine is designed for MS-DOS. If you are using CP/M, you will need to provide your own clock routine or use manual timing. The timer routine is shown in Listing 2.

BUBBLE-SORT PROGRAM

The first program (Listing 3) is a simple bubble-sort which provides the *worst case* example for this comparison. The bubble-sort operates by repeatedly passing through the data set and exchanging any pair of elements which are out of order, and is sometimes called an exchange sort. This has the effect of forcing elements to *rise* to their correct ordered position in the file, thus the name *bubble* sort.

The display routine lists the key values and their position in the data set array. It is set up for listing the data in five columns, but this can be changed to suit the user.

The bubble-sort average speed factor is $K*(N^2)$. K is a constant linearly proportional to overhead operations. K for quicksort is usually smaller than for other methods.

SHELL-METZNER SORT

The Shell-Metzner sort (Listing 4) is much better than the bubble-sort. It offers more reasonable performance as the data set size increases. The Shell-Metzner sort average speed factor is $K*N*\log_2(N)$. This sort is very consistent regardless of data set order.

QUICKSORT

The quicksort (Listing 5) is perhaps the best generally available memory sort routine. This version is recursive, so CP/M users may have problems with larger data sets. Also, in CP/M Turbo Pascal, the `{SA+}` compiler directive is required.

The quicksort algorithm speed factor is $\log_2(N) + 1$. The quicksort is somewhat

sensitive to data set order; random data sets work best.

RESULTS

These programs were run with Turbo Pascal 3.01a on a PC compatible with a 4.77 MHz clock. The timing shown (Table 1) should be representative of any PC compatible.

As might be expected, the simplest routine (bubble-sort) was by far the slowest and should only be used for data sets of 100 items or less. Next in speed was the Shell-Metzner Sort, with the Quicksort coming in the fastest. The Quicksort is the fastest memory-based sorting algorithm in general use today.

Number of Items	Bubble	Shell-Metzner	Quicksort
100	0.77	0.28	0.11
1000	1:19.43	0:05.65	0:01.37
10000	2:13:32.09	2:08.36	0:17.36

REFERENCES

- Grogono, P., *Programming in Pascal*, Addison Wesley, 1978.
Knuth, D., *The Art of Computer Programming* Vol 2. "Sorting and Searching", Addison Wesley, 1973.
Sedgewick, R., *Algorithms*, Addison Wesley, 1984.
Wirth, N., *Algorithms + Data Structures = Programs*, Prentice Hall, 1977.
Terry, C., *Is your Computer Out of Sorts*, S-100 Microsystems, Vol 1, No 3, May/June 1980, pp 35-47.

A library of some 600 Turbo Pascal public domain programs are available 24 hours a day for free downloading on the "High Sierra RBBS" system operated by the author at 209/296-3534.

David W. Carroll is a freelance writer and computer consultant living in the Sierra Nevada foothills near Sacramento, California. He is the author of Telecommunications with the IBM PCjr co-published by Micro Text/Prentice Hall and Programming with Turbo Pascal co-published by Micro Text and McGraw-Hill.

Listing 1.
Program To Generate Random Data

```

const
  n = 1000;

type
  item = record
    key : integer;
  end;
  index = 0..n;
  dataarray = array[1..n] of item;
var
  outfile : file of dataarray;
  a : dataarray;
  l : index;

begin
  for l := 1 to n do
    a[l].key := random(1000);
  assign(outfile,'sort.dat');
  rewrite(outfile);
  write(outfile,a);
  close(outfile);
end.

```

Listing 3.
Bubble Sort

```

const
  n = 1000;

type
  item = record
    key : integer;
  end;
  index = 0..n;
  dataarray = array[1..n] of item;
var
  infile : file of dataarray;
  a : dataarray;
procedure bubsort;
var
  i,j : index;
  x : item;
begin
  for i := 2 to n do
    begin
      for j := n downto i do
        if a[j-1].key > a[j].key then
          begin
            x := a[j-1];
            a[j-1] := a[j];
            a[j] := x;
          end
        end
      end
    end; {bubsort}

procedure display;
const
  num_col = 5;
var
  l : index;
  i, cnt : integer;
begin
  cnt := n div num_col;
  for l := 1 to cnt do
    begin
      for i := 0 to num_col-1 do
        begin
          write((l+cnt*i):3,' ');
          write(a[l+cnt*i].key:4);
          if i < num_col-1 then
            write(' ');
          end;
        end;
      writeln;
    end; {display}
{$I TIMER.INC }
begin {main}
  assign(infile,'sort.dat');
  reset(infile);
  read(infile,a);
  close(infile);
  display;
  writeln;
  writeln('SORTING...');
  times(1);
  bubsort;      {change this call for each sort routine}
  times(2);
  clrscr;
  display;
  timer2;
end. {main}

```

Listing 2.
Timer Routine

```

{ INCLUDE FILE TIMER.INC for MS-DOS }

var
  clock : array[0..4,1..3] of integer;

procedure times(m:integer);
type
  registers = record
    ax,bx,cx,dx,bp,si,ds,es,flags: integer;
  end;
var
  regrec : registers;
  cx , dx : integer;
begin
  with regrec do
    begin
      ax := $2C shl 8;
    end;
  msdos(regrec);
  with regrec do
    begin
      clock[1,m] := cx shr 8;
      clock[2,m] := cx mod 256;
      clock[3,m] := dx shr 8;
      clock[4,m] := dx mod 256;
    end;
  end; {times}

procedure display_time(m:integer);
var
  time : string[11];
  hour,minute,
  second,hundredth : string[2];
begin
  str(clock[1,m],hour);
  str(clock[2,m],minute);
  str(clock[3,m],second);
  str(clock[4,m],hundredth);

  if length(hour) = 1 then insert(' ',hour,1);
  if length(minute) = 1 then insert('0',minute,1);
  if length(second) = 1 then insert('0',second,1);
  if length(hundredth) = 1 then insert('0',hundredth,1);
  time := hour + ':' + minute + ':' + second + '.' + hundredth;
  writeln(time);
end; {display_time}

procedure calctime;
var
  carry, i : integer;
begin
  for i := 4 downto 1 do
    begin
      case i of
        1 : carry := 24;
        2,3 : carry := 60;
        4 : carry := 100;
      end;
      clock[i,3] := clock[i,2] - clock[i,1];
      if clock[i,3] < 0 then
        begin
          clock[i,3] := clock[i,3] + carry;
          clock[i-1,1] := clock[i-1,1] + 1;
        end;
      end;
    end; {calctime}

procedure timer2;
begin
  writeln;
  writeln;
  write('Start time: ');
  display tie(1);
  write('Stop time: ');
  display time(2);
  writeln;
  calctime;
  write('Total time: ');
  display time(3);
end; {timer2}

```



Z SETS YOU FREE!

Z Operating System, an 8-bit OS that flies! Optimized HD64180/Z80 assembly language code — full software development system with proven linkable libraries of productive subroutines — relocating (ROM and RAM) macro assembler, linker, librarian, cross-reference table generator, debuggers, translators and disassemblers — ready to free you!

High performance and flexibility! Productivity results from dynamically customized OS environments, matching operator, tasks and machine.

Real-time control kernel option allows quick software development for industrial control applications, other tools and utilities for office desk-top personal computing functions, local area networks to Ethernet, AppleTalk, Omninet, ArcNet, PC-Net (Sytek) — from micro to mainframe command, control and communications. Distributed processing application programs are easily developed.

- Extreme organizational flexibility, each directory another environment
- Multiple Commands per line
- Aliases (complex series of commands known by simple names) with variable passing
- Named Directories with absolute password security
- Full-screen command line editing with previous command recall and execution
- Shells and Menu Generators, with shell variables
- Command-file search Paths, dynamically alterable
- Screen-oriented file manipulation and automatic archiving and backup
- 512 megabyte file sizes, 8 gigabyte disks handled
- Auto disk reset when changing floppies
- TCAP database handles characteristics of over 50 computers and terminals, more easily added
- Tree-structured online help and documentation subsystem
- 76 syntax-compatible support utilities

Your missing link has been found — ZI Now fly with eagles! Fast response, efficient resource utilization, link to rest of computing world — shop floor to executive suite, micro to corporate mainframe. Call 415/948-3820 for literature.



Echelon, Inc. 101 First Street • Suite 427 • Los Altos, CA 94022 • 415/948-3820

S-100 BARE BOARDS

8086/8087 CPU - plus
2764 or 27128, 8253, 8259

8088 Auxiliary Processor
I/O mapped, 4K EPROM,
4K RAM, prototype area

\$45.00
Each

Call or write for brochure.

Terms: Check or money order only. CA residents add sales tax. Prices include UPS shipping.

Applied Innovations
3000 Scott Blvd. Suite 106
Santa Clara, CA 95054
(408) 748-1875

Listing 4. Shell-Metzner Sort

```

var
i,j : index;
inc : integer;
x : item;
done : boolean;
begin
inc := n;
while inc > 1 do
begin
inc := inc div 2;
repeat
done := true;
for i := 1 to n - inc do
begin;
j := i + inc;
if a[i].key > a[j].key then
begin
x := a[i];
a[i] := a[j];
a[j] := x;
done := false;
end;
end;
until done;
end;
end;
end;

```

Listing 5. Quicksort

```

procedure sort(l,r : index);
var
i,j : index;
x,w : item;
begin
i := l;
j := r;
x := a[(l+r)div 2];
repeat
while a[i].key < x.key do i := i + 1;
while x.key < a[j].key do j := j - 1;
if i <= j then
begin
w := a[i];
a[i] := a[j];
a[j] := w;
i := i + 1;
j := j - 1;
end
until i > j;
if l < j then sort(l,j);
if i < r then sort(i,r);
end; {sort}
begin
sort(l,n);
end;

```

Data Base Forum

continued from page 85

editor and then TYPE the program. The final test, of course, is when you run the program and see the desired screen display or report. This technique works equally well for PC compatible machines and versions of dBASE II that allow the use of the TEXT and ENDTEXT statements.

A final word of caution. Your printer may not allow you to produce just the characters that you desire, even though the correct characters do appear on the screen. On my printer, an Okidata Microline 84 with the IBM plug 'n play roms, some of the characters were correctly produced when the print-screen function was used, but were slightly changed both when the program and the output from the program were printed.

COMPETITIVE EDGE

631 S. Main St. — Plymouth, MI 48170 — (313) 451-0665

Competitive Edge brings you Lomas Data Products Inc.

S-100 CIRCUIT BOARDS

Thunder 186, 256K, 2 Serial, 1 Parallel, Floppy Disk Controller, Clock, All on One Board with Concurrent DOS \$895			
8MHZ Lighting 286 CPU	\$821 NV Disk 512K, Memory Drive	\$371 512K Dram Megagram	\$448
10MHZ Lighting 8086 CPU	520 Concurrent DOS Single User	280 2048K Megaram	821
Control It All Floppy & HD Controller	487 MSDOS for 86, 186, or 286	200 Ram 67 128K W/Bat B/U	671
Hazitall 2 Serial, 2 Par, Clock	260 CPM22EM 8080 Emulator	55 Octaport 4 Serial	200
256K Dram Megaram	358 6MHZ Lightning 286 CPU	756 NV Disk 2048K Wow!!	746
1024K (1 Megabyte) Megaram	599 8 MHZ Lightning 8086	420 Concurrent DOS Multi-user	360
Ram 67 128K Static 100ns Chips	596 LDP Floppy Contr.	220 LDP-COM Modem Program	55
Octaport 8 Serial to 38.4K	320 Color Magic Color Graphics Board	476 PC DOS Drivers	35

COMPETITIVE EDGE INTEGRATED SYSTEMS

THUNDER 186, 4 SLOT PC STYLE CABINET, 2-5" FLOPPYS, CDOS	\$1595
THUNDER 186, 4 SLOT, 20 MB HARD DISK, 1-5" FLOPPY, CDOS	2595
THUNDER 186, 4 SLOT, 20 MB HD, 512K, 1-5" FLOPPY 4 USER	3195
THUNDER 186, 4 SLOT, 2-5" FLOPPY, COLOR MAGIC, KEYBOARD	2250
6MHZ 286, 1-5" FLOPPY, 1024K, 20MB HD, 10 SERIAL, 15 SLOT, 7-8 USERS	4695
6MHZ 286, 1-5" FLOPPY, 1024K, 40MB HD, 10 SERIAL, 15 SLOT, 7-8 USERS	5295
8MHZ 286, 1-5" FLOPPY, 1024K, STATIC, 40 MB HD, 10 SERIAL, 7-8 USERS	7550
8MHZ 286, 1-5" FLOPPY, 512K STATIC, 40 MB HD, 2 SERIAL & 80287	6495
8MHZ 8086/8087, 1-5" FLOPPY, 512K DRAM, 20 MB HD, 2 SERIAL CDOS or MSDOS	3695
8MHZ 286 1-5" FLOPPY 1024K 120MB HD 10 SERIAL SLOT 7-8 USERS CDOS	7295

LOMAS STATIC RAM NEW 256K TO 1024K PRICES START AT \$412

FEATURING CompuPro® FROM VIASYN™

S-100 CompuPro® CIRCUIT BOARDS

Disk 1A™ Floppy Disk Controller	\$446	Network 100™ Network Board	\$316	Interfacer 4™ 3 Serial 1 Par	299
8 MHZ 286 CPU A&T	671	80287 Option for 286 CPU	199	CPU Z™ 8MHZZ80	193
Ram 22™ 256K Static Ram A&T	446	Concurrent DOS™ 8-16™	638	MDRIVE-H 2048K, 2MB	821
Ram 23™ 64K Static Ram A&T	188	CP/M® 2.28" or 5"	188	Keytronics 5150 for PC Video	169
Interfacer 3™ 8 Serial Ports	446	Disk 3™ Hard Disk Controller	521	Passive Hub for Network 100	65
SPU Z™ 8MHZ Z80, 256K Multiuser	296	10MHZ 8088, 85/88 CPU A&T	263	HX-12 Hi-Res Color Monitor PC	459
MDRIVE-H™ 512K Memory Drive	371	Ram 23™ 128K Static Ram A&T	263	CP/M® 8-16™	263
PC Video Board for IBM® Compat	396	System Support 1™ A&T	299	Active Terminator	55

Your Choice \$263 — SYSTEM SUPPORT 1, 85/88-10MHZ, INTERFACER 4, RAM 23-128K HARD DISK SUB-SYSTEMS

20 MEGABYTE HARD DISK, CABINET, DISK 3, SUB-SYSTEM	\$1295
40 MEGABYTE HARD DISK, CABINET, DISK 3, SUB-SYSTEM	1950
80 MEGABYTE HARD DISK, CABINET, DISK 3, SUB-SYSTEM	2450
ALLOY 17 MB TAPE BACKUP	1795
40 MEGABYTE HARD DISK, CABINET, DISK 3, 5" FLOPPY	2150
8" & 5" FLOPPYS, 40 MB HARD DISK SUB-SYSTEM	2650
2-40 MB HARD DISK DRIVES IN CABINET, DISK 3, SUB-SYSTEM	3095

SYSTEMS INTEGRATED BY COMPETITIVE EDGE WITH COMPUPRO® COMPONENTS

8MHZ 286 SYSTEM

\$5895

8MHZ 286 & 512K STATIC RAM
9 SERIAL PORTS, SS1 & I/O 3
ONE 5" FLOPPY & 40MB HARD DISK
DISK 1A & DISK 3 CONTROLLERS
CONCURRENT DOS 8-16 MULTI-USER
15 SLOT CABINET, 30 AMPS + 8
EM8080 SOFTWARE 8 BIT EMULATOR
OPTIONAL 8MHZ Z80H SLAVES
COMPONENTS ASSEMBLED & TESTED TOGETHER, ALL INTERNAL
CABLES SUPPLIED

10MHZ 8088-85/88 SYSTEM

\$2295

85/88 CPU & 128K STATIC
4 SERIAL PORTS & 1 PAR
SYSTEM SUPPORT & I/O 4
TWO 5" FLOPPY & 20 MB HD
CP/M-8-16 8 & 16 BIT
15 SLOT CABINET
5" FLOPPY WILL READ IBM
SYSTEM UPGRADEABLE TO MULTI-USER & Z80 SLAVES ALL

8MHZ 286 SYSTEM

\$6295

AS ABOVE BUT 80 MB HD INSTEAD OF 40 MB HD

10MHZ 8088 SYSTEM

\$3995

SAME AS ABOVE BUT 40 MB HD & ONE FLOPPY

ALL PRICES SUBJECT TO CHANGE — SHIPPING EXTRA

IBM is a registered trademark of International Business Machines, CP/M, Concurrent DOS are registered trademarks of Digital Research Inc. MSDOS is a trademark of Microsoft. All above circuit board names are either registered trademarks or Trademarks of Viasyn Corporation. CompuPro is a registered trademark of Viasyn Corporation.

NO EXTRA CHARGE FOR VISA OR MASTER CHARGE

COMPETITIVE EDGE

631 S. Main St. — Plymouth, MI 48170 — (313) 451-0665

Upgrade Your IBM PC[®], XT[™], or AT[™]

MAKE IT GO FASTER (PC OR XT) WITH TURBO ACCEL-286 512K — \$895. 1024K — \$995.
 RUN CPM[®] 2.2 SOFTWARE ON YOUR PC, XT, OR AT WITH TURBOSLAVE PC 395.
 NETWORK PC'S, XT'S, AND OR AT'S WITH EARTH NET, ARCNET BOARDS 395.
 SOFTWARE FOR EACH EARTHNET BOARD 149.

ADD COLOR WITH THE QUADRAM EGA 256K BOARD — \$395. OR STB EGA 256K — \$350.
 ADD A 20 MEGA BYTE HARD DISK TO YOUR PC LOW POWER 15 WATT HD 499.
 ADD A STREAMING TAPE 10MB PER 2 MINUTES TO PC, XT, OR AT 20MB 695.

CE 20MB XT, 512K Memory, Monocard with
 Parallel Printer Port, 360K Floppy, Amber Monitor, 20MB Hard Disk **\$1095.**

TURBO OPTION ON CE 20MBXT AVAILABLE

QDP VIVA 640 x 400 Silver Board \$964. — VIVA GOLD 1024 x 1024 \$1721.
 VIVA CARD Makes Hi-Performance Graphics possible using NEC 7220 for AUTO CAD[™] etc.
 EARTH TURBO ACCEL-286 8MHZ 512K \$895. — 1024K \$995.
 EARTH TURBO SLAVE PC RUN CPM 2.2 ON PC Z80H — \$395.

DEALER AND QUANTITY PRICING AVAILABLE

COMPLETE TURBODOS SYSTEMS AND COMPONENTS

EARTH	TELETEK
EARTH TURBO SLAVE 1 8MHZ Z80 128K \$395.	TELETEK SBC-1 6MHZ 128K \$350.
EARTH TURBOMASTER 8 Z80H HDC 256K 895.	TELETEK SYSTEMASTER II [®] 128K 795.
	TELETEK SYSTEMASTER [®] Z80A 64K 495.
EARTH S-100 ARC NET BOARD 395.	TELETEK SBC-8086-8 512K 963.
SYSTEM TURBOMASTER, 4 SLAVES 20MB 4595.	SYSTEM SYSMAST II 4 SBC-1 20MB 4995.
Above System has 1-8" Floppy & TDOS	Above System has 1-8" TDOS
SYSTEM TURBOMASTER 16 SLVS 72MB 10595.	SYSTEMASTER II 16 SBC-1 128K 11395.
System has 1-8" & TDOS	1-8", TDOS, 72MB Hard Disk

ALL PRICES SUBJECT TO CHANGE WITHOUT NOTICE

No Extra Charge for VISA or MASTER CHARGE

IBM, AT, PC, XT, ARE EITHER TRADEMARKS OR REGISTERED TRADEMARKS OF INTERNATIONAL BUSINESS MACHINES. CPM, CDOS, CCDOS ARE REGISTERED TRADEMARKS OF DIGITAL RESEARCH INC. SYSTEMASTER, SYSTEMASTER II, HDC ARE REGISTERED TRADEMARKS OF TELETEK ENTERPRISES INC. AUTO CAD IS A TRADEMARK OF AUTO DESK INC.

COMPETITIVE EDGE

631 S. Main St. — Plymouth, MI 48170 — (313) 451-0665

INTRODUCING

VELOCITY 286-10™

A T™ COMPATIBLE



10 MHz OPERATION

1024K on MOTHERBOARD

16 BIT HARD DISK TRANSFERS SERIAL, PARALLEL, CLOCK

HERCULES™ Compatible Monochrome or Color Card
1.2 MB Floppy, A T™ Compatible Keyboard, DOS 3.1

20 MEGABYTE FAST HARD DISK PRICES START AT \$3095

DEALER & QUANTITY PRICING AVAILABLE

SHIPPING NOW!!!

— OPTIONS —


- 80287 Math CoProcessor
- Enhanced Graphics Adapter
- 30 to 100 MB Hard Drives
- 20 to 100 MB Streaming Tape Back (2 minutes per 10 MB)
- CPM®/Z80H Emulator Card Only **\$395.00**
- 8MHZ 8088 Slaves (up to 31) for Multi-User
- 3 MB Memory Expansion Only **\$595.00**
- Monochrome & Color Monitors

NO EXTRA CHARGE FOR VISA OR MASTER CHARGE

CPM is a registered trademark of Digital Research Inc. Hercules is a trademark of Hercules. A T is a trademark of International Business Machines. Velocity 8 and are a trademark of Competitive Edge. Screen is PC Paint Brush copyright and product of 2Soft, Inc.

**YOU CAN'T BUY HIGHER QUALITY,
MORE RELIABLE S-100
STATIC MEMORY BOARDS
AT ANY PRICE!**

256K BYTES
S-RAM 256™
~~\$ 399~~ *
Qty. One



128K BYTES
S-RAM 128™
~~\$ 349~~ *
Qty. One

CALL FOR LATEST PRICES!

STANDARD FEATURES:

- Operates in excess of 12 MHz
- Certified system ready (industrial grade dynamic burn in)
- Supports 8 and 16 bit data transfers
- IEEE 696/S-100 compatible
- 24 bit addressing
- Address strappable to any 128K block within the 16 meg address range
- Extremely low power consumption
- Single +5 volt operation
- One year warranty

OPTIONS:

- Military MIL-STD-883B type burn in
- Faster ram chips available

NO HIDDEN CHARGES! Performics Inc., prices include dynamic burn in, insurance and UPS ground delivery within the continental U.S.

TERMS: Certified check, Visa/MasterCard

Volume discounts available.

Performics continues to deliver high performance products and excellent service at realistic prices.

S-RAM 128 and S-RAM 256 are trademarks of PERFORMICS INC.



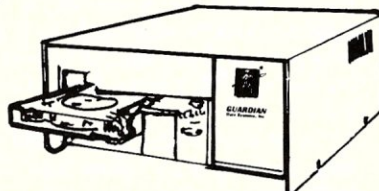
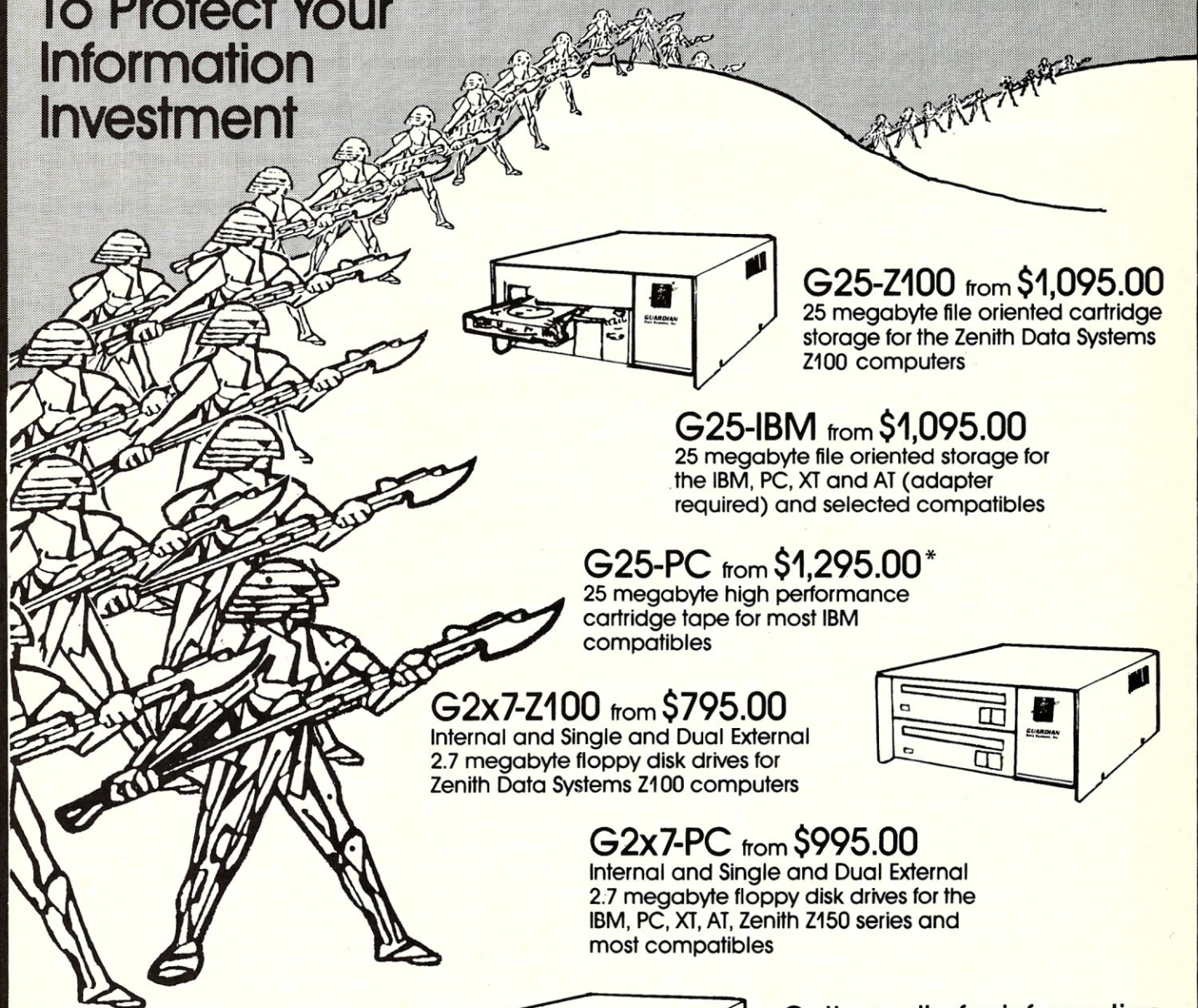
PERFORMICS
INC.

**SPECIAL OFFER
ORDER NOW!
(603) 881-8334**

11 Morning Dove Rd. • Kingston, New Hampshire 03848

THE GUARDIANS ARE GATHERING

To Protect Your
Information
Investment

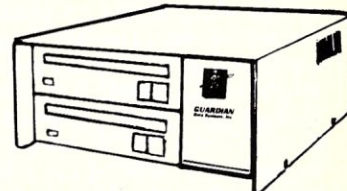


G25-Z100 from \$1,095.00
25 megabyte file oriented cartridge storage for the Zenith Data Systems Z100 computers

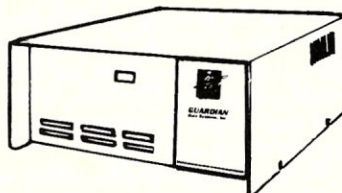
G25-IBM from \$1,095.00
25 megabyte file oriented storage for the IBM, PC, XT and AT (adapter required) and selected compatibles

G25-PC from \$1,295.00*
25 megabyte high performance cartridge tape for most IBM compatibles

G2x7-Z100 from \$795.00
Internal and Single and Dual External 2.7 megabyte floppy disk drives for Zenith Data Systems Z100 computers



G2x7-PC from \$995.00
Internal and Single and Dual External 2.7 megabyte floppy disk drives for the IBM, PC, XT, AT, Zenith Z150 series and most compatibles



10 to 40 Meg Hard Disk Upgrades for Zenith Data Systems Z150 and IBM Compatibles

* Available Soon

Call or write for information and the name of your nearest Guardian Data Systems Dealer.



GUARDIAN
Data Systems, Inc.

Distributed by
SYSTEMS INNOVATIONS INC.

44 Stedman Street
Lowell, Massachusetts 01851

HOURS: 9 AM-6 PM MON-FRI.
THURS. TIL 8 PM • SAT. 10 AM-3 PM

(617) 459-4449



"Your Complete Computer Resource Center"

Build An S-100

HD64180 CPU Card

by Roger T. Stevens

The HD64180 microprocessor is fully downward compatible with the Z-80, running the full Z-80 instruction set. It also has a number of added capabilities. These include memory management of 512K bytes, two DMA channels, one synchronous and two asynchronous serial I/O ports, two timers, and several new instructions including a hardware multiply instruction. This microprocessor seems to be a natural to upgrade S-100 systems. However, commercial boards thus far announced appear to be quite expensive. An alternate approach is needed that will permit experimentation with the advanced features of this microprocessor at modest cost.

My S-100 system makes use of processor, memory and floppy disk controller boards made by Computime (see the Computime ad in this issue). Because I was well pleased with the way my present system operated, it seemed to make sense to buy a Computime Z80 CPU board and attempt to modify it to use the HD64180. The principal problem was to develop a method of mating the HD64180 to the CPU board in a way that would be easy to debug and would permit simple evolution of system hardware from a working Z-80 system to an advanced system using the unique capabilities of the HD64180. I first tried two ways to do this: wiring the HD64180 socket to a 40 pin plug-in header and wiring a small piggy-back circuit board to the main board. Both approaches involved too many possibilities for broken wires and unintentional shorts. They also required such a large jump from the working Z-80 system to the HD64180 system that debugging was difficult, if not impossible.

The approach that proved successful used a 40 pin DIP with attached ribbon cable to connect a piggy-back board to the Z80 socket on the CPU board. A few additional connections were needed for the serial I/O port, system clock, and extended address lines. These were made with a 16 pin socket with attached ribbon cable wired to the piggy-back board and connected to an 8 pin header on the CPU board.

OVERVIEW

Many of the functions of the HD64180 are fully software directed through a set of

64 reserved I/O ports. Since the application of timers, DMA controllers, etc. is highly dependent upon the characteristics of an individual system, they will be reserved for a future article. The primary goals of this article are:

1. To get your S-100 system up and running with the Computime Z80 CPU board.
2. To replace the Z80 with an HD64180 and get all Z80 functions running.
3. To provide a tool for experimenting with running your system at the faster clock frequencies available with the HD64180.
4. To get one HD64180 serial I/O port up and running to replace the Computime I/O port.
5. To get the memory management circuitry running to permit banked memory control.

GETTING STARTED

The easiest way to avoid bogging down in the debugging process is to start by building the Z-80 processor board with a Z-80 according to Computime's instructions. In this way, the board can be fully debugged and tested with assurance that any faults are strictly construction errors rather than mistakes in configuring the added HD64180 and its associated components. The only added component not otherwise required is the Z-80 microprocessor, which is relatively cheap on the current market. In constructing the board, do not solder in the sockets for the 8251 serial I/O integrated circuit (U8) or the 8253 timer integrated circuit (U9) as these will be replaced with internal units in the HD64180. These circuits are not required in order to run and test the board in the Z80 mode.

The CPU board contains a ROM socket which can be jumpered for use with a 2708 or 2716 ROM for 1K or 2K of fixed memory and two 2114's to provide 1K of RAM. The ROM can be permanently a part of the system memory or can be phantomed out after initial start-up. The starting address for the internal RAM and the start-up address of the ROM, if it is permanent, or the jump address range for exiting the phantom mode are independently selected by DIP switches. The setting of these switches is described in

the Computime instruction manual (Ref. 1) which you will receive with your Computime board. The RAM, and the ROM if it is permanent, override any other memory in the system and are thus always present, regardless of the setting of any extended address lines. They are, therefore, convenient locations for storing memory bank switching routines to make sure that the system does not get lost when a memory switching operation occurs. I chose to address my 1K of ROM at location FC00H and my 1K of RAM at 0000H. These seem to be good locations for running CP/M or ZCPR3. The ROM is above the operating system and contains memory switching and I/O routines. The RAM includes the area where the system pointers and stack occur. Figure 1 shows for a two bank system what may happen when bank switching takes place. If the program is running in the section of memory that is switched, it will suddenly encounter a totally different set of instructions, which may be disastrous. If the bank switching routine is in the non-switchable CPU ROM, the problem does not occur, because this portion of memory is never switched. Since the CPU memory areas override every bank of memory that is switched into the system, it is often desirable to keep them small, to minimize the amount of memory that is unusable because it is overridden. This may make it desirable to use a 2708 for the CPU ROM rather than a 2716, even though this chip is slow and somewhat obsolete.

At this point you should make any modifications needed in your software to make it compatible with the CPU board and to prepare it for eventual use with the memory management features of the enhanced system. In this and future steps you will need the HD64180 data book (Ref. 2) as a useful guide.

The HD64180 makes use of 64 I/O port addresses to interface with internal registers which control memory management, DMA, timers, and the serial I/O ports. These can be located beginning at any 40H boundary of the first 256 addresses. Upon initialization, the HD64180 sets these ports to be in the range from 0 to 3FH. Unless you have a very compelling reason for doing otherwise, you should leave the ports in this

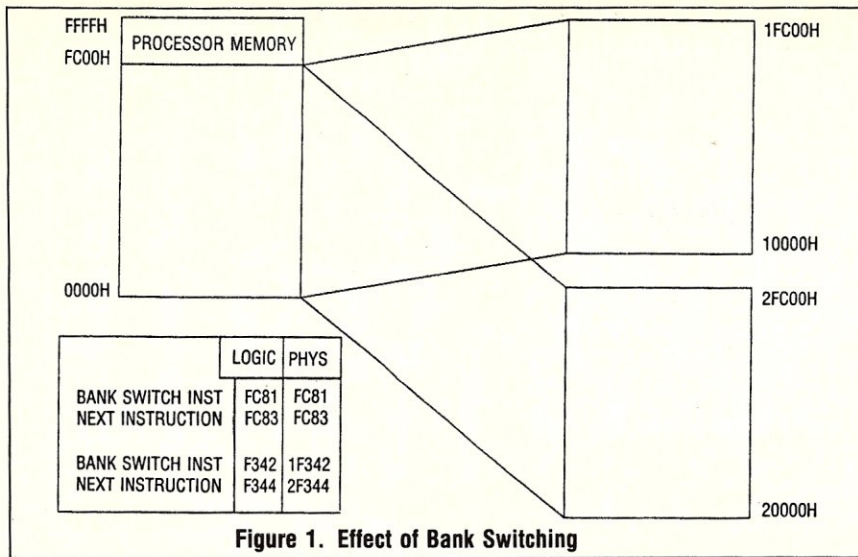


Figure 1. Effect of Bank Switching

range. If you *must* move them, you still must leave port address 3FH free, because this is the address where you send the command to move the internal port address range. You must also send this command when initializing, otherwise you will have address conflicts if you try to do anything involving I/O ports. If any of your I/O devices currently use ports in the range occupied by the internal port addresses, you should relocate them outside this range and modify your software accordingly.

PREPARING THE CPU BOARD FOR THE HD-64180

Once your system is working well with the new Z-80 CPU, you can begin the modification process. All of the HD64180 signals except those for the serial I/O port, the extended address lines, and the system clock, ϕ , are interfaced through the Z80 socket, U19, and require no modification of the CPU board. The remaining signals are interfaced through an 8 pin header which replaces pins 18 through 25 of the former serial I/O integrated circuit, U8. The following steps interface all remaining signals except the system clock:

1. Cut the connection from U8, pin 20 to U9, pin 15 on the front (component side) of the CPU board.
2. Cut the connection from U8, pin 21 to a feedthrough on the rear (foil side) of the CPU board.
3. Cut the connection from U8, pin 25 to U8, pin 9 on the front (component side) of the CPU board.
4. Solder an 8 pin right angle header to U8 pins 18-25.
5. Solder a jumper (no. 28 wire-wrap wire) from U8, pin 3 to U8, pin 20.
6. Solder a jumper from U8, pin 18 to P1 (S-100 connector), pin 16.
7. Solder a jumper from U8, pin 21 to P1, pin 17.
8. Solder a jumper from U8, pin 23 to P1, pin 15.
9. Solder a jumper from U8, pin 24 to U4, pin 8.

The above modifications should not have any effect on the operation of the Z80 CPU board. Check the board in your system to insure that you have not made any mistakes.

MAKING A Z-80 LOOK-ALIKE

You are now ready to construct the piggy-back board. Figure 2 shows the layout and assembly of this board. It includes the HD64180 microprocessor and a 74LS244 which provides three-state interfaces for the extended address lines. If you design your own board, note that the pins of the HD64180 are on 0.100 inch centers rather than the 0.100 inch centers common to other integrated circuits. Before mounting anything on your piggy-back board, place it in approximately the desired position on the CPU board (see Figure 3). Locate at least three places where there are no printed circuit wires on either board. Mark these on the CPU board and drill holes for mounting stand-offs. Then put the piggy-back board in its final position and use the CPU board as a template for marking the position of and drilling the mounting holes on the piggy-back board. The piggy-back board seems to work well without any bypass capacitors, but to play safe, it's a good idea to solder a 0.1 uf by-pass capacitor between +5 volts and ground at each of the IC sockets.

Obtain one DIP assembly consisting of a 40 pin DIP plug attached to six inches of ribbon cable, and one 16 pin socket attached to ribbon cable. Tentatively position the piggy-back board, the 40 pin plug, the 16 pin socket, and their ribbon cables on the CPU board and clamp the ribbon cables to the piggy-back board with small strips of printed circuit board material screwed at each end. Cut off any excess lengths of ribbon cable as you are making connections to the piggy-back board. Connect the leads of the 40 conductor ribbon cable to the piggy-back board as shown in Figure 4. This is a bottom view which is what you will see as you look at the pins of the 40 pin DIP plug. Connect the eight leads that are used

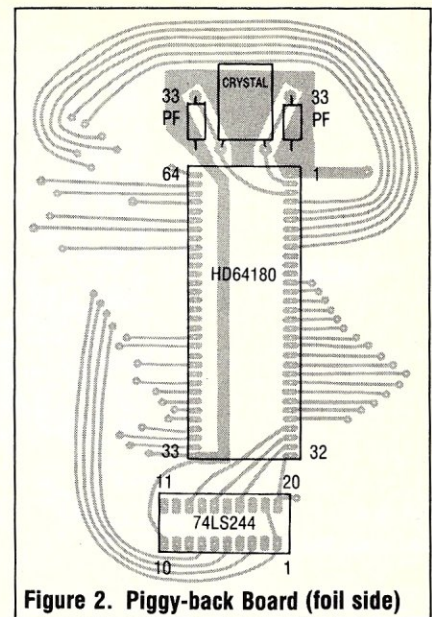


Figure 2. Piggy-back Board (foil side)

of the 16 conductor ribbon cable to the piggy-back board as shown in Figure 5. The easiest way to avoid mistakes (or solder bridges) is to make frequent checks between the socket pins of the two integrated circuit sockets on the piggy-back board and the pins of the DIP plug and 16 pin socket at the ends of the ribbon cables with an ohmmeter. Finally, solder the crystal and two capacitors in place on the piggy-back board as shown in Figure 2.

Insert the HD64180 into its socket. Do not mount a 74LS244 in the 20 pin socket at this time.

HD64180 SYSTEM TIMING

The system clock, ϕ , for the HD64180 is generated internally and output from pin 64, unlike the Z80, where ϕ is an input line. The HD64180 requires either a crystal or an external oscillator at twice the system clock frequency; for example, a 12 MHz oscillator or crystal results in a 6 MHz ϕ . Since ϕ is divided down to create baud rates for the internal serial I/O ports, it must be an exact multiple of the baud rate, namely 160, 480, 640, or 1920 times the highest baud rate. Suggested crystal frequencies are 6.144 MHz, 9.216 MHz, or 12.28 MHz, to give ϕ 's of 3.072 MHz, 4.608 MHz, and 6.144 MHz respectively. It is recommended that the HD64180 first be tested with the 6.144 MHz crystal. Using this, the ϕ of 3.072 MHz should be fully compatible with any S-100 system which has been running at 4 MHz. Once the system is working well at this frequency, attempts at speeding it up can be tried.

Make the following changes to switch the system clock to that generated by the HD64180:

1. Cut the connection to U4, pin 3 on the rear (foil side) of the CPU board.
2. Connect U8, pin 25 to U4, pin 3.
3. Remove the jumper on the CPU board that selects 2 MHz or 4 Mhz.
4. Connect U4, pin 4 to U12, pin 15.

PIGGY-BACK BOARD

HEADER

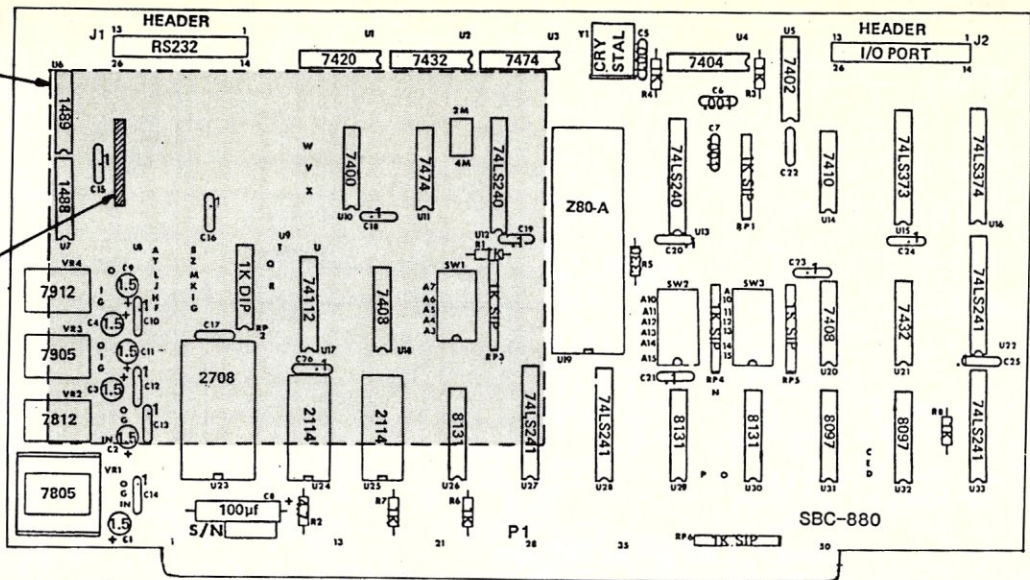


Figure 3.
Processor Board Layout

The Z80 runs with no wait states on memory access cycles and with one wait state on I/O access cycles. Other desired wait states must be generated by external hardware. Unlike the Z80, the HD64180 has the capability to insert wait states internally. Up to 3 wait states may be inserted in memory read/write operations and up to 4 wait states in I/O operations. When the HD64180 is reset, it will insert the maximum number of wait states. This is useful when first checking out a system at a faster clock rate, but normally should be avoided because it significantly slows down all operations. Wait states are controlled by the four most significant bits of internal register port 32H. The settings are as follows:

Bits	Memory Wait States
7 6	
1 1	3
1 0	2
0 1	1
0 0	0
Bits	I/O Wait States
5 4	
1 1	4
1 0	3
0 1	2
0 0	1

The following program, run during initialization, will set up the HD64180 for zero memory and one I/O wait states:

```
3E 00 MVI A,00H
ED 39 32 OUTD 32H
```

Using the above program for initialization, and the 3.072 MHz system clock rate, you should now be able to plug in the piggy-back board and run the HD64180 system in the same way that the Z80 system ran before. Once you have run some programs to assure yourself that this is the case, you may want to change the crystal and begin experimenting with faster system clock rates.

No hard and fast rules can be given for speeding up operation of an S-100 system. If a system stops working when the system clock is sped up, the problem areas are usually the inherent speed of ROM and RAM memory chips, the inherent speed of I/O interface chips, and the transmission and reflection characteristics of bus lines. If your system runs satisfactorily when you speed up the system clock and reinitialize the HD64180 for the maximum number of wait states, this indicates that your motherboard and its associated bus lines are capable of handling the higher frequency. You can then decrease the number of wait states for memory and for I/O operation until you find the minimum number of wait states at which your memory and I/O are capable of operating reliably.

USING THE HD64180 INTERNAL PORTS

The internal ports at addresses 00H to 3FH are used to control the enhanced functions of the HD64180. When a Z-80 makes use of input or output instructions, the eight-

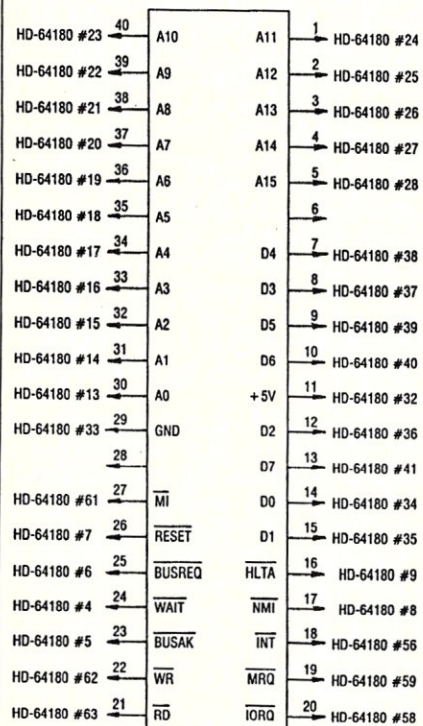


Figure 4. Connections for 40 Pin DIP Plug




Figure 5. 16 Pin Socket
(Connect to 8 Pin Header)

bit port address is output on the eight lower address lines. The data word is output on the eight higher address lines in addition to the eight data lines. The HD64180 functions in the same manner. However, the internal port addressing scheme has been made compatible with a sixteen-bit port address. This means that any time that the I/O data is other than zero, the normal Z-80 I/O commands cannot be used to address the internal ports because the eight most significant bits of the port address will not be zero. The HD64180 gets around this difficulty by adding new I/O instructions which are similar to the old set except that they force the eight most significant bits of the address to be zero. These instructions are:

INO A	ED	38
INO B	ED	00
INO C	ED	08
INO D	ED	10
INO E	ED	18
INO H	ED	20
INO L	ED	28
OUTO A	ED	39
OUTO B	ED	01
OUTO C	ED	09
OUTO D	ED	11
OUTO E	ED	19
OUTO H	ED	21
OUTO L	ED	29
OTIM	ED	83
OTDM	ED	8B
OTDMR	ED	9B

These commands must be used for addressing the internal ports; otherwise commands to the internal ports will only be accepted when the data content happens to be zero, resulting in erratic operation. Furthermore, you must be sure that you don't have an external port at the same address as one of the internal ports, since if you do, the internal port will be activated when the data sent to the external port address is zero, but not otherwise, resulting in rare, exasperating errors that are very difficult to debug.

MEMORY MANAGEMENT

The HD64180 contains a flexible memory management system. The logical 64K memory area is divided into three sections. The lowest addressed area, beginning at address 0000H, is called the Common 0 Area. The next area is called the Bank Area. The topmost area is called the Common 1 Area. The end of the Common 0 area and the beginning of the Bank Area is defined (to a 4K increment) by an address entered into the four least significant bits of register CBAR (I/O port address 3AH). The end of the Bank Area and the beginning of the Common 1 Area is defined (to a 4K increment) by an address entered into the four most significant bits of register CBAR. Figure 6 shows how the extended addressing is generated.

Figure 7 shows a typical memory arrangement. Common Area 0 is a true common area, because it always makes use of the physical memory area beginning at

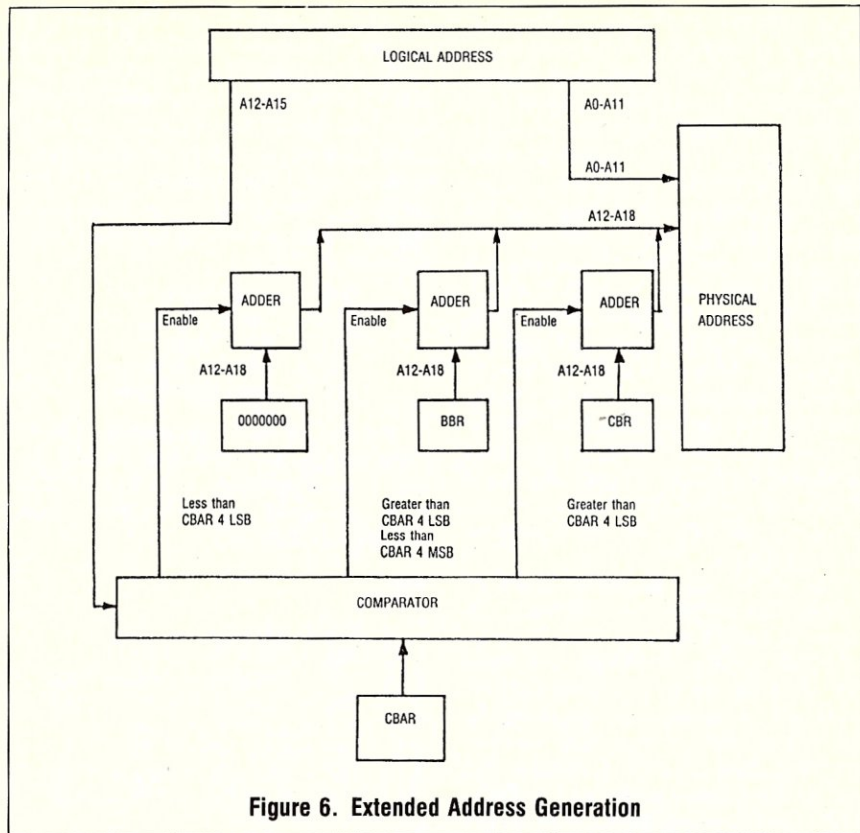


Figure 6. Extended Address Generation

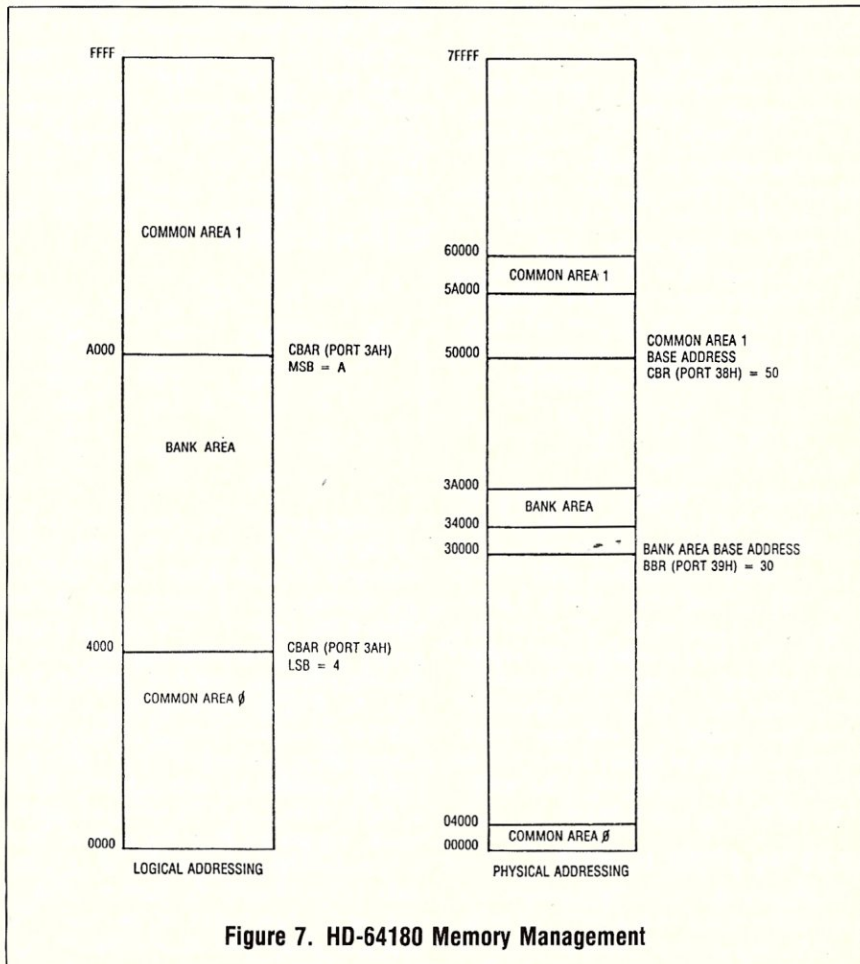


Figure 7. HD-64180 Memory Management

address 00000H, and is thus unchanged, regardless of whatever memory switching takes place. Register BBR (port address 38H) defines the start of the logical 64K memory for the Bank Area (to a 4K increment). Thus the actual beginning of the Bank Area in the 512K byte physical memory is the address given in BBR plus the beginning offset specified by the four least significant bits of CBAR. This assures that the Bank Area cannot overlap Common Area 0. Register CBR (port address 39H) defines the start of the logical 64K memory for Common Area 1 (to a 4K increment). The actual start of Common Area 1 in the 512K byte physical memory is the address given by CBR plus the beginning offset specified by the four most significant bits of CBAR. This assures that Common Area 1 cannot overlap either the Bank Area or Common Area 0.

The above scheme allows a lot of flexibility in memory management. To assure that everything is compatible with a basic Z-80 system, on RESET, registers BBR and CBR are set to zero and CBAR comes up with the four most significant bits set to one and the four least significant bits set to zero. Thus Common Area 0 does not exist, the Bank Area extends from 0000H to EFFFH, and Common Area 1 from F000H to FFFFH. The 64K byte logical memory is mapped to the first 64K of the 512K byte physical memory. In getting memory management working for the first time, it is easiest to leave CBAR at its initial setting and to program both BBR and CBR with the same number. If the four least significant bits of this number are always zero, bit 5 will represent address line A16, bit 6 will represent A17, and bit 7 will represent A18. Bit 8 is not used and has no effect.

The extended address lines A16 through A18 should all come up zero when the CPU board is reset. To test A16 through A18, write a small test program to send 70H to ports 38H and 39H. This program is:

```
3E 70 MVI A,070H
ED 39 38 OUTI 38H
ED 39 39 OUTI 39H
```

This program will output 1's from the address lines A16, A17, and A18 of the HD64180. These are +5 volt pulses timed to be synchronous with other address outputs. They must be observed with a logic probe or an oscilloscope. All of the extended address lines should be tested before any attempt is made to activate the memory management function. If the signals all appear to be correct, you can modify your software as needed to handle memory management and then plug the 74LS244 into its socket on the piggy-back board.

USING THE SERIAL I/O PORT

Although the HD64180 contains one synchronous and two asynchronous serial I/O ports, only one was used in this application with a single hand-shaking line. This

maintains the same serial output connector and pin connections used in the original Computime board. However, Computime didn't use all sections of its 1488 and 1489 serial interface IC's nor were all pins on the connector used, so a more ambitious modification could add additional serial I/O capability. The asynchronous serial interface used is device 0, which occupies port addresses as follows:

00H	Control Register A
02H	Control Register B
04H	Status Register
06H	Transmit Data Register
08H	Receive Data Register

For the mode of operation used here, Control Register A should be set with the five most significant bits, 01100. The three least significant bits set the mode of operation as follows:

Bits	
2 1 0	
0 0 0	Start + 7 data bits + 1 stop
0 0 1	Start + 7 data bits + 2 stop
0 1 0	Start + 7 data bits + parity + 1 stop
0 1 1	Start + 7 data bits + parity + 2 stop
1 0 0	Start + 8 data bits + 1 stop
1 0 1	Start + 8 data bits + 2 stop
1 1 0	Start + 8 data bits + parity + 1 stop
1 1 1	Start + 8 data bits + parity + 2 stop

For this application, Control Register B should have the two most significant bits set to 00. The next bit (bit 5) should be set to 1 if the 9.216 MHz. crystal is used and to 0 if the 6.144 MHz. or 12.28 MHz. crystals are used. Bit 4 sets parity even if set to 1 and parity odd if set to 0. Bit 3 (DR) is the divide ratio. It should be set to 1 for the 12.28 MHz. crystal and to 0 for the 9.216 MHz. crystal. The remaining bits then set the Baud rate as follows:

Bit 2	Bit 1	Bit 0	Baud Rate	$\phi = 6.144$	$\phi = 4.608$	$\phi = 3.072$
0	0	0	9600	9600	4800	4800
0	0	1	4800	4800	2400	2400
0	1	0	2400	2400	1200	1200
0	1	1	1200	1200	600	600
1	0	0	600	600	300	300
1	0	1	300	300	150	150
1	1	0	150	150	75	75

Once the serial I/O interface is set up by sending initializing signals to the two control registers the serial port can be used for transmitting and receiving data at the selected Baud rate. Prior to sending a data byte to the Transmit Data Register, bit 1 of the Status Register should be checked. If it is 1, the Transmit Data Register is empty and is ready to receive data. Similarly while reading incoming data, bit 7 of the status register should first be checked. If it is set to 1, the Receive Data Register is full, and is ready to provide data to the system. This information should be adequate to program serial I/O interface 0. For further information on the capabilities of the serial I/O channels, refer to the Hitachi HD64180 data book (Ref. 2).

SUMMING UP

You should now have a working HD64180 CPU board which performs memory management and serial I/O functions and runs at whatever faster speed you have chosen to implement as your system clock rate. Figures 8 and 9 show the schematic diagram for the Computime CPU board as modified to work with the HD64180. You can now continue to experiment with the additional features of the HD64180. Two good ones to try first are the timers and the DMA channels. Both these functions are fully software controlled and do not require any modifications to your HD64180 hardware.

References:

1. *Z80 Single Board Computer SBC880 Reference Manual*, Computime, Inc.
2. *Hitachi HD64180 8-Bit High Integration CMOS Microprocessor Data Book*, #U77, Hitachi America Ltd.

SOURCES:

Z80 CPU Board (\$65.00)

Computime
8614 Hamilton Ave.
Huntington Beach, CA 92646

6.144 MHz, 9.216 MHz, and 12.28 MHz crystals (\$0.95 each)

Hughes Crystals, Inc.
709 N. Memorial Parkway
Sta G
Huntsville, AL 35801

Piggy-back PC Board for HD64180

(\$25.00)
Roger T. Stevens
9717 Regal Ridge N.E.
Albuquerque, NM 87111

HD64180 Integrated Circuit (\$22.00) & Augat Z364AG30D socket for HD64180 (\$6.27)

Sterling Electronics
3540 Pan American Freeway N.E.
Albuquerque, NM 87107

40 pin DIP plug and ribbon cable R132-6-ND (\$3.40), 16 contact socket & ribbon cable R311-36-ND (\$2.68)

Digi-Key Corp.
701 Brooks Ave. South
Thief River Falls, MN 56701

The above prices do not include shipping charges.

Roger T. Stevens is a Systems Engineer with The MITRE Corporation in Albuquerque, New Mexico. He has a PhD in Electrical Engineering from California Western University and an M Eng degree in Systems Engineering from Virginia Polytechnic Institute and State University. He has been working with S-100 systems since 1977.

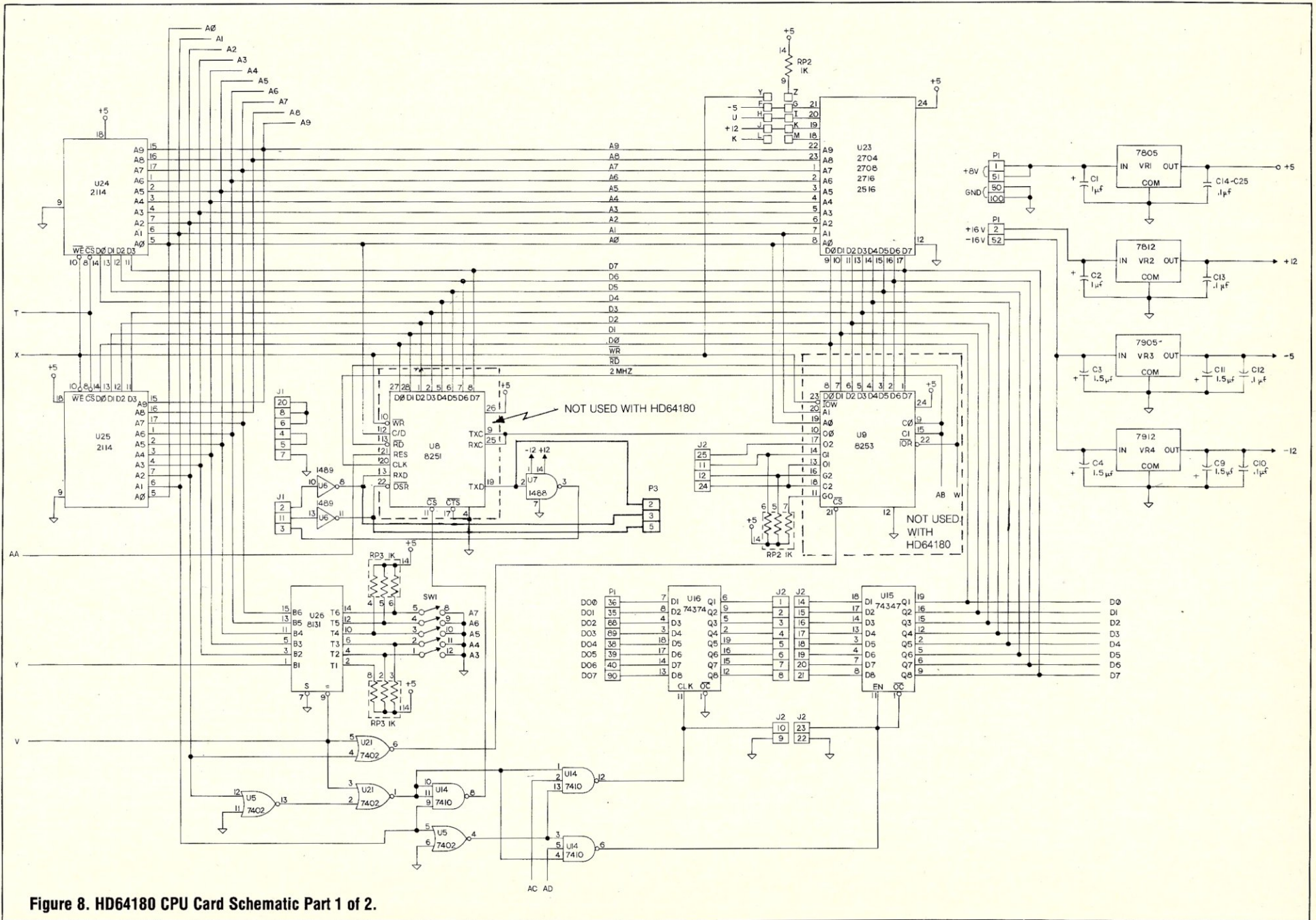


Figure 8. HD64180 CPU Card Schematic Part 1 of 2.

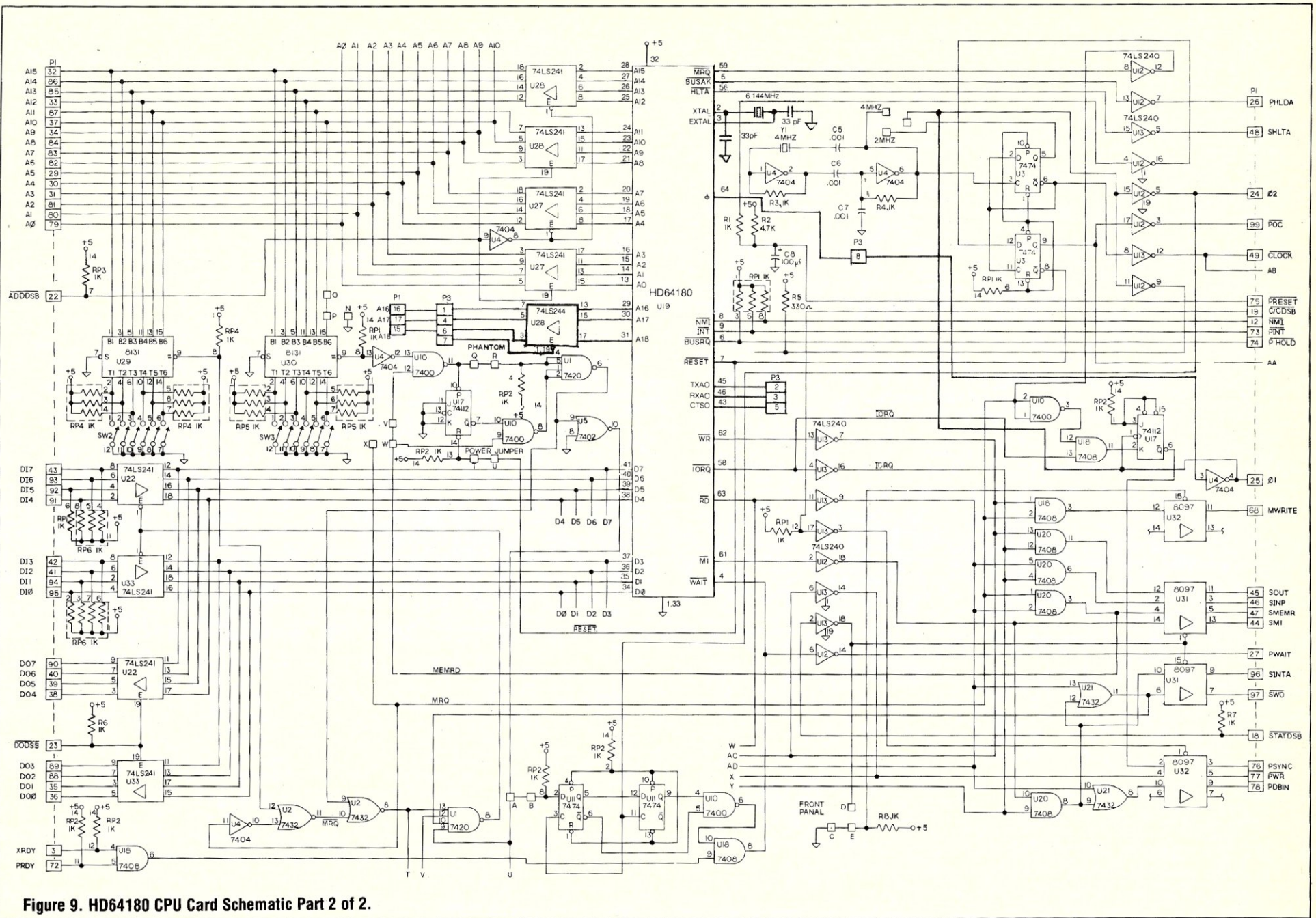


Figure 9. HD64180 CPU Card Schematic Part 2 of 2.

YOUR EAST COAST HIGH TECH CENTER

**QUALITY
COMPUTER
PRODUCTS**



**DIGITAL
DECISIONS
SYSTEMS**

**FOR THE
BUSINESS
PROFESSIONAL**

DD8000 series Professional Computer 8 MHz V-20 CPU Provides Superior Performance At A Reasonable Cost!

STANDARD FEATURES INCLUDE:

- 1 MEGABYTE RAM
- 6 EXPANSION SLOTS
- 2 PRINTER PORTS
- IBM's PC-DOS 3.1
- 2 360K FLOPPY'S
- ADVANCED COLOR/MONO/HERCULES GRAPHICS DISPLAY ADAPTER
- 2 SERIAL PORTS
- MONO TTL MONITOR
- OPTIONAL HARD DISKS - 10 TO 56 MEG

22 MEG SYSTEM:

\$3495

WILL SUPPORT UP TO THREE PC-DOS USERS WITH CCP/M-XM — WATCH FOR DETAILS...

D1000 Multiuser Computer System

**UP TO 5 TERMINALS RUNNING DOS APPLICATIONS!
IDEAL FOR HIGH PERFORMANCE SINGLE USER
CAD/CAM APPLICATIONS**

- 10 MHz 80286 CPU
- 1.2 MEG FLOPPY DRIVE
- HARD DISK DRIVES FROM 22 TO 165 MEGABYTES
- CONCURRENT DOS-286 ALLOWS UP TO 16 MEGABYTES OF PROTECTED RAM
- 1 MEG ZERO WAIT STATE RAM
- 20 MEG TAPE BACKUP

ONE MULTIUSER TERMINAL

\$7995

22 MEG SYSTEM:

CUSTOM CONFIGURATIONS AVAILABLE

**SPECIAL
OFFER TO
MICROSYSTEMS
READERS**

**FREE
MT 86
PRINTER***

***WITH ANY SYSTEM
PURCHASE**

(MANNESMAN TALLY • WIDE CARRIAGE
• 180 CPS • EPSON COMPATIBLE)

CURRENT SPECIALS

5.25" DS/DD DISKETTES \$.80 ea. (100 min.)


ALL SOFTWARE AT LEAST 25% OFF LIST

OT-700 HIGH SPEED PRINTER

700 CPS / EPSON COMPATIBLE \$1750

UPGRADE BOARDS FOR PC'S, S-100, &
MULTIBUS SYSTEMS. CALL FOR LATEST PRICING

CDOS-286 IS COMING...



GIFFORD MC-DOS USERS MC-DOS ENHANCEMENTS!

UPGRADE YOUR MC-DOS SYSTEM
TO SUPPORT HIGH CAPACITY HARD DISKS

**75 TO 330 MEGABYTES
PATCH KIT 1 — SOFTWARE ONLY \$100
(YOU SUPPLY HARD DRIVE)**

COMPLETE KITS AVAILABLE — \$ CALL \$
STANDARD KITS ARE CONFIGURED FOR
MAXTOR 1000 SERIES DRIVES.
CUSTOM CONFIGURATIONS ARE AVAILABLE.

DIGITAL DECISIONS SYSTEMS

229 LAKEVIEW AVE • CLIFTON, NJ 07011

201-772-6749

DEALER INQUIRIES
WELCOME!

THE TOOLS YOU'VE ALWAYS NEEDED But never have the time to write

FIND IT *FAST* WITH SEARCH! \$30

Available for both MS-DOS and CP/M, SEARCH can find a letter you wrote on Dec 24th about Widgets. SEARCH can find all the files in which you used 1985 that you'll need to change to 1986. SEARCH can find all the files in which you used a variable or called a particular subroutine. **FAST!!** And only \$30.

SEARCH for more than one string at a time. SEARCH multiple files & disks, use wildcards. See a window around the lines that contain the matches. SEARCH WordStar paragraphs, ignoring soft-carriage returns and soft hyphens.

SEARCH has on-line help whenever you need it. Send output to the screen, a file, or directly to your printer. The MS-DOS version supports path names.

SEARCH is NOT copy-protected. SEARCH is only \$30!

For a limited time, get both CP/M & MS-DOS versions for only \$55.

BIG MACHINE UTILITIES FOR CP/M \$45

CompuMagic's Utility Package will make your life easier, regardless of what you use your computer for. These programs simply do more and work better than the programs you're currently using to do the same things. Written by the wizard of CompuMagic, who insists on the same ease of use on his CP/M machines that he has on the big machines he uses during the day.

For only \$45, you get 20 super programs:

Seven file management (copy, rename, compare, etc) tools with a common command interface: command line and prompt modes; what-if, query, & overwrite modes; multiple commands on a line; rename of new files with wildcards; input redirection; changing source and destination user areas; concatenation; I/O to files and devices; etc.

Directory programs that take multiple file specifications; sort by name or file type.

Create short programs to substitute for long command lines.

Capture everything going to the screen (CP/M2.2 only), even through BIOS, and write a copy to a file.

MUCH MORE! ONLY \$45!

30 DAY MONEY-BACK GUARANTEE. Both SEARCH and the Utility Package come with CompuMagic's full, 30-day, money-back guarantee.

ORDER NOW: Send Check or MO (Personal checks accepted) or call with your MC, Visa, or COD order. NO charge for UPS ground shipping. Add \$2 for UPS COD and \$5 for overseas. (MD Res. +5% tax). Be sure to specify operating system and disk format.

Please Note
New Address
and Phone!!

CompuMagic, Inc.[™]

P.O. Box 437
Severn, MD 21144
(301) 969-8068

THE PROGRAMMER'S SHOP™

helps save time, money and cut frustrations. Compare, evaluate, and find products.

SERVICES

- Programmer's Referral List
- Compare Products
- Help find a Publisher
- Evaluation Literature FREE
- BULLETIN BOARD - 7PM to 7AM 617-826-4086
- Dealer's Inquire
- Newsletter
- Rush Order
- Over 700 products

AI-Expert System Dev't

Arity System - incorporate w/C. PC \$295
 ExpertEASE - Develop by describing examples of how you decide. MS 595
 EXSYS - Improved, Debug, file & external program access. PC \$339
 1st class - by example. interfaces \$250
 Insight 1 - probabilities, fast MS \$ 79
 Insight 2 - dB2, language MS \$399
 Others: APES (\$359), Advisor (\$949), ES Construction (\$100), ESP (\$845), Experteach (\$399), Expert Choice (\$449)

AI-LISP

List Our
 GCLISP interpreter - "Common", rich. Interactive tutorial \$495 Call
 GC LISP 286 Developer - 2 to 15 meg RAM, compiler & Interp. \$1195 Call
 Microsoft MuLisp 85 \$250 \$199
 TLC LISP - "LISP-Machine" - like, all RAM, classes, compiler. MS \$225
 TransLISP - Good for learning MS \$ 75
 WALTZLISP - "FRANZ LISP" - like, big nums, debug, CPM-80 MS \$149
 Others: IQ LISP (\$155), BYSO (\$125), UNX LISP (\$59), IQC LISP (\$269)

AI-PROLOG

ARITY Standard - full, 4 Meg Interpreter - debug, C, ASM PC \$ 350
 COMPILER/Interpreter-EXE PC \$ 795
 With Exp Sys, Screen - KIT PC \$1250
 MicroProlog - enhanced MS \$ 229
 MProlog - Improved, Faster PC \$ 475
 Professional MicroProlog MS \$ 359
 Prolog-86 - Learn Fast MS \$ 95
TURBO PROLOG by Borland PC \$ 85
 Others: Prolog-I (\$365), Prolog-2 (\$1795)

Editors for Programming

BRIEF Programmer's Editor - undo, windows, reconfigure PC Call
 C Screen with source 80/86 \$ 75
 EMACS by UniPress - powerful, multifile, MLISP. Source: \$949 \$299
 Entry Systems for C PC \$325
 Epsilon - like EMACS PC \$169
 FirTime by Spruce - Improve productivity. Syntax directed for Turbo (\$69), Pascal (\$229), or C (\$239)
 Kedit - like XEDIT PC \$115
 Lattice Screen Editor-multiwindow, multitasking Amiga \$100 MS \$125
 PMATE - power, multitask 80/86 \$159
 VEDIT - well liked, macros, buffers, CPM-80-86. MS PC \$119
 XTC - multitasking PC \$ 85

FEATURE

Panel Screen Generator - Create screen w/editor, generates code. Data validation, windows, no royalties. Specify Lat., MSC, C86, MS Fortran or Pascal MS \$239

Free Literature - Compare Products

Evaluate products. Compare competitors. Learn about new alternatives. One free call brings information on just about any programming need. Ask for any "Packet" or Addon Packet AI ADA. Modula BASIC C COBOL Editors FORTH FORTRAN PASCAL UNIX/PC or Debuggers, Linkers

C Support-Systems

Basic C Library by C Source \$139
 C Debug - Source debuggers - by Complete Soft (\$269), MSD (\$149).
 CPRINT - by ENSCO MS \$ 45
 C Sharp - well supported, Source, realtime, tasks \$600
 C ToolSet - DIFF, xref, source \$135
 Lattice Text Utilities \$105
 The HAMMER by OES Systems \$179
 PC LINT - checker MS \$125
 SECURITY LIB - add encrypt to MSC. C86 programs. Source \$250 PC \$125

Fortran & Supporting

ASC Time Series \$469
 Forlib+ by Alpha - graph, comm. \$ 59
 MACFortran by Microsoft - full '77 MS \$219
 No Limit - Fortran Scientific \$129
 PolyFortran - xref, pp, screen \$149
 Prospero - '66, reentrant \$349
 RM Fortran - enhanced "IBM Ftn" \$399
 Scientific Subroutines - Matrix \$149
 Statistician by Alpha \$269
 Strings and Things - registers, shell \$ 59

MultiLanguage Support

BTRIEVE ISAM MS \$199
 BTRieve/N - multiuser MS \$469
 CODESIFTER - Execution PRO-FILER. Spot bottlenecks. Symbolic. automatic. MS \$109
 MultiHALO Graphics- Multiple video boards, printer, rich. Animation, engineering, business. Any MS language, Lattice, C86 PC \$249
 Pfinish Performance Analyzer MS \$279
 PLINK-86 - a program-independent overlay linker to 32 levels. MS \$299
 PLINK-86 PLUS - incremental MS \$379
 Poly Librarian MS \$ 85
 Profiler by DWB Associates MS \$ 99
 PVCS Version Control MS \$359
 Screen Sculptor - slick, thorough, fast, BASIC, PASCAL. PC \$ 99
 ZAP Communications - VT 100, TEK 4010 emulation, full xfer. PC \$ 85

ATARIST & AMIGA

We carry full lines of Manx, Lattice, Metacompo and Prospero.

Call for a catalog, literature, and solid value

800-421-8006

THE PROGRAMMER'S SHOP™

128-M Rockland Street, Hanover, MA 02339
 Mass: 800-442-8070 or 617-826-7531 386

RECENT DISCOVERY

ESSENTIAL GRAPHICS - Library, fast, fonts, no royalties. For C, Fortran, Pascal, Hercules, EGA, CGA. PC \$229

C Language-Compilers

AZTEC C86 - Commercial PC \$399
 AZTEC C65 - Personal Apple II \$199
 C86 by CI - 8087, reliable MS \$299
 Consulair Mac C w/toolkit MAC \$299
 Lattice C - from Lifeboat MS \$289
 Lattice C - from Lattice MS \$339
 Mark Williams - w/debugger MS \$399
 Megamax - tight full ATARI/ST \$179
 Microsoft C 3.0 - new MS \$259
 Q/C 88 by Code Works - Compiler source, decent code, native MS \$125
 Wizard C - Lattice C compatible, full sys. III, lint, fast. MS \$389

C Language-Interpreters

C-terp by Gimpel - full K & R, .OBJ and ASM, large progs. MS \$249
 H.E.L.P. - innovate env. MS \$ 90
 INSTANT C - Source debug, Edit to Run-3 seconds MS \$399
 Interactive C by IMPACC Associates. Interpreter, editor, source, debug. PC \$225
 Introducing C - learn C fast, self paced tutorial PC \$109
 Professional Run/C - Run/C plus create add-in libraries, load/unload them. MS \$199
 Run/C - improved MS \$109

C Libraries-General

Application Programming Toolkit MS \$375
 Blaise C Tools 1 (\$109), C Tools 2 \$ 89
 C Food by Lattice-ask for source MS \$109
 C Power Windows by Entelekon \$119
 C Utilities by Essential - Comprehensive screen graphics, strings. Source. PC \$139
 Entelekon C Function Library PC \$119
 Entelekon Superfonts for C PC \$ 45
 Greenleaf Functions - portable, ASM \$139
 Polytron - for Lattice, ASM source \$ 85
 Software Horizons - Pack I PC \$129

C Libraries-Communications

Asynch by Blaise \$149
 Greenleaf - full, fast \$139
 Software Horizons - pack 3 \$119

C Libraries-Files

FILES: C Index by Trio - full B + Tree, vary length field, multi compiler
 /File is object only \$ 89
 /Pro is partial source \$179
 /Plus is full source \$349
 CTree by Faircom \$339
 dbVISTA - full indexing, plus optional record types, pointers, Network.
 Object only - MS C, LAT, C86 \$159
 Source - Single user MS \$429
 Source - Multiuser MS \$829

Configuring MS-DOS

by Sol Libes

Microsoft provides a facility in MS-DOS (Version 2.0 and later) which makes it very easy for a user to configure a system. This is done via an ASCII file called CONFIG.SYS. Each time MS-DOS is started it checks the root directory for this ASCII file and then, if found, reads it to determine how the system is to be configured. If the file is not found, default configuration values are invoked.

CREATING A CONFIG.SYS FILE

Since CONFIG.SYS is an ASCII file, it can be created with any editor or with the MS-DOS COPY function. For example, a typical CONFIG.SYS file could be created by typing the following at the keyboard:

```
COPY CON:CONFIG.SYS (enter)
DEVICE=ANSI.SYS (enter)
FILES=20 (enter)
BUFFERS=16 (enter)
BREAK=OFF (ctrl-Z)(enter)
```

The first line commands the system to copy the following keyboard input to the CONFIG.SYS file as ASCII characters. The next four lines activate a device driver, set the maximum number of files that can be opened concurrently, set the size of the disk buffers in memory, and check for a control break only when a program requests a function to be performed. I will go into each of these in more detail below.

DEVICE DRIVERS

I recommend readers consult Bill Wong's articles (an installment of which is in this magazine) on device drivers for particulars on how they work.

In the above example, the DEVICE statement activates a device driver file called ANSI.SYS. The ANSI.SYS device driver file is provided with all versions of MS-DOS Version 2.0 and later. It allows programs to send sequences of control codes to the display as if the display were an ANSI-standard terminal. If the ANSI.SYS device driver is not active, MS-DOS simply writes information to the next display location. In other words, MS-DOS displays characters on the screen as if it were a dumb terminal.

CREATING A VIRTUAL DISK

Beginning with Version 3.0, MS-DOS also includes the VDISK.SYS driver which installs a *virtual* disk (RAM disk) in memory. Using a virtual disk, instead of a real floppy or hard disk, will considerably speed up the operation of compilers, data base managers and any program that has to make a large number of disk accesses. It

Working With The CONFIG.SYS File.

also cuts down on wear-and-tear of the disk and drive.

The virtual disk is set up with the statement:

```
DEVICE=VDISK.SYSbbbssddd/E:m
```

when *bbb* is the virtual disk's memory size (1K to maximum available memory), *sss* is the sector size (128, 256, or 512) and *ddd* is the number of allowable directory entries (files) that the virtual disk may contain (2 to 512). If these values are not specified, MS-DOS assigns default values of 64K memory size, 128 byte sector size, and 64 files. The following is an example statement which will create a

160Kbyte virtual disk with 512 sectors and 64 directories:

```
DEVICE=VDISK.SYS 160 512 64
```

If the */E* parameter is used, VDISK will use extended memory at, or above, 1Mbyte. The *m* parameter can be used to define the maximum number of sectors VDISK transfers at one time (1 to 8, default=8).

THE FILES STATEMENT

The FILES statement sets the maximum number of files that may be opened simultaneously. The default value is 8 (which is also the minimum) and 255 is the maximum. For example, you might be running WordStar in the foreground (this opens WS.COM, WSMSG.SOV, WSOVRLY.OVR and your text file), while in the background you might be running Sidekick (SK.COM, SK.HLP, NOTES), SuperKey (KEY.COM, KEY.HLP) and a print spooler program (two more files). That's eleven open files. In our first example above, FILES was set to

UNDOCUMENTED OPTIONS

I have learned that there two SHELL options (*/E* and */P*) that they are undocumented. The */E* option allows you to increase the *environment* space. The environment space, in memory, is the space set aside to store DOS options and variable assignments such as PATH, PROMPT and SHELL. If you have very long values, or a lot of variables, it is possible to run out of the small default environment space. The default is 10 (the minimum number of paragraphs). The maximum is 62 paragraphs.

The */P* option makes the SHELL changes permanent. If the command interpreter ever needs to be reloaded (for example, after a particularly large program), all of the options that were set on the SHELL line (such as */E*) will be lost unless the */P* (for Permanent) is used. This is because the CONFIG.SYS file is only read at boot time, and not every time COMMAND.COM is reloaded.

A typical line would look like this:

```
SHELL=C:\DOS\COMMAND.COM C:\DOS /P /E:20
```

It causes the COMMAND.COM file to be initially loaded from the DOS directory, then to be reloaded from the same directory, to make these changes permanent and to allocate 20 paragraphs for the environment memory space.

There is also an undocumented (and unsupported) config.sys SWITCHAR

function in MS-DOS 2.x. It will not work in version 3.x. It allows you to change the file/directory separator and option character. The standard file/directory character is "**" and the option character is "*/*".

The UNIX operating system uses the "*/*" character to separate directories and the "*-*" character to indicate options. Microsoft provided the SWITCHAR function to allow users to change this character. Thus:

```
SWITCHCAR=-
```

changes the separator character to a hyphen, or

```
SWITCHAR=/
```

changes it to a slash. You can set the character to be whatever you want it to be.

This function will not work in MS-DOS 3.x. There are some public domain programs around to provide this function. Here is a bare bones one:

```
MOV DL,'character' ;setup new switchar
MOV AX,3701H ;setup switchar DOS call
INT 21H ;perform call
```

Note that this change can cause problems with some software. For example, the Lattice C and Turbo Pascal compilers, when calling COMMAND.COM, append a "*/c* string" (pass the string and then exit back to the primary command processor) to the command and do not check or set the switch character. The result is that MS-DOS will not be able to parse the option and will return an error message.

a value of 20. This takes up only 468 more bytes of memory than the default.

You will have to increase the FILES value if you ever encounter an *insufficient handles* error message or a program telling you to change your CONFIG.SYS FILES statement.

HOW ABOUT BUFFERS?

BUFFERS sets the number of disk buffers in memory (from 1 to 99, default=2, 3 for the AT). Each buffer holds 528 bytes. When MS-DOS does subsequent reads from a file, it first checks the buffer to see if the file data is there (in memory). If it is, it loads from the buffer rather than from the disk, considerably speeding up disk read operations.

A default value of 2 creates a disk buffer of only 1,056 bytes and thus the likelihood of finding the data in the buffer is considerably less likely than if the buffer size were set to 20 (10,560 bytes), as in the example given earlier. For example, a word processor accessing sequential characters, would benefit considerably from a larger buffer size. On the other hand, a data base manager accessing data from widely separated locations in a file might see very little speed improvement from a larger buffer size. If your system has plenty of extra memory, I recommend setting BUFFERS=32 or even 64.

However, if your database manager or word processing program does its own internal buffering (and many do), increasing the number of buffers decreases the memory space usable by the database or word processor, and may lower its performance.

BREAK ON OR OFF?

If BREAK=ON, MS-DOS will check for a Ctrl-C or Ctrl-Break keystroke sequence before performing any MS-DOS function. Thus you can break out of a program at any time (e.g. if a compiler loop or error is encountered). Turning *Break* off means that Ctrl-C or Ctrl-Break will only be recognized during standard input, output, print, or auxiliary operations. The default is *off*.

THE SHELL STATEMENT

The SHELL command allows you to replace the standard command processor (COMMAND.COM) with another command processor of your own creation. SHELL allows you to define the location and name of your command processor file. This command does not affect BASIC's SHELL command.

WHICH COUNTRY?

The COUNTRY statement allows the user to specify the date and time formats for a given country as well as the currency symbol and decimal separator.

continued on page 54

QUALITY SOFTWARE YOU CAN AFFORD!

**NEW
Z80 Symbolic Debugger**

- Only \$49.95 plus shipping.
- Screen oriented with a simultaneous display of instruction mnemonics, register, stack, and memory values.
- Breakpoints may be set on any combination of fixed memory address, register values and/or memory values.
- Uses Digital Research compatible SYM files.
- Supports Hitachi HD64180.

Relocatable Z80 Macro Assembler

- Only \$49.95 plus shipping.
- 8080 to Z80 Source Code Converter.
- Generates Microsoft compatible REL files or INTEL compatible hex files.
- Compatible with Digital Research macro assemblers MAC & RMAC.
- Generates Digital Research compatible SYM files.
- Conditional assembly.
- Phase/dephase.
- Cross-reference generation.
- Full Zilog mnemonics.
- INCLUDE and MACLIB FILES.
- Separate data, program, common, and absolute program spaces.
- Supports Hitachi HD64180.
- Z80 Linker and Library Manager for Microsoft compatible REL files available as an add-on to Assembler.

**ATTENTION
Turbo Pascal Users:**
Assembler will generate Turbo Pascal in-line machine code include files.

TO ORDER, CALL TOLL FREE:
1-800-367-5134, ext. 804

For information or technical assistance:
(808) 623-6361

Specify desired 5¼" or 8" format. Personal check, cashier's check, money order, VISA, MC, or COD welcomed.

MITEK

Z80 is a trademark of Zilog, Inc. MAC and RMAC are trademarks of Digital Research, Inc. Turbo Pascal is a trademark of Borland International, Inc.

PRICE LIST

Z80 Macro Assembler: \$49.95
Assembler, Linker, and Library Manager: \$95.00
Manual Only: \$15.00

Z80 Symbolic Debugger: \$49.95
Manual Only: \$15.00

Assembler, Linker, Library Manager, and Debugger: \$134.95

Include \$5 for shipping and handling.

**P. O. Box 2151
Honolulu, HI 96805**

CONFIG.SYS STATEMENTS			
Statement	Function	Range	Default
BREAK=state	Check for control break	ON/OFF	OFF
BUFFERS=n	Number of 528-byte	1 to 99	2
COUNTRY=xxx	Specifies country	001 United States 031 Netherlands 032 Belgium 033 France 034 Spain 039 Italy 041 Switzerland 044 United Kingdom 045 Denmark 046 Sweden 047 Norway 049 Germany 061 Australia 358 Finland 972 Israel	001
DEVICE=filename	Load specified Device Driver File	none	none
FCBS=m,n	m=max. number of files to open. n=max. number opened simultaneously	m: 1 to 255 n: 0 to 255	4 0
FILES=x	Max. number of file handles opened simultaneously	8-255	8
LASTDRIVE=x	Max. number of drives to access	A-Z	E
SHELL=filename	Name and location of COMMAND.COM replacement	none	COMMAND.COM

Program Interfacing To MS-DOS

by William G. Wong

The previous article described the general nature of device drivers in MS-DOS. This article examines the details of building the actual drivers. The next article will provide an example. Remember that these articles refer to device drivers for MS-DOS V2.x and later since V1.x did not support loadable device drivers.

Device drivers are loaded by MS-DOS upon initialization of the system. This is performed only once. MS-DOS reads a file named CONFIG.SYS which is a text file. Device drivers are specified there using the following syntax:

```
DEVICE=DEMO.SYS
```

Multiple device drivers may be loaded. The order of the drivers listed in the CONFIG.SYS file does not affect character devices but it will affect the logical device names for block devices such as disk drives. Block device names are allocated sequentially. Assume ALPHA.SYS and BETA.SYS are two device drivers which support one device each. Placing ALPHA.SYS before BETA.SYS in CONFIG.SYS will cause BETA.SYS to have the device name after ALPHA.SYS, for example, D: and E:. Reversing the order in CONFIG.SYS also reverses the name of the devices for the associated drivers.

This order within CONFIG.SYS and having the associated hardware installed for a device driver is all that is required for those using an installable device driver. For those interested in building the driver itself, read on.

DEVICE TYPES

Device drivers are divided into two categories: character devices and block devices. Character devices are designed to be read or written on a character basis and sequentially. Block devices have a larger granularity, typically 512 bytes, with random access. In addition, block devices have a directory and file allocation table associated with them.

Character device drivers may support only one device per device handler but it is possible to share device driver code between multiple devices since a loadable device driver file may contain multiple device handlers. Character devices also have unique names (up to 8 characters) associated with each device. A device is accessed by opening a file with the device name.

Part VII Device Drivers, Structures

One special character device exists by the name of CLOCK\$. This is an optional real time clock device driver. Although the driver is character based, each transfer should be 6 bytes. The current time and date are obtained by reading from the device. Set the time by writing to the device. All operations except the two just mentioned should return an error.

Multiple block devices may be supported by a single driver. The number of drives supported by a device driver is specified by first byte of the device driver's name field. More than one block device drivers can be in the same loadable device driver file.

Block devices are more flexible than character devices and have the ability of supporting either a single type of media on a device or various media, one at a time of course. The latter is referred to as a *smart* device driver which will determine the characteristics of the media used at the time of access.

In theory, it is possible to include custom drivers which may act like conventional device drivers but which respond to special function codes or operate differently on defined function codes. The purpose of such drivers is to provide a consistent interface to special applications designed in conjunction with the driver. Such drivers will not be discussed here.

FILE FORMAT AND PROGRAM LIMITATIONS

Device driver files have a format which is similar to an executable file with a .COM extension. The major difference is that the device driver file, usually with a .SYS extension, must be linked such that the start of the file is at offset 0 instead of 100 hex for the .COM file. Also, the device driver file starts with a special table called a device header instead of executable code found in the .COM file.

This format does set some limitations although they tend to be minor. The first

limitation is that the combined size of program data and code cannot exceed 64 Kbytes. Device drivers tend to be significantly smaller than this limit. The second limitation is the same limitation found in .COM based programs. It seems that MS-DOS only resolves long pointer references within a program if it is loaded as a .EXE file and not a .COM file. Typically device drivers do not have to access code past the end of the driver file so the short pointer references suffice. Any references to code or data outside this area tend to be rather limited and references are normally given to the driver as in buffer addresses.

The placement of information within a device driver file is not critical except for the first device header block which must be the first item in the file. Multiple device driver headers may appear within the file and are linked sequentially from the initial header. The format for the device header is:

Offset	Size	Description
0	2	Offset to next device driver
2	2	Segment of next device driver
4	2	Driver attribute
6	2	Offset to device strategy code
8	2	Offset to device interrupt code
10	8	Character device name or number of block devices

All offsets are from the start of the device driver file. The offset to the next device driver is -1 for the last device header in the file. The segment value is filled in by MS-DOS when the file is loaded. The device name pertains to character devices and the field must be all ASCII. Trailing spaces are valid. Block devices use only the first byte of the field. Its value is the number of block devices supported by the device driver associated with the device header. This value is also obtained by MS-DOS when the driver is initialized. The remaining seven bytes are not used.

The device attribute was described in the previous article and will be listed here too. Each bit in the word designates a particular attribute as shown in the following table.

Bit	Description
0	1 if current standard input device 0 if not
1	1 if current standard output device 0 if not
2	1 if current NUL device 0 if not
3	1 if current clock device 0 if not

Bit	Description
4-12	Reserved
13	1 if non-MS-DOS format block device 0 if MS-DOS format block device or character device
14	1 if IOCTL supported 0 if IOCTL not supported
15	1 for a character device 0 for a block device

The strategy and interrupt routines are the body of the device driver. The strategy routine is accessed first using a long call with a pointer to a Request Header block in the ES:BX registers. The strategy routine must save this address where it can be accessed by the interrupt routine. The strategy routine then returns to MS-DOS.

MS-DOS then calls the interrupt routine with no parameters. The strategy routine will always be called first. The stack used when calling the two routines contains sufficient space to save all the registers except the stack pointer and segment register. An additional stack should be used if more space is required.

The request header contains a fixed size block followed by a variable length block based upon a function code in the fixed portion. The following table describes the fixed portion of the request header.

Request Header		
Offset	Size	Description
0	1	Size of request block, (fixed plus variable)
1	1	Unit code for block device
2	1	Function code
3	2	Status code
5	8	Reserved for MS-DOS

The unit code for block devices is a value from 0 to the number of devices supported minus one. The status code is described in the following table.

Bit	Description
0-7	Error code
8	Done
9	Busy
10-14	Reserved
15	Error

The Done bit should be set when the interrupt routine exits. The Error bit indicates that an error occurred and the error code field is valid. The error code field values are:

Value	Description
00	Write to a write protected device
01	Unknown unit number
02	Device not ready
03	Unknown function code
04	CRC error
05	Request Structure Length is incorrect for selected drive
06	Seek error
07	Unknown media type
08	Sector not found
09	Printer out of paper
0A	Write error
0B	Read error
0C	General error

The Busy bit is used in conjunction with the input and output status functions.

If the Busy bit is set to 1 by an output device driver then a write request would wait for the device to become not busy while a value of 0 indicates that a write of one byte will return immediately. A write of more than one byte may return immediately. Input devices work in a similar fashion where a Busy bit value of 1 indicates that no data is available and a read request would have to wait for data. A value of 0 indicates that some data, at least one byte, is available. MS-DOS assumes an input buffer is internal to the device driver to support type-ahead.

DEVICE DRIVER FUNCTION CODES

The device driver function code is specified in the request header. Invalid or unsupported functions should return a function code error. The following is a list of defined function codes:

Code	Description
00	Initialize
01	Media Check
02	Build BIOS Parameter Block
03	IOCTL Read
04	Device Read
05	Non-destructive Device Read
06	Device Input Status
07	Flush Device Input Buffer
08	Device Write
09	Device Write with verify
0A	Device Output Status
0B	Flush Device Output Buffer
0C	IOCTL Write

Function: 00 Initialize

This function is called once when the driver is first loaded. The driver should perform any initialization required by the hardware at this time. The values after the request header are:

Bytes	Field
1	Number of units (Block devices only)
4	Last address of driver
4	Pointer to BPB Array (Block devices only)

Initialization code can occur after the last address of the driver since it is only used once. Conversely, the last address of the driver can extend past the physical end of the driver if additional buffer space is required. The two Block device only fields do not need to be set by character device drivers. The number of units specifies the number of drives supported by the driver. The BPB array entries are word values which are offsets from the start of the device driver segment. The structures referenced by these offsets are BPB's described in the following Build BIOS Parameter Block (BPB) section. There is one entry per unit supported.

The BPB's referenced by the BPB array should all define the largest media specification for the associated unit, i.e. the largest sector size. This restriction is imposed because some drivers are capable of supporting different media types per unit (one at a time, of course).

Function: 01 Media Check (Block devices only)

This function allows drives with removable media to signal MS-DOS that a new disk may be in the drive. The values after the request header are:

Bytes	Description
1	Media Descriptor Byte
1	Media Status -1 Media has changed 0 Media may have changed 1 Media has not changed

The Media Descriptor Byte is the one in the BPB as described in the next section. It is up to the driver to determine the media status. MS-DOS will call the Build BIOS Parameter Block function, described next, if the Media Status is not 1.

Function: 02 Build BIOS Parameter Block (Block devices only)

The BIOS Parameter Block (BPB) contains information about a particular disk. The parameters after the request header are:

Bytes	Description
1	Media Descriptor from MS-DOS
4	Buffer Address from MS-DOS
4	BPB Address from driver

The BPB is described in the following table:

Bytes	Description
2	Bytes/Sector
1	Sectors/Cluster (must be a power of 2)
2	Reserved Sectors
1	Number of FAT's
2	Entries in root directory
2	Total number of sectors
1	Media Descriptor Byte
2	Size of FAT in sectors

The Media Descriptor Byte is described in the following table:


Bits	Description
0	1 = 2 sided
1	1 = 8 sectors/track
2	1 = removable media
3-7	set to 1

Defined Media Descriptor Byte values are:

Value	Description
F8	Fixed disk
FC	1 side, 9 sectors
FD	2 sides, 9 sectors
FE	1 side, 8 sectors
FF	2 sides, 8 sectors

MS-DOS compatible media have a boot sector immediately followed by the FAT's. The boot sector contains the BPB as shown in the following table:

Bytes	Description
3	Jump to boot program
8	OEM name and version
13	BIOS Parameter Block
2	Sectors/track
2	Number of heads
2	Number of hidden sectors



The Turbo Pascal™
Software Information eXchange

Megabytes of Turbo Pascal code, including many commercial quality programs, are now available from a single source for the low price of

\$6 per diskette*

*non-member price is \$7.50 per disk
Each diskette is packed with programs and/or routines organized to offer solutions in a selected area of interest. You will save countless hours and learn from the work of your fellow Turbo programmers.

Some of the selections currently available are:

- 106. DOS Functions & Interrupts
- 504. Telecommunications Programs
- 402. Business Financial Analysis
- 203. Prog. Utilities, Xref, etc.
- 206. Source Code Debugging
- 901. Animation, Sprites w/Graphics
- 603. Turbo Games
- 212. Screen Design Tools
- 201. Windowing & Menu Tools
- 903. Custom Graphics Font Creation

Many more selections available with new titles added regularly. For a complete list send for the TURBO S.I.X. catalog, or better yet join TURBO S.I.X. As a member you will:

- Pay only \$6 per disk. Non-members pay \$7.50.
- Get a MONTHLY newsletter covering what's new in Turbo software, programming tips and other topics of interest to the Turbo Pascal user. Edited by Steve Wood, author of Using Turbo Pascal. (Osborne/McGraw-Hill)
- Get the Turbo S.I.X. catalog and regular updates FREE.

Your one year membership is ONLY \$19.95

The Turbo S.I.X. catalog is available to non-members for \$2.95. Non-Members may purchase diskettes for \$7.50 each.
Overseas orders add \$12.00 for 1 year membership and \$1.50 per disk for Air Mail shipping.
Texas residents add 5% sales tax.

(800) 628-2828 Ext. 606
TURBO S.I.X.
P.O. Box 8373, Dept. S1
Waco, Texas 76710
3101 Mitchell, Waco, TX 76708 • (817) 753-2182

Drivers which support more than one type of media should determine the proper BPB for the media currently associated with the device. This can be done in a number of ways and is driver dependent. More specifically, the device compatibility (MS-DOS or not) may determine how the media is to be recognized. The buffer address will contain the first sector of the File Allocation Table (FAT) if the device is MS-DOS compatible. This sector is read by MS-DOS *before* calling this function. The first byte of the first sector of the first FAT contains the Media Descriptor byte. This information can be used to determine the type of media if the determination has not already been made.

Function: 03 IOCTL Read (Optional)

The I/O Control (IOCTL) functions are available for controlling a device in a semi-standard fashion. It can also be used to obtain device specific information without resorting to direct hardware access by applications. The transfer operations are identical to the normal Device Read and Write functions.

The following 9-byte parameter block is provided after the request header.

Bytes	Description
1	Media Descriptor Byte (Block devices only)
4	Buffer Address
2	Transfer Size
2	Starting Sector (Block devices only)

The transfer size field should be altered to reflect the actual transfer size. Reading less information than specified may not be an error, especially on character oriented devices. The transfer size is in sectors for block devices and bytes for character devices. The transfer size can be interpreted differently for IOCTL functions if necessary since they are device specific and not used by MS-DOS.

Function: 04 Device Read

The Device Read function transfers data from the device to the specified buffer. The parameter block is identical to the IOCTL Read function. The transfer size should be set to the actual amount of information read. The status word in the request header indicates whether the transfer was successful.

Function: 05 Non-destructive Device Read (Character devices only)

This function is identical to the Device Input Status function described next except that the byte after the request header will be set to the first byte in the input buffer if the Busy bit is 1. This allows MS-DOS to examine the first character of the input buffer without performing a read operation. The character will not be removed from the input buffer by this function.

Function: 06 Device Input Status (Character devices only)

The function has no parameters after the request header. The driver should set the Busy bit to 0 if one or more characters are available for reading and 1 if there is no data.

Function: 07 Flush Device Input Buffer (Character devices only)

This function has no parameters after the request header. Any internal buffer and hardware buffer should be flushed so no input data is pending.

Function: 08 Device Write

This function has the same parameter list as the Device Read function. Data transfer is from the specified buffer to the device. The transfer size is in bytes for character devices and sectors for block devices. The transfer size should be altered to the actual amount of data written even if an error occurs. Errors or success should be specified in the result word within the request header.

Function: 09 Device Write with verify

This function is identical to the Device Write function except that it should read the data just written and compare it with the output data to verify that the two are the same. An error is signalled if the data does not match. Retries are optional.

Function: 0A Device Output Status (Character devices only)

The device output status is returned by setting the Busy bit in the status word to the proper value. There are no additional parameters after the request header. Setting the Busy bit to 0 means that data may be written to the output device.

Function: 0B Flush Device Output Buffer (Character devices only)

This function has no parameters after the request header. Any pending output should be thrown away.

Function: 0C IOCTL Write (Optional)

This function is identical to the normal Device Write except that the data is directed to the IOCTL section which is device dependent.

SUMMARY

For the most part, writing a device driver is mainly a matter of getting the proper tables and front end routines setup and merging them with tested device interface routines. First, the two parts are tested separately to make sure they are implemented properly. The next article will present a simple memory disk driver which is divided into the two sections.

Bill Wong is the President of Logic Fusion, Inc., 1333 Moon Drive, Yardley, PA 19067, a systems software development firm.

Frustrated With the Tyranny of PASCAL? Tired of the Drudgery of BASIC?

Free Yourself With CCSM, the Database Language...only \$59.95

Compare This Routine to Your Present Language, and See the Difference

```
RD  READ "NAME: ",NAM,! QUIT:NAM=""
    IF NAM'?'2.A1","1A.E WRITE "PLEASE ENTER AS LAST, FIRST MI",! GO RD
TEL  READ "TEL # ",TEL,! IF TEL'?'3N1"-?"4N WRITE "NNN-NNNN PLEASE",! GO TEL
    SET ^DATA(NAM)=TEL GO RD
PRT  WRITE "  NAME",?20,"TELEPHONE #",! SET NAM=""
LP   SET NAM=$ORDER(^DATA(NAM)) QUIT:NAM="" WRITE NAM,?20,^DATA(NAM),! GO LP
```

This simple program accepts, screens and saves names and phone numbers... sorts and prints them. These six lines of code are an example of the extremely compact, and familiar nature of COMP Computing Standard MUMPS, the Database Language. In lines 1 and 2, READ, IF, WRITE and GO should be easy to follow. The pattern match operator "?" filters for the correct input of alpha characters to make a name. In line 4, SET ^DATA creates a permanent global file, with NAM as a subscript. The data node is SET to the telephone number. In line 6, the \$ORDER command gets the next subscript in order, from the ^DATA file, thereby SETting NAM to the next name in the file.

CCSM, the Database Language, frees you from the tyranny of typed and restrictive languages...NO declarations of variables or data files. Look at these Features:

- Full Screen Editor
- Virtual Memory (routines and variables may be as large as a disk)
- Multi-User available...up to 15
- B-Tree File Structure
- 8087 and BCD Support
- Exceeds 1984 ANSI Standard MUMPS
- Transportable from Micro to Mini to Mainframe

CCSM, the Database Language, is a fast, modern version of ANSI Standard MUMPS, developed by COMP Computing. It comes with a 20 year history of development, solving database applications. CCSM improves programmer productivity, and efficiency...typical programs are written in 1/3 the code of BASIC or PASCAL. CCSM is an easy to learn language and comes with a 250 page manual.

AMEX, VISA and
MASTERCARD
accepted by phone.

1-800-257-8052

In Texas 713-529-2576

CCSM, the Database Language, sells for \$59.95, and comes with full documentation. For an additional \$15.95, when you order CCSM, we'll send along the "Cookbook of MUMPS", and its disk, (reg. \$24.95) containing useful routines and utilities. For charts and graphs, order the Graphics disk for \$49.95. Multi-user version, \$450. Disks are non-copy-protected. Requires IBM PC or compatible with 128 K. (Macintosh version available... \$89.95)

Order by phone, or clip and mail:

1-800-257-8052
in Texas, 713-529-2576

MGlobal

1601 Westheimer Suite 201
Houston, TX 77006

AMEX	_____	card no.	_____	exp. date	_____
VISA	_____				
MC	_____				
		CCSM, Cookbook, and disks special package			\$75.90
		CCSM, the Database Language			\$59.95
		Graphics disk			\$49.95
		Please add \$3.00 for shipping and handling. Texas residents add 6 1/8% sales tax.			
	name _____				
	street _____				
	city _____	st _____	zip _____		

IBM PC and Macintosh are trademarks of International Business Machines, and Apple Computer.

DeSmet C Best of Breed

*"The DeSmet Compiler ... is a standout product now just as it was two years ago
... compiler has a real personality ... Its speedy compiles make developing C programs fun ..."*

— William J. Hunt, PC TECH 1/86

"...the easiest DOS C compiler to bring up. Twenty minutes out of the box, it compiled a program."

— Leibson, Pfahler, Reed and Kyle, COMPUTER LANGUAGE 2/85

"...designed for use by serious software developers..."

— Rex Jaeschke, SOFTALK 3/84

"...a stunning amount of bang for the buckloaded with excellent features."

— Houston, Brodrick and Kent, BYTE 8/83

\$109

(Source Level Debugger \$50)

C Ware Corp., P.O. Box C, Sunnyvale CA, 94087, U.S.A.

Street Address: 505 W. Olive, Suite 767, Sunnyvale CA 94086 (408) 720-9696

Concurrent CP/M

by Alex K.H. Soya

For the past few months the hot topic among many computer users and programmers is the latest operating system from Digital Research, namely Concurrent CP/M (CCP/M). CCP/M is also known by the names *Concurrent DOS*, and *Concurrent PC-DOS* depending on the implementation chosen.

As the name(s) implies CCP/M is a multi-user and multi-tasking operating system. CCP/M is available on several Intel 8086/8 and 80286 based systems such as the CompuPro S-100 systems and the IBM-PC, -XT, and -AT as well as many of the IBM clones. Many of the imported computers also run CCP/M as their operating system. Even one of the Nixdorf microcomputers uses CCP/M. Early versions of CCP/M were compatible with CP/M86 (DRI's single user operating system) and MP/M86, the forerunner to CCP/M. As DRI felt the pressure from the Microsoft MS-DOS operating system, support for MS-DOS 1.1 was also available under CCP/M 3.1. The latest version of CCP/M (Concurrent PC-DOS 4.1) is not only compatible with CP/M and MP/M, but also has support for MS-DOS 2.0 application programs. This includes subdirectories on MS-DOS media and graphics support. One of the nicest features of CCP/M is the ability to have virtual consoles and dynamic windows. The user can perform several tasks on the same physical console by switching virtual consoles or observing the progress of multiple tasks in windows. CCP/M is one of the most sophisticated and versatile operating systems available for microcomputers today.

Not only is CCP/M very useful to the more sophisticated home computer user, but it is a vast improvement to any previous micro computer operating system in a business environment. Together with the DRI network package, DR-NET, a network of computers can be set up, making CCP/M valuable in a medium sized office environment.

In this article I will briefly present the differences between CCP/M and CP/M-86 from the user's point of view and then discuss the structure of CCP/M for the programmer who is use to the CP/M-80 or CP/M-86 environment. I will also show how to access many of the internal data structures and new function calls of CCP/M allowing programmers to make use of its sophisticated features.

Part 1 - Features Architecture & Common Problems

FROM THE USER'S POINT OF VIEW

Those familiar with the 8-bit CP/M-Plus (CP/M Vers 3.0) will feel immediately at home with CCP/M commands. The CP/M-plus commands served as a model for the man-machine interface in CCP/M. The file system allows date and time stamping as well as password protection on individual files, just as under CP/M-Plus, and most of the CP/M-plus commands are identical under CCP/M.

USER AREAS AND SUBDIRECTORIES

The first thing one notices when sitting in front of a computer running CCP/M is the prompt. It contains not only the drive letter, but also the current user number. As under CP/M-80 and CP/M-86, each logical drive is divided into 16 user areas (0-15). Concurrent PC-DOS 4.1 allows the user to format a floppy disk as either CP/M media or DOS media. A drive that is formatted as DOS media contains subdirectories as under MS-DOS 2.0 rather than user numbers. A hard disk may be divided into two logical drives or partitions, allowing part of the hard disk to act as CP/M media and part as DOS media. Executable files (CP/M CMD and MSDOS COM and EXE files) may be kept on both types of formats. The only immediate difference to the user is that CP/M media uses user numbers and DOS media uses subdirectories to divide a drive into several logical areas.

Another useful feature of CCP/M is the ability to assign a drive to be the SYSTEM DISK. Any executable commands (CMD, EXE, COM, or BAT files) may be placed on the SYSTEM DISK in user area 0 with the SYS attribute set. Such commands are executable from any drive, user area, and subdirectory. No longer is it necessary to keep a copy of all the commands to be executed on every drive, or to

prefix the commands with the drive letter containing the programs to be executed. The system disk may be modified with the SYSDISK command. Concurrent PC-DOS 4.1 allows not only the drive to be assigned to be a SYSTEM DISK, but also a subdirectory on DOS media can be used to keep all globally executable commands.

FLOATING DRIVES

As mentioned, Concurrent PC-DOS 4.1 supports subdirectories on DOS media. To copy files from one subdirectory to another subdirectory it is necessary to assign one of the subdirectories to what DRI calls a *Floating Drive*. A Floating Drive is not a physical drive. Rather, it is a *dynamically assignable* logical drive which allows the user to access a subdirectory as if it were a drive. Concurrent PC-DOS uses the drive letters N and O to represent the floating drives.

To copy files, one copies from the source drive to the floating drive. This has the effect of copying the files into the subdirectory. This is rather awkward and unusual for an operator who is use to MS-DOS subdirectory formats, but is only required for the copying task. The familiar MS-DOS commands CD (Change Directory), MD (Make Directory), and RD (Remove Directory) exist and work as expected. The floating drives are in my opinion a kludge which DRI implemented without rewriting the BDOS in a re-entrant manner; I certainly hope this arrangement will be corrected in future releases.

NEW COMMANDS

Many of the well known CP/M-80 commands remain, such as DIR, ERA, TYPE, and REN. However, some have been replaced and new commands added. Under Concurrent PC-DOS 4.1, familiar command names from CP/M-80, CP/M-86, and MP/M now behave similar to the MS-DOS equivalents. The new commands under CCP/M 3.1 are ABORT, DATE, INITDIR, PRINT, PRINTER, SDIR, SET, SHOW, SPOOL and VCMODE.

With Concurrent PC-DOS 4.1, many new commands were added, too numerous to list in this article. ABORT and SPOOL were replaced by STOP and PRINTMGR, and the VCMODE command was deleted. The old ED line editor was replaced with DREDIX, a full screen editor.

4.1 comes with many utility programs such as: a screen oriented file manager

which allows you to manipulate files, execute commands, and set system parameters using the cursor keys to point to the desired action and files; Cardfile, which stores and retrieve names, addresses, phone number and comments; DRTALK, a communications program which looks identical to the popular public domain PCTALK program for MS-DOS; BACKREST, a very useful utility for hard disk backup and restore operations.

Other items added under Concurrent PC-DOS 4.1 include a menu generator and editor. Also, the user is provided with about 50 different commands. Unfortunately, neither assembler, linker, or loader are provided. This is an understandable, though regrettable, move by DRI. Concurrent PC-DOS will find its home in many business environments where it is not essential to have an assembler. DRI does offer the *Concurrent PC-DOS Programmers Pak* separately for program development work.

VIRTUAL CONSOLES AND WINDOWS

The most unique feature of CCP/M is the virtual console and window support. Using virtual consoles, a physical terminal can act as if it were several terminals at once. The user can switch virtual consoles by hitting a function key. This feature allows several processes to run on one console concurrently. In a business environment virtual consoles are extremely useful to obtain information from the computer while running a program without the need to wait for it to complete its current task.

In a software development environment, this feature is also extremely useful. A programmer can assemble or compile at the same time as he is editing a file. Under Concurrent CCP/M 3.1, a console could have two modes: Buffered and Dynamic. In the buffered mode, all output to the console is routed to a temporary file while the virtual console is in the background. When the operator switches the virtual console to the foreground, the buffered output is displayed on the console. In the dynamic mode, all output is buffered in internal memory as a screen representation, that is, a memory image of the current screen is kept and updated as the application program sends output to the console. When a dynamic virtual console is switched to the foreground, the current screen image is displayed immediately without a replay of all activities since the console was switched to the background.

With the introduction of Concurrent PC-DOS 4.1 the buffered mode is no longer available, only the dynamic mode is active. In addition to virtual consoles, windows can be set up on the screen to show more than one virtual console at a time. Thus, the user can directly observe the activity of programs running on virtual

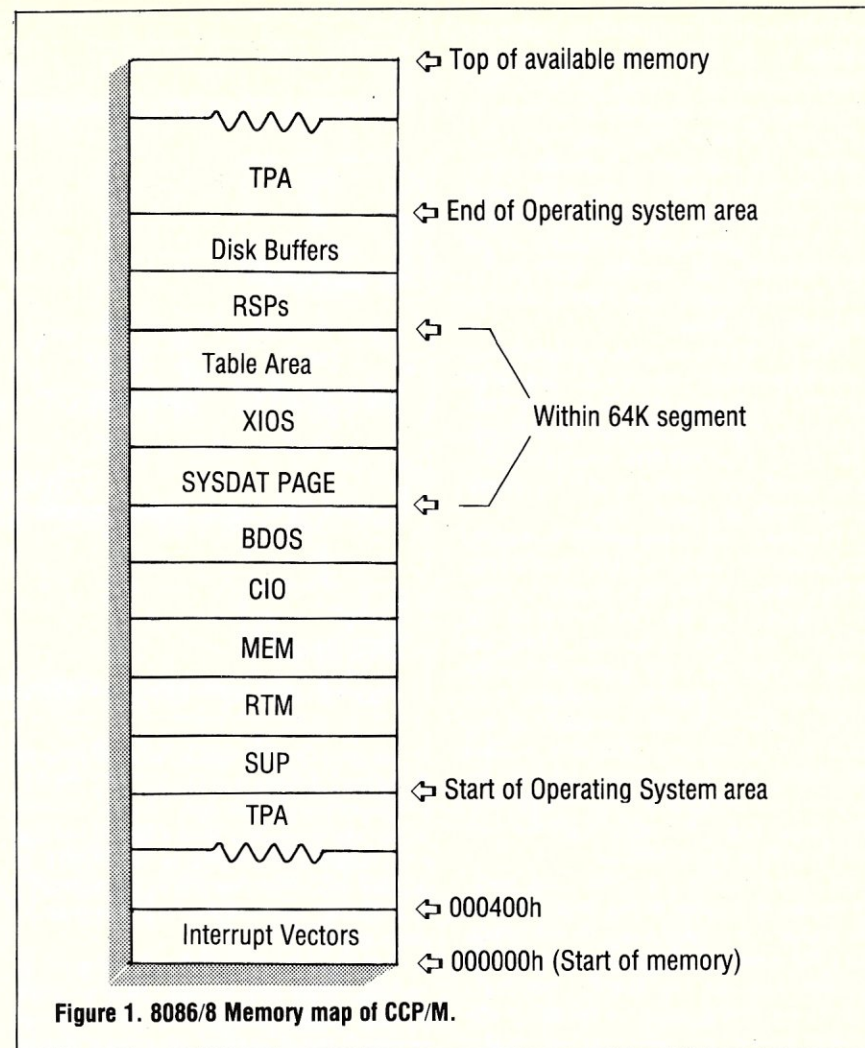


Figure 1. 8086/8 Memory map of CCP/M.

consoles in the background. Concurrent CCP/M provides the commands WINDOW and WMENU to set up windows. The WINDOW command is parameter driven, i.e. the operator specifies the size, location, color, and modes of windows. The WMENU command allows the operator to set up windows using the cursor and control keys on the fly.

The addition of windows is totally transparent to application programs and does not interfere with applications in any way. Programs may be written to control window management directly, if desired, however a program does not need to be aware of the window facilities.

CONCURRENT CCP/M INTERNALS

As we have seen, from the users point of view, CCP/M is a very flexible, yet familiar looking, operating system. The CCP/M's internals are very different from a CP/M-80 or CP/M-86 environment. Under CP/M-80 and CP/M-86 three basic modules made up the operating system: The BDOS (Basic Disk Operating System), the CCP (Console Command Processor), and the BIOS (Basic Input

Output Routines). The only module which looks familiar in CCP/M is the BDOS, although it has been modified to support shared file access and record locking.

THE SUP

Figure 1 shows a memory map of CCP/M. CP/M80 programmers will notice that the operating system no longer resides in the upper portion of memory. The Concurrent CCP/M operating system can reside anywhere in memory, with the exception of the interrupt vector area. The run time memory location is determined at system generation time. Each module is responsible for handling its share of the available system function calls. Function calls are made by using a software interrupt from the application program, rather than a CALL to an absolute memory location. Interrupt number 224 points to the SUP (Supervisor) which routes the function calls to the proper modules. The supervisor also handles several function calls itself.

THE RTM

The next module is the RTM (Real-Time Monitor). The RTM is what is com-

monly known in multi-tasking operating systems as the kernel. The main purpose of the RTM is to dispatch processes running in the system according to their priority and resource requirements. CPU resources are transferred from one process to the next process on the ready list at every system tick. In the U.S. a system tick occurs approximately every 16.67 msec (60 times per second), while in Europe a tick is usually issued every 20 msec (50 times per second).

The RTM must see to it that the current state of a process about to be released from the CPU is saved in the UDA (User Data Area) and the PD (Process Descriptor). The RTM also handles function calls associated with process states, queue management, and device flags.

Processes are represented as entries on various lists reflecting the current state of the process. A currently executing process is placed in the first entry on the READY list. Other processes which are ready to run are kept as the following entries on the READY list in order of their priority. The dispatcher module in the RTM will assign the CPU to a process depending on the process priority by means of a Round Robin scheduling algorithm. Thus, processes with the best priority will be selected first.

If two processes have the same priority and are both ready to run, then the process which has waited longest will obtain the CPU next. A dispatch will occur for various reasons. A running process, which is not requesting or releasing any system resources, will execute until a system time out interrupt (tick) occurs. If a process requests a resource (such as a queue, a console, or a list device) and the requested resource is not immediately available, then a dispatch occurs causing the process to be placed on a list representing the resource for which the process is waiting. Dispatches may also occur when a process must wait for an I/O event to occur or a requested delay to expire.

As CCP/M uses a priority driven scheduler, it causes processes with a high priority to be preferenced for execution. If a high priority process is CPU bound, then the lower priority tasks may never, or rarely, obtain the CPU. Processes which are CPU bound should be given a lower priority to prevent the system performance from degrading.

THE MEM

As a program is loaded and prepared to execute, the operating system must assign memory areas to the program depending on the process' requirements. The MEM (Memory Management Module) keeps track of which process is assigned to particular memory areas. To fulfill its job, the MEM maintains a list of occupied memory

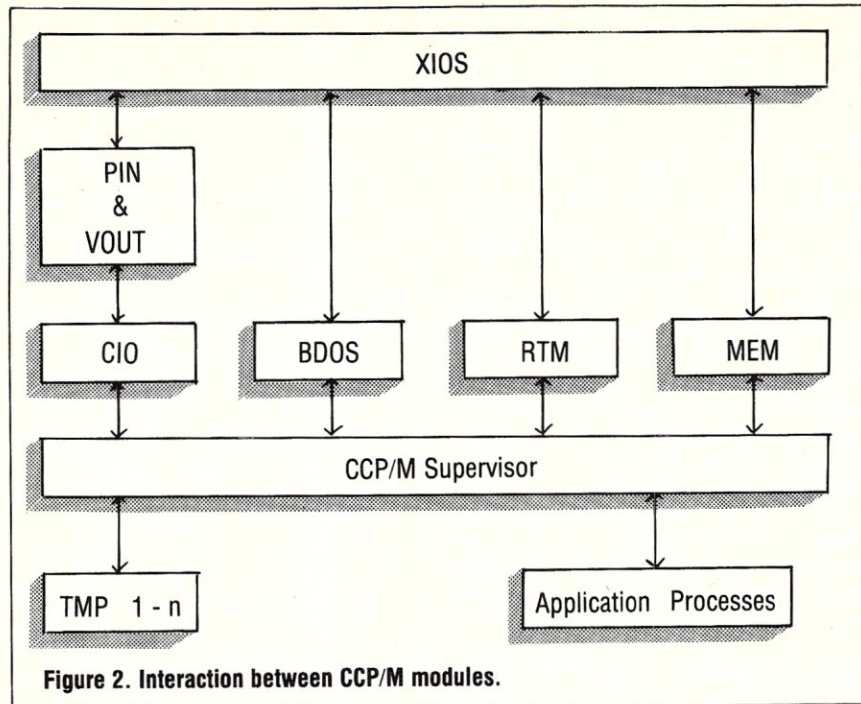


Figure 2. Interaction between CCP/M modules.

in structures called the MSD (Memory Segment Descriptor) and the MAU (Memory Allocation Unit). These structures are arranged in a linked list and are created and deleted by the MEM as needed. All of the function calls handled by the MEM are memory management associated.

Memory is assigned to processes in chunks. The size of the chunks varies among implementations as this is a parameter which may be specified during generation time. Typically, a chunk occupies about 16K of contiguous memory. Depending on the size and memory requirements of the program, one or more chunks of memory are allocated to a process. As the Intel 8086 series of CPU's is of a segmented architecture, allocation of memory does not have to be contiguous. The Code, Data, Stack, and Extra segments may be located in separate areas of memory.

Generally, the most common problems associated with memory management are wastage and fragmentation. If a task requires only a small amount of memory, let's say 1K, it will still be allocated on entire chunk of memory, in this case 16K; the remaining 15K is wasted. Fragmentation occurs when many processes enter and exit the system at different times and in random order. As processes exit the system, holes or unoccupied memory chunks are left behind. If these holes are not contiguous chunks of memory, then a new process may not be able to obtain any memory to execute, even though the sum of the holes may be large enough to satisfy the task's requirements. In this case the new process must wait until more contiguous chunks are released.

Under CCP/M wastage may be reduced by choosing smaller chunk sizes, though the problem of wastage can never be entirely avoided. Fragmentation is partially overcome by the segmented architecture of the 8086 processor. However, in a situation where no hole is large enough to fit one of the task's segments, the process cannot be loaded until another program releases some memory. Usually wastage and fragmentation problems are not noticed in general usage of the CCP/M based systems. Only in heavily loaded environments, or in a system with little memory, may such a situation occur. Designers of large mainframe operating systems have battled wastage and fragmentation problems for a long time. Many approaches such as compaction, mapping, and relocation have been implemented though each has its own set of problems.

THE CIO

All character I/O from a user's process is routed through the CIO (Input Output module). The CIO itself talks to the VOUT Virtual Output process) and PIN (Physical Input process) (Figure 2). Characters received by the XIOS are read by the PIN. The PIN determines, by looking at the CCBs (Character Control Blocks), which virtual console is currently in the foreground and then obtains the address of the VINC (Virtual Input Queue) from the CCB. The PIN scans the incoming character from the XIOS for special control keys, such as CTRL-C, CTRL-S, CTRL-Q, CTRL-P, and CTRL-O, and performs the relevant actions associated with the control keys. If the incoming character is not special in any way, the

character is written to the VINC for the console in the foreground. The VINC thus acts as an input buffer. Whenever a process requests a character, the CIO will read the next character from the VINC and return it to the calling process.

Character output is handled in a similar manner depending on the version of CCP/M. Under version 3.1, the CIO sends output characters to either the VOUTQ (Virtual OUTput Queue) or XIOS depending on the console mode. If the console is in the background and in buffered mode, the characters are sent to the VOUTQ. The VOUT process reads the VOUTQ and sends characters to a temporary file on disk. Once the console is switched back to the foreground, the temporary file is purged out to the console. If the virtual console, from which the process requesting output is running is in the foreground, or in dynamic mode, the characters are sent directly to the console via the XIOS.

In dynamic mode and background operation the character is sent to the XIOS which in turn updates a memory map of the screen as it would look if the screen was in the foreground. This means the XIOS must be aware of terminal escape sequences in order to emulate terminal functions such as clear screen, position cursor, etc.

With the release of Concurrent PC-DOS 4.1 the VOUT process was deleted and no longer is there any support for buffered virtual consoles. All virtual consoles are in Dynamic mode at all times. In this case the CIO will send the character directly to the XIOS. The XIOS will look at the CCB to determine the foreground/background state of the console and update an internal memory image of the screen. If the console is in the foreground, the XIOS will also send the character to the console.


THE BDOS

The modules discussed so far are all new to the CP/M-80 and CP/M-86 programmer. Here is an old one: The BDOS (Basic Disk Operating System). As expected, all file handling is performed by the BDOS. The CCP/M BDOS accommodates multiple processes. When a file is opened a copy of the FCB is kept in an internal FCB table. This way the BDOS can check if a file is already accessed by another process. By default, only one process can open the same file. Should another process attempt to open the file, the BDOS will return an error stating the file is opened by another process. Other modes of access to files are supported. It is possible for more than one process to access the same file. Individual records may be locked and unlocked by processes as needed.

If multiple processes perform shared file access, it is the responsibility of the

C-terp

The C Interpreter You Won't Outgrow



C-terp will grow with you as you progress from novice through professional to guru. Unbelievable, but true, the easiest-to-use C interpreter will provide you with the most advanced programming features for upward growth. Our exclusive **object module support** enables you to add libraries (like HALO, PANEL, Windows for C, etc., or your own homebrew libraries) to C-terp as you add them to your computing repertoire. Use C-terp as a microscope on your libraries! Flip a bit and allow our **software paging** (NEW) to handle those big jobs! There are no fixed-size tables to overflow, and C-terp can be configured for different screens and screen adapters (NEW). With multiple modules and **full K&R support**, we offer a dream C environment.

- Our new improved **configurable editor** competes with anything going.
- Speed -- Linking and semi-compilation are breathtakingly fast.
- Convenience -- Errors direct you back to the editor with the cursor set to the trouble spot.
- Symbolic Debugging -- Set breakpoints, single-step, and directly execute C expressions.
- Compatibility guaranteed -- batch file to link in your compiler's entire library. Supported compilers include: **Computer Innovations C86, Lattice C, Microsoft C 3.0, Mark Williams C86, and Aztec C.**
- Many more features including batch mode and 8087 support.

What Our Users/ Reviewers Are Saying

- "... easy to use, powerful, and a timesaver."
- "... we absolutely LOVE C-terp."
- "... has restored my faith in interpreters."
- "... a programmer's dream."
- "... wonderful technical assistance."
- "... increased our productivity by a factor of 40."
- "... the best C product ever, in any category."

- **Price: \$300.00 (Demo \$45.00)**
MC, VISA

Prices include documentation and shipping within U.S. PA residents add 6% sales tax. Specify compiler.

- C-terp runs on the IBM PC (or any BIOS compatible machine) under DOS 2.x and up with a suggested minimum of 256 Kb of memory. It can use all the memory available.

* C-terp is a trademark of Gimpel Software.

GIMPEL SOFTWARE

3207 Hogarth Lane • Collegeville, PA 19426
(215) 584-4261

application programs to set up semaphores to avoid dead lock (deadly embrace). CCP/M does not perform any dead lock detection. Semaphores can be set up using the CCP/M queue system by means of mutual exclusion queues. A future part to this series will present detailed examples on how to share files, lock records, and avoid dead locks.

WHAT TO WATCH OUT FOR

The most common problems with software from CP/M-86 or programs that were translated from CP/M-80 to CP/M-86 and CCP/M are file handling bugs. These bugs never showed up under CP/M-86 and CP/M-80 as they are only evident in

multi-tasking operating systems. A *good programming habit* is to always close files after an operation on the file is completed. Unfortunately under CP/M-80 and CP/M-86 this *rule* was not followed very closely by many programmers. For example, a popular word processor I use regularly requires overlay files be read in order to configure itself for terminal escape sequences and to read-in subroutines. Unfortunately the overlay files are not closed after reading and thus are not accessible to the word processor running on another console. This problem is a minor one, as DRI has provided for such a case by means of setting certain file *continued on page 50*

MSO
MICRO
SUPPLY
ORGANIZATION INC.

dare to compare.

**Don't be fooled.
No hidden cost!
Complete MS-DOS/CPM
Super Turbo**

In keeping with industry trends MSO is bringing our customers high performance P.C. compatibles and accessories. MSO takes the P.C. compatible to maximum performance with its SUPER TURBO. The SUPER TURBO features the V20-8 chip which runs at three times the speed of the IBM-PC XT* and also runs CPM 8080 software.

The SUPER TURBO comes complete with the MS-DOS operating system, Read and Run CPM, full Instructional Documentation, Utility software, **plus for our first 100 customers MSO is offering the Micropro Wordstar Professional Software package. This package includes: Wordstar, Mailmerge, Correctstar, Starindex, Datastar and a G.L. Accounting System.** The SUPER TURBO is a complete turnkey system with everything necessary to plug in and operate.

**USER SUPPORT
HOT LINE**

805/393-2247

All systems carry full 90 day warranty.

CASH PRICE ONLY

Check in advance. Add 3% for VISA/MC. Shipping & handling charges will be added to each order.

For our catalog with complete details and prices, send \$2.00 to:

Micro Supply Organization, Inc.
4909 Stockdale Hwy. #180
Bakersfield, CA 93309

MON. - FRI. 7am - 5pm PST • SAT. 9am - 5pm PST

*IBM is a registered trademark of the IBM Corporation.

15% restocking on returned orders

Super Turbo
Super Price:

\$1299



**The Super Turbo P.C. runs IBM
software and CPM 8080 programs**

- CPU - V20-8 8mHz Super Chip runs *IBM compatible software at 3 times the speed of the IBM-XT and CP/M 8080 software.
- 8087 Math Processor optional
- 256K RAM on mother board expandable to 640K
- ROM 8K Bios
- 6 empty slots for expansion
- 2 serial port one optional with expansion kit
- 1 parallel port
- 1 game port
- Clock calendar with software
- Hi-Res monographics video board
- Floppy controller
- Dual Floppy Drives 360K ea.
- 135 watt XT Power Supply
- 5150 style compatible keyboard
- Hi-Res TTL Green or Amber 12" monitor
- MS-DOS operating system and manual.
- Instructional Documentation and Utility Software
- Assembled and tested in U.S.A.
- **Optional internal 20 meg sub system for Super Turbo add \$499**

**Special printer
pricing with
purchase of
above computer.**

MSO
MICRO
SUPPLY
 ORGANIZATION INC.

the alternative.

The SANYO complete word processing system

The alternative for WANG, Xerox or any dedicated word processing system.

At Micro Supply Organization we offer the lowest prices on Sanyo computers and software. With prices like these you can afford the convenience of owning and operating more than one computer. We also offer the User Support Hotline for questions concerning your computer or about software availability. Whether you need one or a dozen computers, Micro Supply Organization is the place to get them!

The MBC 1160 Accounting Software
 We carry a complete line of ADS accounting business software. Buy G/L, A/R, A/P, Inventory and receive the Payroll module **FREE**. The current retail price is \$398. per module. **Now from MSO you pay only \$99 per module.**

20 meg internal hard drive sub-system for SANYO MBC 1150, 1160 & 1250. **\$649**

USER SUPPORT HOTLINE

805/393-2247

All systems carry full 90 day warranty.

CASH PRICE ONLY

Check in advance. Add 3% for VISA/MC. Shipping & handling charges will be added to each order.

For our catalog with complete details and prices, send \$2.00 to:

Micro Supply Organization, Inc.
 4909 Stockdale Hwy. #180
 Bakersfield, CA 93309



15% restocking on returned orders

Get more for your money!


SANYO **MBC 1160**

Including this **FREE** software:

- Wordstar • Spellstar
- Mailmerge • Calcstar
- Infostar • BASIC

8-Bit Integrated Computer with 640KB Formatted Mini Floppy Disk Capacity

- Z-80A CPU with no-wait mode and large 64KB RAM/4KB ROM memory capacity for fast execution.
- CP/M operating system with editor, assembler and all standard utilities.
- No-glare amber monitor display screen for easy viewing.
- 80-character x 25-line display. 256 characters in 8 x 12-dot matrix cells.
- Two internal double-sided, double-density, double-track 5 1/4" slim-type mini floppy disk drives with 640KB formatted capacity.
- Interfaces for one Centronics printer and one RS-232C port.
- Optional interface for hard disk drive and for external 8" floppy disk drive.



LEGEND 880 OR SANYO PR 5000 Dot Matrix Printer

- 80 char/line or dot-image graphics
- Centronics parallel interface
- Tractors or Friction feed
- Pica, elite, condensed or proportional

Includes printer cable & full warranty

Letter quality Daisy Wheel Printer


- Letter-quality printer with 96-character daisy wheel printing element.
- Accepts paper up to 13 inches in width.
- 14 cps bidirectional printing.
- 10, 12 and 15 cpi printing pitches.
- Centronics parallel interface.
- Optional form tractor.

Includes printer cable & full warranty.

This complete package Computer & Printer lists for \$3194.00

ONLY \$699

ACCOUNTING FOR MICROS



\$395 Set of Four
\$325 Set of Three
\$465 Set of Five

ACCOUNTING FOR MICROS is a set of integrated accounting programs which meet professional standards. They're fast and easy to use, with complete instructions. Our manual (shown above) also includes helpful information on bookkeeping and computers.

GENERAL LEDGER \$125
 Allows up to 1,000 accounts & 1,000 transactions/month. Retains mo/end balances for Last year, This Year and Forecast. Includes Cash Disbursements, Cash Receipts and General Journals. Reports include Balance Sheet, Income Statement, Annual Summaries and Journal Reports.

ACCOUNTS RECEIVABLE \$125
 Allows up to 2,500 customers and 1,000 invoices per month. Invoicing can access Inventory Module. Keeps customer names and addresses. Invoice prints on plain paper or any pre-printed form. Statements can be printed at any time.

INVENTORY \$125
 Allows up to 4,000 parts. Keeps 3 month history of unit sales as well as year to date. With AR, can be used as point of sale system (prints invoices, handles cash). Reports include Inventory Value and Stock Report, Internal and Customer Price List.

ACCOUNTS PAYABLE \$125
 Allows up to 300 vendors and 600 invoices/mo. Records invoices and hand-written checks. Prints computer checks on any pre-printed form. Keeps vendor names and addresses.

PAYROLL \$125
 Will handle up to 100 employees with eight deductions per employee. Deductions may be determined as fixed dollar amounts or percentages, or referred to a table for automatic look-up. Tax tables are easily entered, or purchased separately. Prints checks and W2's.

SET OF FIVE \$465
SET OF FOUR \$395
SET OF THREE \$325

RUN ON MOST CPM AND MSDOS

Apple CPM	IBM PC, XT, PC jr, AT	Sanyo (all)
Columbia	Kaypro (all)	Tandy (all)
Compaq	Morrow (all)	TeleVideo
Corona	Osborne (all)	Zenith 100 & 150
Eagle (all)	Panasonic	8" CPM
Epson QX-10	Radio Shack CPM	Other compatibles

DEMO DISK
\$18.00



Try all 5 programs above (GL, AR, AP, IN, PR). Order our DEMO DISK for \$18.00 (includes shipping). Condensed versions of the programs give you the "feel" of data entry and access. Includes sample reports and instructions. Specify machine.

TMAN \$125
 The "Catch-All" program. Files any type of information for quick access. Name or subject oriented with 15 lines of notes per name. Use TMAN as a mailing list, filing system, notebook, etc. Can be used alone or with data from our other programs.
 Try **TMAN DEMO** \$16

HOW TO ORDER: Please specify machine and disk format. You can pay by check, by VISA or MasterCard (we need your expiration date and card number), or by UPS COD (add \$2.50 COD charge). Our price includes shipping. Minnesota residents, add 6% sales tax. We ship most orders the same day.
ORDER BY PHONE: 612-339-2521

James River Group
 INCORPORATED



(612)339-2521

125 North First Street
 Minneapolis, MN 55401

continued from page 47

attributes. Setting attribute F1 on the executable CMD file, allows the word processor to access the overlay from multiple terminals.

A more serious problem associated with not closing files is the FCB table space. As mentioned earlier, the BDOS keeps a copy of each FCB internally. The space to keep FCBs is limited since CCP/M restricts the number of files a single process may open at once and how many open files may be contained in the entire system. The exact limits are set at system generation time. Typical values are 32 open files per process, 32 locked records per process, and 60 system wide open files and locked records. These values vary among implementations and installations.

Programs which open many files will often crash with the BDOS error message "OPEN FILE LIMIT EXCEEDED". This commonly occurs in file copy programs where files are opened to read and copy to the destination. However, the source files are never closed after completing the read cycle. Under CP/M-80 and CP/M-86 this presents no problem as files which are only read could remain in an open state even after completing the read from the file. So watch out and close your files even if you only read them!

Another common problem which only occurs with the CCP/M BDOS is opening the same file more than once. This happens especially when creating a new file. Often the F_MAKE (Make a file) function call is executed to create a new file in the disk directory if the file does not already exist. Many programs follow the

F_MAKE call by a F_OPEN call (Open file). The problem is that the F_MAKE call already has opened the file for output. The BDOS will keep track of the number of times you open the same file, and expects a close operation for each time the file was opened. Most programs, however, will only close the file once and thus the file is really still in an open state and not accessible from other processes. There is no need to open a file after the F_MAKE call, and this should be fixed when translating CP/M-80 programs to run under CP/M-86 and CCP/M.

THE XIOS

The XIOS (eXtended Input Output System) is similar the BIOS under CP/M-80 and CP/M-86. The XIOS contains all the device drivers which interface the operating system to a particular hardware configuration. The quality of a system can greatly depend on how well the device drivers are written. As under any multi-tasking operating system, the character and block devices should be interrupt-driven and buffered. Also a general interface between the character devices and application programs can be included in the XIOS. CPM currently does not provide any function calls to set communication parameters such as baud rate and handshake protocol on serial ports. A well written XIOS will include entry points for user programs to perform these functions properly. A carefully and well designed XIOS can make a big difference on how the computer performs under severe loads.

WHAT ELSE

What else is there to talk about? Lots! So far we have only covered the obvious differences between the single-user and single-tasking CP/M-80 and CP/M-86 operating systems compared to CCP/M. We have also looked at some of the logical modules that make up the operating system. In the next part of this article I will discuss the remaining modules and also present some of the internal data structures in CCP/M such as the SYSDAT page, CCBs, PDs, and UDAs. I will include some programming examples making use of the fields in the above structures.

Alex Soya has been involved with CP/M for over 8 years. He is currently a computer science senior at Florida Institute of Technology. His interests include Operating Systems, Data Communications, System Utilities, Real Time and Scientific Programming.

THE CHALLENGER XT-186

SINGLE BOARD COMPUTER


FULLY IBM COMPATIBLE BUT FOUR TIMES FASTER

STANDARD FEATURES:

- Intel 80186 CPU, 8 MHz
- On-board 640K, parity checked RAM memory
- 8 slots for I/O Interface Board
 - 6 - 8 Bit Data
 - 2 - 16 Bit Data
- 4 channel 8237 DMA
- 8 channel 8259 Interrupt
- 3 channel 8253 Timer
- IBM PC-AT-like Bus with true 16 bit data path

OPTIONAL FEATURES:

- 10 MHz operation
- 8087 Numerical Processor Support
- **New** ROM BIOS Version 2.0



The Challenger XT-186 offers full IBM PC-XT compatibility. It supports industry standard operating systems: MS, DOS, PC-DOS, 1.0 through 3.1, UNIX and CP/M and runs all existing software with higher performance. The XT-186 mother board can directly replace any existing PC or PC-XT mother board, as it has the same physical dimensions and mounting holes. The Intel 80186 and 640K on-board 16 bit path RAM makes the XT-186 the fastest PC currently available.

MOTHER BOARD, 8MHz, 640K RAM, 8 I/O slots

NEW LOWER PRICE \$695.00

The XT-186 ROM BIOS version 2.0 supports the IBM PC-AT combined Hard Disk/Floppy Controller on the Challenger XT-186 mother board. With the new ROM BIOS installed the XT-186 can support two 1.2 MB floppy drives and two hard disk drives with the same fast access time of the IBM PC-AT. No other XT compatible system can offer either the speed or the disk storage (230 Mbytes maximum) capacity of the XT-186.

XT-186 ROM BIOS version 2.0 Upgrade Kit

\$50.00

ADD-ON CARDS:

Color Graphic Board:

RGB and composite. 320 x 200 Color / B&W, 640 x 200 B&W only,
light pen input..... **\$120.00**

Multifunction I/O Drive Card:

Floppy control, 1 serial port, (second serial port optional) 1 parallel port, 1 game port, calendar clock with battery backup. **\$140.00**

Monochrome Graphic/Printer Card:

Two graphic pages with a resolution of 720 x 348, software supplied to allow the use of the basic graphic command, centronic parallel printer interface **\$140.00**

Visa and Mastercard Accepted

Please Add \$3.00 Shipping

HOLLISTON COMPUTER

P.O. Box 615, Chepachet, R.I. 02814

401-568-0522

IBM PC-XT-AT, PC-DOS are trademarks of International Business Machines Corp., MS DOS is a registered trademark of Micro-Soft Corp., CP M is a registered trademark of Digital Research, Inc.

MEX-PC

by Dennis N. Quinn

In the beginning, there was Ward Christensen's MODEM2 written for CP/M systems, and capable of file transfers over telephone lines at speeds up to 1200 baud. A protocol known as XMODEM, it permitted file transfers with a certainty approaching 99%, thanks to an error checking technique known as *sum-checking*.

Over the years, MODEM2 became MDM7, and many users added features that made it more reliable, including a better error-checking technique known as cyclic redundancy checking (CRC). MDM7 was not the only telecommunications software in the world; there was YAM (Yet Another Modem), written in C, which had a small but enthusiastic following; there were a number of commercial products; there were a number of home-grown programs, largely attempting to duplicate (with varying degrees of success) the capabilities of MDM7. But virtually everyone used MDM7.

Then came Ron Fowler. Rumors began to appear on bulletin boards that he was writing a new telecommunications program, called MEX, and that it was to be the *next generation* of telecommunications programs. When it became available, I downloaded MEX100.LBR from Dave Hardy's Technical Bulletin Board System in Detroit. It was a big library, containing lot's of documentation and, for the first time, in a public domain telecommunications program, an on-line help facility.

I followed the installation instructions, and in about an hour MEX was up and flying on my KayPro. It took some getting used to (the command structure was totally different from that of MDM7), but the on-line help facility really helped. After a few hours behind the wheel of MEX, I vowed I would never go back to MDM7. And I haven't.

I didn't use all of Mex's features. I didn't use the CIS (CompuServe Information Systems) file transfer protocol supported by MEX, because I don't have a CompuServe membership. I didn't use the READ command other than to do some off-line initialization for the various environments. I had no confidence in my ability to set up a READ file for automatic login at a remote system, and I didn't (and still don't) see the need.

THINGS I LIKED

I liked the feature in MEX which allowed multiple telephone libraries that

A Modem Program For The Advanced PC User

could be loaded dynamically. One set for local bulletin boards, one set for long-distance, one set for commercial systems, etc. I used my KayPro at work as well as at home, and so I had a telephone library for work which included the *dial 9* prefix that was required, and I had a library for home which had some of the same systems plus some others, minus the 9 prefix. That was really nice.

I really liked the CLONE command, permitting the user to make changes to the various switches and flags and then save an executable version of MEX having all those changes built in.

I liked the STAT command, which permitted the user to customize MEX to the way he or she preferred to use it, then make changes without reassembling in the event the selected options didn't work out.

MEX, unlike MDM7, was a program you could *play with* until you got it right, and you didn't need the source.

Prior to the release of MEX, about 95% of all telecommunications users used the MDM7 program; two years later the user base is split, about 60% for MEX and 35% for MDM7.

ENTER THE IBM-PC

As more and more people began converting from CP/M to PC/MS-DOS based systems, a vacuum formed. MDM7 was not available for the PC and compatibles until 1984, and MEX was initially targeted for the CP/M systems. Programs appeared, mostly written in BASIC, to fill the gap. Early in 1985, Ron finally released a commercial version of MEX for the PC, translated from 8080 to 8088 assembler language by Al Jewer, the sysop (system operator) of the Fort Fone File Folder system. MEX-PC, as the product is called, comes with a user's guide professionally printed and shrink-packed in plastic for insertion into one of those down-sized three-ring binders IBM made popular. The User's Guide, written by Rob Fixmer, replaced the document file accompanying the public-domain version

of MEX and contains considerably more information.

MEX-PC is roughly equivalent to the public-domain version of MEX, with some added features. Most need lots of memory. Users familiar with the public-domain version of MEX will be able to use MEX-PC (though not to its fullest extent) immediately.

INSTALLATION

Installation involves two steps: First, backup the MEX-PC files or copy them to a hard disk; a batch file is provided for this. Second, install the overlay for the modem you will be using. Overlays are provided for the Hayes Smartmodem, Novation Smartcat, Racal-Vadic VA212 and VA3451, CTS Companion, PCjr internal modem, Racal-Vadic Maxwell, and Cemetek/Infomate 212 modems.

In addition, the Smartmodem overlay source is included, so if your modem doesn't appear in the list above, and if you have experience writing 8088 assembler code and have access to the IBM macro assembler and link editor, you can build the overlay for your modem. That seems like quite a few if's to me, but then again I never cease to be amazed about the expertise out there.

Anyway, the procedure for building a MEX-PC version for your modem is simplicity in action: just run the distribution version of MEX-PC, use the LOAD command to load the overlay of your choice, and the CLONE command to save your tailored version of MEX-PC. It comes, by the way, preconfigured for use with the Hayes Smartmodem.

There is also a version of MEX-PC called *MEX-86* which does not have terminal, keyboard, or modem overlays installed. The source modules for the IBM-PC terminal controller and the keyboard controller are included, and can be modified to suit your system if it is different enough from the IBM-PC to warrant it. Note, however, that only so much difference will be tolerated; MEX-PC makes direct BIOS calls for a number of things, and if your computer does not have a similar BIOS, you're out of luck.

OPERATION

Operation of MEX-PC begins by connecting your modem to your telephone line and to the COM1 port of your computer. A *straight through* modem cable should be

used. If your modem will be more than six feet from your computer, use a shielded cable rather than one of the less expensive ribbon-type cables. This becomes more important if you will be running at the higher speeds, especially 2400 bps.

Once your modem is connected, bring up MEX-PC by typing *MEX-PC*. You will immediately see the prompt

```
[MEX] A:))
```

The information inside the square brackets (*MEX*) can be changed with the *ID* command, and if you are using sub-directories, the full path will appear after the disk identification (unless you turn that feature off with the *STAT PATH* command). The double greater-than signs are used within *MEX-PC* to indicate that it's your turn to type.

Now tailor *MEX-PC* to your own personal preference. Use the *STAT* command to change the various flags, triggers, and so forth that control the operation of *MEX-PC*. Use the *TSET* command to control the way the terminal overlay handles output to your monitor, and the *SET* command to control the way the modem overlay handles output to your modem. The manual is pretty useful, but you will also need to refer to the *READ.ME* file, included on the distribution disk, for changes since the manual was printed. Unfortunately, neither the manual nor the *READ.ME* file is organized for easy reference to these commands. While the organization of the manual is pretty good, it is not complete because *MEX-PC* has been enhanced several times since the manual was printed, so be prepared for a lot of searching and reading before you are ready to go.

There are two ways you can tailor *MEX-PC*:

1. You can change variables using the *STAT*, *TSET*, and *SET* commands and use the *CLONE* command to save the object program with the changes intact, or
2. You can put the commands to customize *MEX-PC* into the *INI.MEX* file. The *CLONE* command is used only once; you turn *INITFILE* on with the *STAT* command and *CLONE MEX-PC*. From then on, when you execute *MEX-PC* it reads your *INI.MEX* file and applies the customization commands.

I prefer the second approach, mainly because I can text-edit *INI.MEX* and see just how far my running version of *MEX-PC* is from the distribution version; that way, if I upgrade to the next revision, I don't have to sit down with the manual again to figure out what my selected options should be.

MAKING A CALL

MEX-PC supports a telephone library. Each telephone library entry consists of

the system name, the system telephone number, the baud rate, and a comment. The baud rate and the comment are optional. Unlike the public-domain version of *MEX*, *MEX-PC* appears to allocate memory for the telephone library dynamically, permitting you to have a very large number of entries.

After you build your telephone directory, save it with the *SAVE* command, specifying the name of the directory (your choice) with the extension *.PHN* (required). Even if you use the *CLONE* command to save your customized version of *MEX-PC*, always save your telephone library also; that way, if you ever have to return to the distribution version of *MEX-PC* you won't have to look up all those telephone numbers again.

You place a call in one of three ways,

1. By system name in your telephone directory: *MEX-PC* looks up the number, sets the baud rate (if one is specified), and issues the appropriate command to your modem to dial the number. In addition, *MEX-PC* displays the telephone number and your comment (if one is specified) on the monitor screen.
2. By telephone number: In this case, you specify the number which you wish to call. You would do this if the number is not in your directory and you don't anticipate calling it frequently enough to justify entering it. *MEX-PC* displays the telephone number and issues the appropriate command to your modem to dial the number. No change to the baud rate is made automatically; you must use the *SET* command to change the baud rate if it needs to be changed.
3. Manually: In this case, you place *MEX-PC* into the terminal mode, dial the number on your telephone, and when the remote system answers, issue the command to your modem to pick up the line. *MEX-PC* is not even involved in this type of call. Note that this is the only procedure which may be used for modems which do not have autodial capabilities.

MEX-PC has provisions for two special entries in your telephone library which contain the telephone numbers of alternate long distance services. By prefacing the number you are calling with the symbol representing the desired alternate long distance service, *MEX-PC* will string the two telephone numbers together when it sends the dial command to your modem. As with *MDM7* and the public-domain *MEX*, *MEX-PC* uses the symbols “(” and “)” to represent the two alternate long distance service telephone library entries. If you only use one such service, you may choose either of the symbols to represent your alternate long distance service in your telephone library.

DEFINING FUNCTION KEYS

MEX-PC allows you to attach alphanumeric strings (including control characters) to the ten IBM-PC function keys and to most of the alphabetic character keys. Only the unshifted variants of the function keys may be used (the function keys when used with the Shift, Control, and Alternate keys are treated as if they were unshifted by *MEX-PC*), and only the Alternate variants of the alphabetic character keys may be used.

MEX-PC also retains a holdover from the public-domain version of *MEX*, although no mention of this is made in either the documentation or the *READ.ME* file. There is a *STAT* variable called *ESC* which may be set to a *trigger* character. The distribution version of *MEX-PC* has this variable set to *none*, but you can set it to a seldom used character (such as *tab* or *escape*). When this trigger character has been defined, you can assign strings to nearly any key on the keyboard, even the *special* keys like the square brackets, curly braces, shifted numeric keys, and other punctuation keys. (You cannot assign strings to the cursor movement keys; nor can you assign strings to the unshifted numeric keys because *MEX-PC* will treat the numeric keys as if they were the function keys.)

After you build your function key library, save it with the *SAVE* command, specifying the name of the library (your choice) with the extension *.KEY* (required). Even if you use the *CLONE* command to save your customized version of *MEX-PC*, always save your function key library also.

You may use your function keys either in the command mode or in the terminal mode. In the command mode, *MEX-PC* executes the string associated with the function key (it should be a valid *MEX-PC* command), and in the terminal mode, *MEX-PC* transmits the string associated with the function key to the remote system.

WHEN YOU'RE ONLINE

MEX-PC has three modes of terminal communications:

1. It expects the remote system to echo the characters you type back over the telephone line, where it receives them and displays them on your monitor screen. This is the normal arrangement when you dial in to a bulletin board system or a host mainframe system.
2. It echoes the characters you type on your display screen and expects the remote system to do likewise. This is the arrangement normally used when two people connect their computers together over the telephone line and both have similar terminal communications programs.
3. It echoes the characters you type on your display screen, and it echoes the

characters typed by the person at the remote back over the telephone line. This is the arrangement normally used when the person at the remote is using a *dumb* terminal.

MEX-PC permits you to access a remote system over the telephone line just as if you were using a terminal connected directly to the remote system. Most of its features are designed to make this access easier. MEX-PC does not perform terminal emulation, in which the control keys, cursor movement sequences, etc, of certain popular *dumb* terminals (like the DEC VT-100, the Lear-Siegler ADM3A, etc) are simulated. If you are dialing in to a mainframe computer which expects the remote terminal to be one of these *dumb* terminals, you should look into a commercial communications package which provides terminal emulation. MEX-PC won't help you.

FILE TRANSFERS

MEX-PC provides file transfers using two protocols: The *XMODEM* protocol used by most bulletin board systems, and the *CIS* protocol used by CompuServe. No variation of the *CIS* protocol is provided, but because of the variety found among the various bulletin board systems around the continent, MEX-PC allows the following variations on the *XMODEM* protocol:

1. CRC or Checksum. You may select either of these methods for verifying that each block of a file transfer arrived correctly. The CRC method is more popular because it is more reliable than the Checksum method, but some bulletin board systems cannot use the CRC method.
2. Block size. You may select either the standard 128-byte block size or the new 1024-byte block size for file transfers. The 1024-byte block size is very new and not all bulletin board systems can handle it. If you use the 1024-byte block size, you can expect a decrease in file transfer time. At 300 baud, the decrease is less than 1%, but at 2400 baud, the decrease is over 7%.

MEX-PC also permits batch file transfers, in which many files can be transferred with a single command. Currently, this is only usable when there are humans on both sides of the connection; bulletin board systems using the *XMODEM* program are not capable of taking advantage of this feature.

With the *XMODEM* and *CIS* protocols, any type of file (including object programs) can be transmitted. This is because both of these protocols make use of all eight bits of each character, relying on other error checking mechanisms to verify that the data arrived correctly.

OTHER FEATURES

MEX-PC has many other features, all designed to make telecommunications easier. These include:

- Any DOS command or program may be executed within MEX-PC with control returning to MEX-PC.
- Text files may be displayed on the screen pausing at the end of each page while you look over the page.
- Sophisticated script files may be constructed which will lead MEX-PC through virtually any operation, including logging on to a system, checking for mail addressed to you, collecting the mail in a file on your computer, transferring files, etc.
- Files can be deleted, renamed, copied, and printed.
- The dialog between you and a remote system can be captured in a file or on your printer.
- The full directory capabilities of MS-DOS are supported.

CONCLUSIONS

While MEX-PC is not really the *next generation* in terminal communication programs, it does represent a major advance over its predecessor, MDM7. A few things are lacking, but I feel certain those things will eventually appear. They include:

- Background file transfers. While your computer and the remote system are involved in a file transfer, all you can do is twiddle your thumbs. It would really be nice if MEX-PC would return to the command mode during a file transfer, allowing the user to do other things. This would, I admit, involve considerable programming, including interrupt-driven communications routines, but I predict that MEX-PC will have this feature very soon.
- Terminal emulation. As mentioned above, MEX-PC does not have the capability of emulating a *dumb terminal*. But provisions exist within the program to install a terminal overlay, so this feature, too, could be offered.
- Remote access. It would be really nice if you could leave your home computer turned on while you are at work, then dial in to your home computer from your work computer and transfer files. I received a preliminary version of just such a module, called the *remote operation module*. A lot of work needs to be done on the module, but it's on the right track.

A flyer included with the review package indicated that terminal emulation would be available soon, and a price of \$29.95 had even been established for the terminal emulation package. According to the flyer, "overlays will soon be available for emulation of other terminals, beginning with the DEC VT-52," and the package "gives your computer the flexibility to emulate most functions of other popular terminals

AS WE GO TO PRESS

NightOwl Software has informed us of several added features to MEX (now version 1.6) since this review was prepared. They are: On-line help, Optional menu-driven operation with built-in help window, Kermit protocol, YMODEM batch protocol support, MS-DOS path support, expanded file transfer screens (details #Kbytes and % transferred, time remaining and full error and status reporting), real-time clock support, color support, and script file programming language enhanced.

An optional MexPack (\$99.95) is now available adding: Terminal emulation (DEC VT 100, Teletype 925, ADM3 and Data General Dasher D100/D200), access computer from a remote location with password protection, and ability to run *well-behaved* MS-DOS programs remotely via SHELL function.

such as VT-52, VT-100, TV-920, ADM-3A, and others." The package was supposed to be available "in May, 1985." I do not have any further information.

Would I recommend the purchase of MEX-PC? Absolutely. First of all, it's the only telecommunications package for the PC with so many features at under \$100. Secondly, it is the only package that supports the CRC error-checking capabilities of the *XMODEM* protocol, and it is the only package that supports the new 1K-byte block length. Finally, it does what it does quite well; and if you know how to use the public-domain version of MEX, you will be able to pick up MEX-PC and run it with a minimum of training. Good job, Mr. Fowler, good job.

continued from page 39

A program may thus query MS-DOS to determine which country the computer is being used in, and adjust formats accordingly. By itself the *COUNTRY* statement does nothing.

A three character number specifies the country (e.g. United States = 001).

THE FCBS & LASTDRIVE STATEMENTS

FCBS allows you to specify the number of File Control Blocks (FCBs) that can be opened concurrently.

LASTDRIVE sets the name of the last drive and hence the maximum number of drives you may access. The default is *E* and the range is *A* through *Z*.

IN CONCLUSION

The *CONFIG.SYS* file facility of MS-DOS allows users to easily reconfigure many system features. This is a considerable improvement over CP/M which required considerable assembler level programming skill to make comparable system configuration changes.

What you see is what you get . . . and send!

Transfer Protocol: Modem7/CRC Packet Size: 128 Files: 1

Block #	of	Kbytes	%	Time Remaining	Errors			Total Kbytes
					Consec	File	Total	
31	522	3	5	5:06	0	0	0	3

Errors:
Status: Transfer in progress
[MEX File Transfer]



[CTL-C to abort]

Sending: >ANYFILE.AQC

Announcing Version 1.6 of **MEX**, the communications software with a view from the top. Regardless of your level of sophistication, **MEX** can put you on top of the data transfer game and keep you there. For the executive on the go, our new pull-down transfer screen and easy-to-use menus reduce the complexities of modem communications to a few keystrokes. For the advanced user, **MEX**'s greatly enhanced script processor offers a complete programming language for development of highly secure custom applications. If communication is money in your business, **MEX** may be the best investment you make this year.

Two options available:

MEX-PC is the most complete modem software you can buy. Allows you to switch between menu-driven and command-driven communications at will. Makes full use of Hayes AT command set, with overlays available for most other modems. Features include: complete script processor programming language; user-definable keystrokes; auto-dial and auto-baud-set phone libraries; all popular protocols, including MODEM-7 batch transfers. **\$59.95***

MEX-PAC — All the features of MEX-PC, plus:

- () A remote module that allows you to run your office computer from home, and vice versa; and
- () Terminal emulation that lets your PC masquerade as a DEC VT52/100 or Teletype 925 terminal for on-line communication with mainframes. **\$99.95***

XMODEM CRC/XMODEM CHECKSUM/KERMIT/COMPUSERVE A/128 or 1K BLOCKS

Versions available for IBM-PC and compatibles, Tandy 2000 and most CP/M machines.

MasterCard, VISA welcome

**Give us a toll-free call at
1-800-NITEOWL**

In Wisconsin, 1-414-563-4013

* plus shipping. Wisconsin residents add 5% sales tax.

NightOwl Software, Rt.1 Box 7, Ft. Atkinson, WI 53538

FOR THE Z-100

Conforms to
IEEE -696 (S-100)

**A low-cost high-performance
memory board from
Software Wizardry, Inc.**

- Up to 1 megabyte on a single card with parity error checking
- On-board clock/calendar with software
- The only memory card not manufactured by ZDS that is specifically designed for the Zenith Z-100
- Emulates the Z-205 registers for complete present and future Z-100 compatibility
- Runs at 8 MHz with no wait states (when loaded with 150 nanosecond chips)
- Ramdrive software included
- Supports 24 bit addressing

List price: **\$395** (unpopulated)
\$520 (with 1 megabyte)



Software Wizardry, Inc.
1106 First Capitol Drive
St. Charles, MO 63301
(314) 946-1968

ConIX & ConIX Tools

by Steven D. Kapplin

INTRODUCTION

ConIX (Console Input Executive Ver. 22.11f) is a Console Command Processor (CCP) replacement for CP/M. It is similar to products such as Microshell (TM), C/NIX (TM), CLIP (TM), and ZCPR3 (partially in the public domain), each of which replaces CP/M's CCP. ConIX differs from these other products because it provides more features and a better implementation at a lower cost.

ConIX, along with its tools, provide the following:

1. 36 resident commands (CP/M provides 6), including multiple commands on the command line, and a type-ahead buffer. (Additional commands are available in the latest revision.)
2. UNIX-like I/O redirection and pipes.
3. A programming environment which includes a programming language somewhat like C having control and branching structures and 31 resident programming functions.
4. A Memory Management system to allow the user to control the amount of memory ConIX uses and, conversely, to control the amount of memory available to transient programs.
5. A print spooler using either memory or disk.
6. Extended disk and user area support. Provides a virtual disk facility and supports all 32 user areas available under CP/M.
7. Disk-based variables which can be used to store frequently used strings as function keys for systems which do not support function keys.
8. A user interface which can be used by assembly-language programmers for development of utilities needed to interface with the ConIX environment.
9. A set of transient utilities to provide library archiving, compilation of programs written with the ConIX language, an on-line help facility, and more.
10. A facility to alter the ConIX environment to the user's specification either on a permanent or temporary basis, either in memory or through the command line.

A CP/M CCP Replacement With UNIX-like Features

11. A pull-down menu system and complete on-line manual (help) system.
12. A set of 25 library utilities which provide named directories, named directory manipulation, file manipulation, a debugger, and more.

ConIX has been around since November 1983, so the product has had an opportunity to be fine-tuned. The version I reviewed is 22.11f (which refers to CP/M 2.2, ConIX version 1.1f.) The latest version is 22.12a.

INSTALLATION

Installation is very easy. Minimum system requirements are CP/M 2.2 and 48K memory. An installation program is supplied with the ConIX file in relocatable form. The installation program prompts the user for all input with an explanation of what is required. ConIX can be installed at a target address anywhere within the system's memory, if the user so directs. Unless told to do otherwise, ConIX will install itself directly below BDOS. Once the target address is set, the installation program produces a relocated image called CONIX.COM. When this program is executed it installs ConIX at the designated target address.

During the installation, the user may select certain ConIX features. These include the virtual disk (called ExpanDisk) capability, patching BDOS error vectors, and patching the BIOS addresses to implement I/O redirection through BIOS calls. If you have a non-standard implementation of CP/M, you may not be able to patch BDOS

and/or BIOS. If you cannot patch the BDOS error vectors, the virtual disk capability will be lost. The BIOS patches are required for I/O redirection from programs which use the BIOS for I/O instead of BDOS.

When executed, ConIX calls a startup program called PROFILE.COM. PROFILE.COM takes input from PROFILE.SET. If PROFILE.SET does not exist on the default drive, then PROFILE.COM creates a file containing a simple sign-on greeting. Normally, the user would create a PROFILE.SET through ConIX's pull-down menu facility or by using an editor. PROFILE.SET contains a list of commands recognized by ConIX which are used to set up the desired ConIX environment.

Setting up a ConIX environment involves using the built-in command OPT. There are currently 42 options which can be set by the user. If the desired option settings are included in PROFILE.SET, then upon cold boot those will be the default settings. As an example, my PROFILE.SET contains the following option settings:

```
opt +sa           ;enable auto search
                  ; of archive for
                  ; command
opt +s1 24       ;sets screen paging
                  ; at 24 lines
opt +cs ^Z       ;sets clear screen
                  ; code to ^Z
opt +xs .ovr .txt ;enable auto search
                  ; for files with ex-
                  ; tents .ovr & .txt
opt +sp :0       ;set initial search
                  ; path to A0
opt +pf g:0      ;place all temp files
                  ; on drive G (my RAM
                  ; disk)
```

These options can also be set or reset directly from the command line.

INPUT/OUTPUT REDIRECTION

ConIX supports UNIX-like redirection from the command line using standard UNIX symbols. Pipes are implemented as redirected output from one program to a temporary file, then as redirected input from the temporary file to the next program in the pipeline. ConIX does not automatically erase temporary files after they're used. Pipe files can be written to memory or to a disk file. A ConIX option lets the user select where pipe files will be written. I/O can be redirected to files, devices, or memory. All

the standard CP/M devices are recognized, including a NULL: device for use as a bit bucket. ConIX also provides for user definable input and output device drivers. Options are available to control the number of lines or characters read (or written), filter special characters, expand tabs, etc. during I/O redirection.

The redirection facility is sufficiently extensive to permit virtually any permutations the user may need for efficient use of ConIX, and it ties in well with the programming language.

THE PROGRAMMING LANGUAGE

ConIX features a powerful programming language called XCC. Unlike most other products which also provide some type of programming environment, XCC is a compiled, structured language, similar to CBASIC. Source code is compiled using ConIX's compiler, XCC.COM. The compiled code is quite compact, thus saving disk space. Unfortunately, the compiled programs only run under ConIX.

All of ConIX's built-in commands can be used, and there are additional functions provided for performing string comparisons, number tests, number conversions, system-status tests, etc. The language provides control and branching instructions like IF-THEN-ELSE-ENDIF, WHILE-DO-ENDW, SWITCH/CASE, GOTO, and GOSUB. Error trapping and recovery commands are also provided.


The language syntax is a bit unusual, because there are no named variables (named variables are now provided in the latest release of ConIX.) Rather, variable contents are simply stored in or retrieved from memory addresses. Below is a sample program fragment to send commands to a printer.

```
#Program to send control sequences
# to the printer
#Command syntax:  SETPMR <opt>

if scmp "$1" "=" ""; then
    exit
endif
substr 0 1 " U$1" > @1000
switch "$@1000"
    case "D"
        #Draft mode - esc[0y
        echo ~^~[~[0\y\\ > :1st
        exit
        sbrk
    case "C"
        #Correspondence mode - esc[lly
        echo ~^~[~[1\y\\ > :1st
        exit
        sbrk
    default
        echo "Option Error -- Aborting"
        exit
endsw
```

The program first tests the command line variable, \$1, to see if it contains any characters. (Although this program fragment only uses one command-line variable, ConIX allows up to 255 command-line variables.) If not, then exit the program. Otherwise the program takes the first character of the \$1 variable (this would be a command line option), converts it to uppercase (_US1)

It's 3 AM !



Do you know where your bugs are ?

This C programmer is finding his bugs the hard way...one at a time. That's why it's taking so long. But there's an easier way. Use

PC-Lint

PC-Lint* analyzes your C programs (one or many modules) and uncovers glitches, bugs, quirks, and inconsistencies. It will catch subtle errors before they catch you. PC-Lint resembles the Lint that runs on the UNIX* O.S., but with more features and some awareness of the 8086 environment.

- Full K&R C
- Supports Multiple Modules—finds inconsistencies between declarations and use of functions and data across a set of modules comprising a program.
- Compares function arguments with the associated parameters and complains if there is a mismatch or too many or too few arguments.
- User-modifiable library description files for most major compilers.
- All warning and information messages may be turned on and off globally or locally (via command line and comments) so that messages can be tailored to your programming style.
- All command line information can be furnished indirectly via file(s) to automate testing.
- Use it to check existing programs, programs about to be exported or imported, as a preliminary to compilation, or prior to scaling up to a larger memory model.
- All one pass with an integrated preprocessor so it's very fast.
- Has numerous flags to support a wide variety of C's, memory models, and programming styles.
- Price: \$139.00 MC, VISA (Includes shipping and handling) PA residents add 6% sales tax. Outside USA add \$10.00
- Runs under MS-DOS* 2.0 and up, with a minimum of 128Kb of memory. It will use all the memory available.

Trademarks: PC-Lint (Gimpel Software), UNIX AT&T, MS-DOS (Microsoft).

NEW!! Amiga - Lint
Special Introductory Price
\$98.00

GIMPEL SOFTWARE

3207 Hogarth Lane • Collegeville, PA 19426
(215) 584-4261

and redirects output to memory address 1000H. The case structure then tests the value stored at 1000H and branches according to the test. If an incorrect parameter is entered as a command-line option, the default case prints a simple error message and exits the program.

The '~' is a special ConIX symbol which causes the next sequence to be accepted as a control character (^ []). The '\ ' backslash causes literal interpretation of the next character. The '\ \ ' truncates the <crLf> sequence sent after a normal "echo".

The language is certainly powerful enough for any ordinary string or integer-related problems. The drawbacks of the language are its unusual syntax for handling variables and its speed. In comparisons of looping benchmarks, the language is be-

tween 10 to 20 times slower than interpreted BASIC.

MEMORY MANAGEMENT

This feature is unique to ConIX. ConIX provides the ability to tailor the amount of space ConIX uses (with corresponding changes in available ConIX features). Normally, ConIX requires about 28K of memory, (occupied from the top of memory and extending downwards towards the base of CP/M) leaving the user with 28K of TPA in a standard 64K CP/M (assuming 8K for CP/M). Of course that isn't large enough for many programs, such as Wordstar. Because Wordstar doesn't need all of ConIX's features in order to operate, most of ConIX can be "managed out" to provide memory space. This is accomplished through Con-

Desktop Publishers, Int'l.

PC/PROFILER™

Turbo charge your software. Take three minutes to find out where your program is spending its time. In that amount of time PC/Profiler will provide you with invaluable information about which routines are slowing your program down. PC/Profiler can be turned on/off during program execution. Typically, execution speed goes up 50 to 500 percent once the offending functions are located and improved. Works with any compiled language system compatible with LINK.EXE or PLINK(tm)-86. \$150.

PC/MAKE™

End program recompilation busy work! Using an easily designed ASCII script MAKE calculates which modules need to be recreated based on file creation times. This product is a must for programmers developing with multiple modules. Command line flags allow forced recreation of a single file, all files, or groups of files named in a command file. A "no execute" flag allows previewing the actions MAKE will take. #defines with C-like arguments simplify MAKE script changes. Many examples and an instructive manual included. \$75.

Great offer!

Amazing offer!

PC/MAKE + PC/PROFILER: \$175 — \$50 savings

RUN/C--The C Interpreter™

Full K&R C interpreter with integrated full screen editor. Quick to learn and use. Ideal for learning C, mastering functions, working with interrupts, q&d debugging, testing out ideas. Immediate mode. PC BASIC-like graphics built in. 8087. \$120. Send \$10 for demo.

RUN/C Professional

All the above features plus Loadable Libraries™ which provides a great interpreted environment for any .LIB or .OBJ routine created with the Lattice large model C compiler. Quickly create loadable versions of the Halo™ C-Food™ C-Utility™ functions you use. Load and unload multiple libraries in less than a minute. Complete C source-level debugging including multiple breakpoints, single stepping, etc. Interrupt program execution and determine/change the value of any variable. \$250.

Desktop Publishers
151 First Ave.
New York, NY 10003
(212) 473-2309

PS™

True proportional spacing supported for Diablo-compatible printers. What you see is what you get. Fast, fully menu-driven system with true footnotes, headers, footers, mailmerge. PS takes the drudgery out of creating printable mathematical formulas with on-screen preview of equations, forms, line graphics and text. Macro language built in. Thousands of users in the academic community. PS Scientific: \$495. WP version: \$350. Send \$10 for demo. **This ad LaserSet(tm) with PS.**

Desktop Publishers (tm) PDS

Three megabytes of the finest public domain software utilities and word processing aids. many gems. \$49.

EC™

Windows. Large model editor. DOS scroll and recall. Fast. Many C-oriented features. Invaluable. \$50.

All products carry a 30-day money back guarantee.

Prices guaranteed through May, 1986. Shipping and applicable taxes not included. General requirements: All products require MS-DOS (PC DOS) 2.0 or greater. PC/Dvorak! requires IBM PC or XT. EC requires PC or compatible. PS requires PC, Victor or Apricot. RUN/C is available for PC compatibles or MS-DOS systems with ANSI.SYS. Trademarks: Desktop Publishers, RUN/C -- The C Interpreter, Loadable Libraries, PC/Profiler, PC/MAKE, PC/Dvorak!, LaserSet and Age of Reason are trademarks of Age of Reason Co.; PS TM Scroll Systems, Inc.; EC TM C Source, Halo TM Media Cybernetics; CUtility Library TM Essential Software; Lattice R and C-Food TM Lattice, Inc. PLINK-86 TM PCPC, MS-DOS TM Microsoft, UNIX TM AT&T, IBM R International Business Machines, Inc.

Mastercard / Visa / Eurocard

IX's memory management facility.

There are eight levels of ConIX, each of which can be successively managed out. Level 1 is all of ConIX, while Level 8 is only a 1/2K system loader. As each successive level of ConIX is managed out, more memory is freed and fewer ConIX features are available. A handy utility called FREE is supplied on the distribution disk for determining the amount of free space currently available. Memory can be managed on a permanent basis using the OPT mm command, which sets the memory level until it is reset with OPT. However, memory can also be managed temporarily for an individual command using a command line

options (there are currently 19 command line options.) The command line, "[m=6] ws <cr>", sets memory to level 6 and executes Wordstar. When Wordstar finishes executing, ConIX will reload that part of itself which was managed out by the [m=6] portion of the command line.

PRINT SPOOLING

The print spooler is implemented either in memory or using disk resident storage. The spooler can be as large as 8 megabytes. A RAM disk provides quick spooling (it takes only a few seconds to write a 64K file to the spooler), however, it would take somewhat longer to write output to a floppy

Prices

ConIX - \$79.95 plus
Basic ConIX - \$49.95 plus
Programming Language Extension - \$49.95
ConIX Tools - \$50.00
Plus shipping & Handling

Computer Helper Industries, Inc.
Box 680, Parkchester Station, NY, 10462

disk. The spooler's size and location can be set using the ConIX OPT command. The spooler itself is probably worth the entire cost of the ConIX system!

LIBRARIES

ConIX implements library archives as an integral part of the operating system. However, ConIX libraries are not compatible with those created by the public domain programs LU and NULU. ConIX archiving utilities can store text or binary files and include reserved space for keeping the date, time, and a description of each entry. Like the public-domain programs, ConIX can execute a .COM file which is stored in a library. ConIX also implements automatic searching for an archive. A system option allows the user to designate the name of a default library. If a .COM file cannot be found in the search path, then ConIX will look for it in the default archive. By entering a special command-line option, the user can ask ConIX to search libraries other than the default library.

The ConIX archiver (ARM) is quite versatile, but is not as convenient to use as the public-domain NULU. I would urge the ConIX author to consider adopting the NULU approach to library manipulation.

EXPANDISK

The ExpanDisk feature permits attachment of any physical drives, such as A: and B:, to any logical drive identifiers up to the maximum number allowed under CP/M. Therefore, if you attempt to log into a non-existent drive, ConIX will ask you to insert a disk in the currently-logged physical drive. Further, if you get a disk-full error while trying to save a file, you can simply resave the file to the ExpanDisk logical drive, and ConIX will prompt you to put a fresh disk in the logged physical drive. You can now swap disks and save the file without losing your work. The ExpanDisk feature can be a real life saver for people working with WordStar or MBASIC when they run out of space on a disk. The fear of disk-full errors can be totally forgotten!

SYSTEM PROGRAMMER INTERFACE

ConIX includes extended BDOS calls which permit the user to write programs for directly interfacing with the ConIX system. Thus, ConIX provides an important feature

which only ZCPR3 provides — a means for the programmer to take direct advantage of the extended facilities of the new operating system. If ConIX had been around before CP/M gave way to MS/DOS, many commercial programs could have been enhanced through use of this operating system because of its far greater flexibility.

MISCELLANEOUS FEATURES

In addition to the features previously discussed, ConIX provides extended user-area support (all 32 user areas are accessible), automatic path and file extent searching, shell variables (52 variables) stored on disk, special character and function keys, upper and lower case characters on the command line, command interrupt and abort mechanisms, unlimited memory variables, environment-status variables, an integer-expression analyzer, command memory relocation, programmable machine-port I/O devices. Commands are also available for setting and getting file attributes, to login and reset drives, examine, change, copy, move memory, and much more.

CONIX TOOLS

This is a set of more than 20 utilities, written in the ConIX language (source is supplied). The utilities are divided into five groups. The first implements named user areas.

The second group implements hierarchical directories similar to Unix and ZCPR3. It includes two utilities, D and DSH (directory shell), which facilitate the use of named directories with programs that do not recognize named directories in the command line. They work very well, but are quite slow in operation.

The third group of utilities are for directory and file manipulation. These include MV (move), CP (copy), and LS (list directory) commands, utilities to recover erased files and review files for deletion, a link command, LN, which links files together for execution, and CHMOD for setting file attributes.

The fourth group of utilities provide tools to count lines in a file, strip hi-bits, expand tabs, split files into smaller files, type files, and print files.

Finally, there is a hard-disk backup utility, an interactive debugger, and a utility for processing multiple arguments (that repeats a command for all files on a disk).

A second library is promised which will provide tools to enable development of data-management programs using the XCC programming language.

FINAL COMMENTS

User support has been excellent. I have called the author several times and received excellent service together with a willingness to provide any assistance I might need. Computer Helper Industries, Inc. provides a one-year support package if you send in the

Save BUILD YOUR OWN IBM XT & IBM AT COMPATIBLE SYSTEMS Save

-Why Pay More-Build Your Own With Ease-Have Fun-Save a Fortune-
Introducing Super XT-16 Self-Assembly Kit
Assembled in Less Than 1 Hour with Screw Driver at SUPER LOW COST

- Including 640K XT-16 CPU Mother Board, 256 Installed, Color Graphic Card or TTL Monochrome Card, Floppy Disk Controller Card, One 1/2-height DS/DD Drive, Flip-Top Case, 135W Power Supply, Keyboard, Assembly Instruction and User's System Manual.

ONLY
\$695.00



- We will assemble at no charge.
- Turbo Kit — Add \$50

XT, AT CASE

- Same Dimension as IBM PC/AT
- For IBM PC/AT Compatible Mother Boards **\$119**
- Flip-Top For Easy & Quick Access to Inside ONLY \$60.00

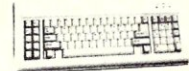


XT, AT POWER SUPPLY

XT-135W \$105.00 AT-200W \$169.00

XT, AT KEYBOARD

XT-LED for Cap Lock & Num. Lock
84 Keys **\$70**



AT-Same Layout as IBM PC/AT **\$109**

TURBO XT MOTHER BOARD

- TURBO XT 640K MOTHER/BOARD w/8 Slots IBM compatible. Runs at XT & AT speed. Fully TESTED & ASSEMBLED. W/BIOS - OK \$195.00

PC/XT ADD-ON CARD

- Disk IO Card \$139
- Turbo XT M/B \$195
- 384 Multifunction Card - Serial, Parallel, Clock, Game, w/Cables & Software - OK \$109
- Mono/Graphic w/Printer Card - Version II Hi-Res (Lotus 1 2 3) . \$109
- Color Graphic Card w/Manual . \$87
- Monochrome TTL Card \$70
- 512K RAM Card OK w/Manual . \$65
- Floppy Disk Controller w/Cable (handle 4 drives) \$55
- RS232C Card w/Manual \$40
- Parallel Printer Card \$30
- Game Card (supports 2 Joy Sticks) \$25

All Cards Fully Tested, Assembled & Warranted / School & Institutional P.O. Accepted
OEM Dealers Welcome - Please call for our Special Dealer Prices

ATLAZ COMPUTER SUPPLY

616 Burnside Ave. / Inwood, NY 11696 • Mail Order Hotline 516-239-1854

(IBM is a trademark of International Business Machines Corporation)

licensing agreement supplied with the distribution package. The license is not unlike that found in most software packages today. Updates are provided during the one-year period at a nominal cost to the user plus shipping and handling. Further, purchasers are offered additional discounts on new ConIX products.

Documentation consists of two typeset manuals. The first covers the basic elements of ConIX including installation, commands, etc. The second provides a detailed discussion of the ConIX programming language. A summary page at the end of each chapter acts as a quick reference guide.

In summary, ConIX is a superb product at a reasonable price. I am not one who

usually buys expensive software. At the current price, ConIX is a bargain. Simplicity of installation, extensive command structure, total compatibility with CP/M, an excellent programming language, and the uncomplicated provision of many desirable features of UNIX and ZCPR3, along with excellent documentation and a low price recommend its purchase.

Steve Kapplin is Associate Professor of Real Estate and Finance at the University of South Florida. He has been an active "hacker" since 1981. He can be reached via CompuServe ID 70055,1021 or through the Finance Department at the University.

FirsTime for C & Turbo Pascal

by Stephen Davis

It has become unusual to see new ideas in screen editors. I am not talking about *to mouse or not to mouse* or menu vs. command driven, but a really new and different approach. Spruce Technology has taken such a bold step in its series of FirsTime, context-sensitive language editors.

FirsTime is not a general-purpose word processor; it has no word-processing capability at all. It is not even a generic program-entry editor. Each FirsTime editor is built for one language and one language only. But by specializing, FirsTime attempts to guide you past syntactical errors (which make up the majority of all programming errors) by simply not allowing you to type the wrong thing. If you do trick FirsTime into letting you type in some illegal construct, and it isn't easy, FirsTime will scold you with an immediate warning as soon as you complete the statement and attempt to procede.

FirsTime also offers the promise of accelerating program entry by providing function key-macros. Each time the cursor is moved, FirsTime analyzes the resulting cursor position. Knowing the syntax of the language being used, FirsTime decides on what are all the possible legal statement types. FirsTime then associates each of the function keys with a different legal construct, then places these labels at the bottom of the display. Select one of the constructs by depressing the appropriate function key and FirsTime builds a template at the current cursor position ready to be filled in.

WHAT YOU GET

FirsTime comes in a soft cover, three-ring binder, close enough in size to the standard MS-DOS documentation that they fit comfortably in the bookshelf together. Although FirsTime is prominently emblazoned on the outside, the binder is generic, being the same for all of the editors. There is no way to tell which language a version is for, which could be a problem if you owned more than one. Inside is a shrink-wrapped stack of pages and a separate set of chapter dividers ready for you to open and thread into the binder.

Context-Sensitive Editors With Some Rough Edges

Also contained within the pockets of the binder is the license agreement and registration forms. This license agreement, although similar in form to other "shrink-wrapped" agreements, is worse than most. Although most users would never notice, Spruce Technology only licenses the user to make one backup copy of the master diskette. I am not sure why the people at Spruce care how many backups I keep of my software.

The registration card is standard fare: name, rank, and serial number; however, the accent here is a little friendlier than some. Throughout the registration card, and later in the manual, the owner is encouraged to call the good people at Spruce, not only with problems, but with suggestions, encouragement, or just like to chat. This is very welcome. Many owners are afraid to contact the makers of their software packages with problems, not realizing that a certain amount of customer support is built into the purchase price.

The manual is quite good. The first chapter covers the mundane, but necessary things, like how to backup the master disk and how to install FirsTime on a hard disk. This is covered in such detail that all should be able to understand. Very refreshing was a list of all the files that should be on the master disk. No checksum program was included to make sure the files were intact, however. The introductory chapter also explained what FirsTime is and how you enter the editor.

The next two chapters are a tutorial. I am as guilty as the next hacker of throwing

the tutorial aside, bringing up the program and "playing with it". In this case, that would be a mistake. The tutorial is accurate and educational. After having gone through it, I was able to remember the commands remarkably well. For those times when your memory does fail you, a plastic Quick Reference card is thoughtfully included. When that is not enough, the final chapter of the manual contains a detailed description of each command with handy examples. Each command begins a new page and sufficient room is left for user annotations after each explanation.

The manual's appendices contain: 1) a glossary of terms and concepts used throughout the manual, 2) a list of every error message and warning together with an explanation of why each would arise and what each means, and 3) a set of suggestions which the manual calls: Fine Points. This is all followed up by an index for quick reference.

The diskette stored within the inner sleeve of the notebook contains the editor, a configuration utility, and some example source files. Some of the example programs are necessary to run the tutorial contained in Chapters 2 and 3 of the manual. The master disk is not copy protected, welcome news for hard-disk owners.

The configurator utility is provided so the operator can configure FirsTime for his particular equipment and tastes. The program allows redefining all of the key commands and some system parameters.

Normally this option is very useful, allowing the user to redefine the keys to commands with which he is already comfortable. In this case, I question the usefulness. Since FirsTime is so different from other editors, there is no direct correlation between its commands and those of other editors. However, the program is well done, allowing you to go backwards and forwards through the key definitions until satisfied that all is as desired. Upon exiting the keyboard section, a check is made and, if there are any conflicting definitions, a warning is printed listing the offending definitions.

The system section of the reconfigurator

allows FirsTime to access the display screen either directly, through BIOS calls or through MS-DOS calls. Direct-screen accesses offer the greatest speed, but require absolutely IBM-PC-compatible hardware; MS-DOS calls offer the highest compatibility, but at the cost of speed. BIOS calls are a compromise between MS-DOS calls and direct screen access, both in terms of compatibility and speed. Apparently, however, Spruce Technology has not yet implemented direct-screen writes, since selecting either direct-screen I/O or BIOS-screen I/O both resembled exactly the appearance of the BIOS calls.

THE EDITOR

Although offering great promise, the editor does not completely live up to its potential. Once a file is read in for editing, the cursor is homed and the entire program is "selected", being the highest-level block. Depressing the right-arrow key selects the first subblock which can be edited. Subsequent right arrows select ever smaller subblocks until the smallest subblock has been selected, at which point the next block at the current level is selected.

The main problem is that each and every time the cursor is moved, FirsTime must undertake an analysis of the program to decide what the next block is. Having decided, it highlights the entire block (which may take up the entire screen) by placing it in inverse video. It must then decide what all the different legal statement types are and write their names in the function-key definitions at the bottom of the screen.

All of this is just too much for a 8088 processor to handle every time an arrow key is depressed. Add the time to rewrite sometimes as much as the entire screen. When instructed by the configurator to use MS-DOS calls only for screen output, moving the cursor even one position may take several seconds. This is entirely too long to allow any serious program entry.

Even when using the much faster BIOS calls, the first time I tapped on the right-arrow key four or five times rapidly, I thought that the editor had died. It is unfortunate that Spruce Technology did not immediately implement direct-screen output. Past experience has shown this type of output to be *virtually instantaneous*.

This slowness of response to cursor-movement keys largely nullifies the potential for speed improvement in program entry for all except those still unfamiliar with the language (for novices, the command templates provided at the bottom of the screen would be a great help). Response on a faster clone or compatible, such as the AT, Deskpro, or one of the 8Mhz clones, might be more acceptable.

This problem might have been lessened had Spruce analyzed some of its predecessors, like MicroPro, more closely. One of the nicer features of WordStar is

that, if it is beginning to write the screen and you scroll or page, WordStar immediately stops writing the old information to the screen and starts over with the new. FirsTime does not look forward before rewriting the selected block to see if you have already moved on. Depressing an arrow key multiple times rapidly causes each subsequent block to first be rewritten in inverse video and then be re-written back into normal video. This type of behavior is no longer acceptable in a program editor.

The edit commands are all of the control key variety (à la WordStar). Most of the key selections are logical, such as Control-A for append, Control-C for copy, etc. I did find the Control-G for abort a less than obvious choice. Almost unforgivably, FirsTime does not intercept Control-Break. Instinctively entering the Control-Break key at the sign of trouble summarily ejects you from the editor back to the DOS prompt with no chance of saving any edits already made.

One of promises of the FirsTime editor is a parse command combined with a "jump to next error" command. This command pair offers the potential for quick isolation and correction of syntax errors. Unfortunately, as of Version 1.05, neither of these commands had been implemented.


Some program parsing is done. Variables used, but not defined, are clearly marked in inverse video, for example. Upon reading or writing a program, a check for syntax errors is made and, if any are found, a warning is posted; however, there is no indication of where or what the error might be. Without the commands mentioned, this message is more of a taunt than an aid.

FirsTime can read in programs written by other editors, if they don't contain compile errors. When writing a file back to disk, FirsTime keeps the original in the form of a .BAK file. It also asks if it might create two new files: a relatively tiny .INT file and a .FT? (where ? depends on the language) file. These files apparently contain structural information about the file just edited. Unfortunately, the .FT? file can be much larger than the original file being edited! For example, after editing a .PAS file containing 3737 bytes, a .INT file containing 274 bytes was created as well as a .FTP containing 14336 bytes.

CONCLUSION

Spruce Technology has put much effort into assembling a comprehensive package containing documentation, configuration utility, and an editor. The approach taken in the editor is a unique one with much promise. This early edition has a few rough edges in desperate need of smoothing. But most importantly, Spruce Technology will need to find a way of speeding up the editor before FirsTime will find a permanent home in my system.

Products With Expandability




A two user Slave card based on Hitachi's Z80 compatible high speed, 10MHz super microprocessor.

Priced at **\$495^{00*}**

Features Include . . .

- 4-10 MHz Z80 Compatible HD64180
- 1/2 Megabyte Nonbanked Memory
- 2 Asynchronous Serial Ports To 38.4
- 1 High Speed Synchronous Port
- All Transfers Via 1.6 MHz DMA!!!
- Unique Expansion Port Offers;
 - 2 Additional Serial Ports or . . .
 - 2 Parallel Ports or . . .
- Real Time Clock With Battery Backup



The industry's fastest 8-bit Master CPU card with features superior to most 16-bit cards.

Priced at **\$495^{00*}**

Each Master Features . . .

- 4-10 MHz Z80 Compatible HD64180
- 1/2 Megabyte Nonbanked Memory
- 2 Asynchronous Serial Ports To 38.4
- 1 High Speed Synchronous Serial Port
- 4 Bi-directional Parallel Ports
- TurboDOS**, ZSYSTEMS**, CP/M**, & OASIS** Operating Systems
- FDC Simultaneously Controls 8", 5 1/4", & 3 1/2" Drives
- SASI/SCSI Interface
- Optional High Speed Hard Disk/File Access Tape Backup and True ETHERNET Controller

*Prices apply to 6 MHz, 64KB versions and are good for a limited time only on purchases of ten or more. For less than ten, please call.

**Trademarks: TurboDOS - Software 2000; ZSYSTEMS - Echelon; CP/M - Digital Research; OASIS - THEOS Software

ICD INTELLIGENT COMPUTER DESIGNS CORP.

23151 Verdugo Drive, Suite 113
Laguna Hills, CA 92653
(714) 581-7500

Building an AT Clone

by Leon Suchard

I recently assembled an AT clone system for an architect who is a heavy user of AutoCad[™]. He had an IBM-PC but needed a faster machine and all the slots in his PC were taken. We could have chosen an XT clone with a faster coprocessor card, but rather opted for an AT clone thinking of future uses and capabilities. Also, I had no experience with "turbo accelerator" boards, and the speed improvement when changing at an 80286-based processor seemed guaranteed.

ASSEMBLY

Assembling an AT clone is not a very complex task; it's comparable to assembling an XT clone, with a few exceptions. I purchased the case, motherboard, power supply, and keyboard from Atlaz Computer Supply. No assembly instructions were provided. I looked at an IBM-AT for guidance as to how to assemble the clone, particularly the locations of connectors on the motherboard. Installation required that I wire up the front panel and lock switch LED's, mount the motherboard, power supply, disk drives, and install the plug-in cards. An experienced XT clone builder will have little trouble putting this AT clone together, though mishaps can occur. Here are some helpful hints:

1. Be sure to use the plastic snap-in standoffs, provided, to mount the motherboard in the case. Don't use metal screws.
2. Make a small hole in the back of the battery holder, and attach it, with a screw and nut, to the back of the case.
3. The disk drives slide into the cabinet compartments on rails, which come with the case. Attach the rails to the sides of the drives, and slide the drives into their locations. Then install the small screw-fastened drive-holding plates.
4. The power supply connectors are numbered and should be installed as follows:
 - 8 & 9 - motherboard
 - 10 - floppy drive A
 - 11 - floppy drive B
 - 12 - hard disk drive

Experiences Assembling An AutoCad System

The critical connection is the last (number 12), since it has the same shape as numbers 10 and 11, and will therefore fit the floppy drives as well. Should you install it on a floppy, you'll hear loud *protest noises* when you try to boot, since the power supply sends out a series of power pulses meant for the hard disk drive only.

I bought a 360K floppy and a 30 Mb hard disk drives, from PC Source. I took a deliberate gamble with the hard disk drive and installed a CMI model 6640, to get the best access speed available. We know that the CMI drives, which were the initial IBM-AT hard disk drives, have a reputation of poor reliability. I am counting heavily on the fact that AutoCad uses the disk drives sparingly. (I also have a one year guarantee for the drive.) If I am right, we've got a very fast drive (average access time of 36msec.) at a cost of only \$649.

I purchased the operating system software (PC-DOS 3.1) and the IBM Advanced Diagnostics Disk from an IBM-PC dealer. I booted the system from the PC-DOS floppy disk. The hard disk came from PC Source already initialized so all I had to do was format it. This was done with the *Set-up* program from the IBM Advanced Diagnostics Disk. The CMI 6640 was set-up by answering "1" to the question regarding the type of hard disk drive installed. I set up the floppy as drive A and the hard disk as drive C. Standard floppy disk drives can be used with an AT if you cut off (or cover with a piece of tape) the last pin on the drive's logic connector which is the pin furthest from the keyway notch.

IMPROVING THE VIDEO DISPLAY

I began using a standard color graphics card and a standard RGB color monitor. But the end user indicated he wanted better resolution and more colors. This combination gave him only three usable colors with AutoCad. So, I started looking for an economical solution.

Against all advice, I ordered a Tecmar Graphic Master card, with a color resolution of 640x400 pixels interlaced. Again, I took a gamble and ordered a 14" high persistence phosphor color monitor from Bright Up Industries, capable of a resolution higher than 700x400.

It turned out to be a winning combination; the resolution is excellent with no flicker. The resolution is so good that the user can *pick up* the inside corner of a wall drawn on the screen, draw a line from it to another, and when zooming in (magnifying) the corner, the point of origin of the line is exactly where the user wants it. The colors are brilliant and fifteen colors can be used within AutoCad.

The only weak point of the Bright Up monitor is the control adjustments. These have to be accessed with a screwdriver through small holes on the rear of the unit. I nearly destroyed one of the adjusting knobs. I had to open the monitor case to straighten this up. By the way, the monitor turned out to be a Kimtron, model SCC-LP.

I installed a Digitronics input/output card containing serial, parallel, and game ports. The serial port, contrary to IBM-AT practice, and to my delight, is a standard 25-pin RS-232 connector.

IMPROVING THE AT CLONES'S SPEED

The user's old system used an 8088 processor, to which we later added an 8087 math co-processor. It helped, since AutoCad recognizes the 8087 and takes advantage of it. The most *annoying* pause, when using AutoCad, is the time you have to wait for it to redraw complex drawings, after zoom-in or zoom-out operations. The drawing vectors exist in the machine's memory, and the CPU has to translate them to lines, colors, etc. until the entire drawing (*previous image*) is back on the screen.

I installed an 80287 math co-processor and a faster crystal in the AT clone. The 80287, like the 8087, comes in various versions. I selected the 80287-3, said to function properly at up to 8MHz CPU speed. I used a switch with two crystals from Megahertz Corp. instead of the old clock crystal. One provides the IBM standard 6MHz clock rate and the other an 8MHz rate. The 6MHz clock is needed for certain programs. The switch and crystals

are sealed in epoxy and mounted on the back of the unit. A very short pair of wires connects it to the former crystal socket. A backplane slot is consumed even though no plug-in board is involved. The system must be powered down to change clock rates or the system locks up.

We timed a zoom-out operation. The results were as follows:

IBM-PC with 8087 40 seconds
 AT Clone (6MHz) 40 seconds

AT Clone with 80287 (6MHz). 20 seconds
 AT Clone with 80287 (8MHz). 15 seconds

CONCLUSION

We think we have obtained a state of the art combination at a reasonable cost. I am planning to experiment further with higher crystal speeds and new graphic input and output devices. If I get a chance, I'll describe these in a later article.

BENCHMARK TESTING PC, XT & AT SYSTEMS by Sol & Don Libes

We currently have at M/SJ an old IBM-PC, a Taiwan XT clone, an IBM-AT and a PC's Limited AT-clone. We thought it would be interesting to run some benchmark tests on these systems.

First, we wanted to determine if we could improve the performance of our old PC by adding a NEC V20 chip and second by changing the motherboard to a *Turbo XT* (dual clock speed) unit. Further, we wanted to compare the AT clone to a standard IBM-AT.

Here are our findings and some of the things we learned about these various systems and about benchmark testing.

THE SYSTEMS WE TESTED

Our IBM-PC is one of the first ever made and still contains one of the original 16K-64K boards. It was made back in the early days when IBM was trying to copy the Apple II, feature-for-feature. When we bought the unit it came with only 16K of RAM, no disk drives (IBM thought users were going to use an audio cassette machine for data storage), 5 bus slots and a BIOS which could not boot from a hard disk (I don't think IBM, at the time, conceived that anyone would put a hard disk on a PC).

Over the years we upgraded the unit with dual floppies and a 10Mb Micro-science hard disk, boosted the RAM to 640K, added clock/calendar, etc. With every slot filled, the nuisance of booting the hard disk off a floppy and the slow clock speed, we were attracted to scraping our old motherboard for a new turbo board. For under \$200 we could go from 5 to 8 bus slots, a new BIOS ROM with hard disk boot, 640K on the board and a dual-speed CPU clock. Atlaz Computer lent us a *Turbo XT* motherboard to test in order to determine if this was worth the expense. The board manufacturer claims a 40% speed improvement, in the higher speed mode. The manufacturer called this the *Ultra* mode.

Our conclusion is yes it is worth the expense if you have one of the old PC motherboards. However, if you already own an XT motherboard with 8 slots and 640K of RAM, all you will get is a speed improvement and you may not consider this worth the cost.

Our tests indicated that only CPU intensive operations improved. Disk intensive operations were identical in standard and ultra modes. Generally, the Turbo motherboard was marginally faster than a PC even in the standard mode and in the ultra mode provides a 30-50% speed improvement for CPU intensive operations.

We also tried an NEC V20 replacement for our 8088 on our PC motherboard. This provided speed improvements of 1 to 15%. Considering the low cost of this upgrade the NEC chip appears to be a worthwhile change for a standard PC motherboard. When we tried the NEC chip on the Turbo board we found operation to be unreliable.

It is interesting to note that some of the disk operations actually slowed down in the turbo mode. We think this is because the disk controller code is optimized for a 4.77Mhz clock to provide the proper sector skewing. And, when the clock is increased, the code is no longer operating at its optimum skewing causing disk access to actually become slower. This was particularly true for the IBM-AT.

IBM rates their 20Mb hard disk for 10msec for contiguous sector access and

40msec for random access. Note that both the IBM-AT and the AT-clone turned in performances better than the IBM specs. In fact, the AT clone's random access was over 30% faster than IBM's specs.

We found the performance of the AT and AT-clone to be significantly better than the PC and the Turbo XT, even with their enhancements. Not only that, the AT clone turned in better times, generally, than the IBM-AT....typically it was about 10% faster than the IBM-AT. Note that PC's Limited now furnishes both 12 and 16Mhz clock crystals with their AT clone.

THE TESTS

For our tests we used several benchmark programs that had been developed by PC magazine and which have been released into the public domain (PC Blue Volume 135).

We found these tests to be fairly good benchmarks. The disk access tests appear to be very good. The Basic program tests use a clock which we found to be unreliable and hence we had to resort to using a stopwatch for these tests. Times shown in Table 1. are in *minutes:seconds.tenths* of seconds.

Table 1.

test	PC		TURBO XT		AT		AT CLONE	
	8088	V20	std	Ultra	6Mhz	8Mhz	6Mhz	8Mhz
1	:35	:34	:39	:29	:15	:11	:11	:09
2	:33.9	:33.9	:33.8	:33.8	:05.7	:06	:09.4	:09.4
3	:72.4	:72.4	:72.4	:72.4	:20.4	:20.5	:18.6	:18.6
4	1:47.9	1:47.9	1:48.1	1:48.1	:34.2	:34.4	:27.5	:27.5
5	:52	:45	:47	:34	:20	:15	:18	:13
6	:42	:35	:37	:27	:16	:12	:14	:10
7	2:00	1:38	1:45	1:09	:43	:34	:40	:29
8	1:35	1:27	1:30	:59	:33	:27	:35	:26
9	2:11	1:59	2:04	1:22	:47	:38	:48	:36
10	:10	:09	:09	:08	:05	:03	:03	:02
11	1:36	1:44	1:47	1:31	:26	:24	:47	:33

Tests:

1. Prime Number Calculation - compiled Basic
2. Disk Access - Contiguous reads/writes
3. Disk Access - Random & contiguous reads/writes
4. Disk Access - Random reads/writes
5. Basic Program - integer addition #1
6. Basic Program - integer addition #2
7. Basic Program - Floating Point arithmetic
8. Basic Program - String Calculation
9. Basic Program - Data Look Up
10. Basic Program - Empty Loop
11. Basic Program - File Update

Instant-C™ **The Fastest Interpreter for C**

Runs your programs 50 to 500 times faster than any other C language interpreter.

Any C interpreter can save you compile and link time when developing your programs. But only **Instant-C** saves your time by running your program at compiled-code speed.

Fastest Development. A program that runs in one second when compiled with an optimizing compiler runs in two or three seconds with **Instant-C**. Other interpreters will run the same program in two minutes. Or even ten minutes. Don't trade slow compiling and linking for slow testing and debugging. *Only Instant-C will let you edit, test, and debug at the fastest possible speeds.*

Fastest Testing. **Instant-C** immediately executes any C expression, statement, or function call, and display the results. Learn C, or test your programs faster than ever before.

Fastest Debugging. **Instant-C** gives you the best source-level debugger for C. Single-step by source statement, or set any number of conditional breakpoints throughout your program. Errors always show the source statements involved. Errors always show the source statements involved. Once you find the problem, test the correction in seconds.

Fastest Programming. **Instant-C** can directly generate executable files, supports full K & R standard C, comes with complete library source, and works under PC-DOS, MS-DOS, or CP/M-86. *Instant-C gives you working, well-tested programs faster than any other programming tool.* Satisfaction guaranteed, or your money back in first 31 days. **Instant-C** is \$495.

Rational
Systems, Inc.

P.O. Box 480
Natick, MA 01760
(617) 653-6194

SUPPLIERS

All accepted COD, and were prompt and reliable. I had one problem with a bad chip on the motherboard; Atlas offered me the option of a \$100 discount on other purchases to offset my expenses for having this problem taken care of locally and quickly or waiting 6 week for the board to be fixed. And I chose the former.

AT case \$119
AT Keyboard \$109
AT 200W Power Supply \$199
AT Motherboard (0K RAM) \$830
(add \$72 for 640K RAM)
AT Floppy/Hard disk controller \$250
(Atlas no longer sells this item)

Atlas Computer Supply
522 Burnside Ave
Inwood, NY 11696 (516) 239-1855

CMI 30Mb hard disk \$649
Matsushita 360K floppy drive \$109
PC Source
12303-G Technology Blvd
Austin, Tx 78727 (800) 643-0092

Kimtron SSC-LP monitor \$450
Bright Up Industries
366 Paseo Sonrisa
Walnut, Ca 91789 (714) 595-6146

80287-3 \$165
Büttner Electronics
899 South Coast Highway
Laguna Beach, Ca 92651 (714) 497-6200

Dual 12MHz/16MHz crystal
w/switch \$99
Megahertz Corp.
50 South Main, Suite 600
Salt Lake City, Utah 84144 (801) 355-8857

Tecmar Graphics Master board \$449
Digitronics serial/parallel board \$119
Arlington Computer Products
450 E. Higgins Rd.
Elk Grove Village, Il 60007 (800) 548-5105

IBM PC-DOS 3.1 \$65
IBM Advanced Diagnostics Disk
Any **IBM** dealer

TRUE MULTI-TASKING!


TASKMASTER is high tech, available now, and it works with virtually all DOS software. Give Lotus, Sidekick, Multimate or most any DOS program the advantages of real multi-tasking. It's simple to use, compatible, bulletproof and most of all, it won't slow you down. That's because TASKMASTER only shares your computer when YOU want it shared. At other times, your visible program runs at full speed, waiting for you to easily switch from program to program at the touch of a key. Compatible with most DOS computers including the IBM PC/XT/AT/Jr. series, you can order TASKMASTER today for only \$69.95 + 5.00 Shipping and Handling, VISA and Mastercard.

ORDER LINE
(206)367-0650

Taskmaster trademark Sunny Hill Software.
Lotus trademark Lotus Development Corp.
Sidekick trademark Borland Intl.
Multimate trademark Ashton Tate.


Sunny Hill
Software

13732 Midvale North Suite 206
Seattle, Washington 98133




CUSTOM PRODUCTS

DESIGN • LAYOUT
MANUFACTURING




R 2/I/O
ROM/RAM & I/O


S-100 PRODUCTS



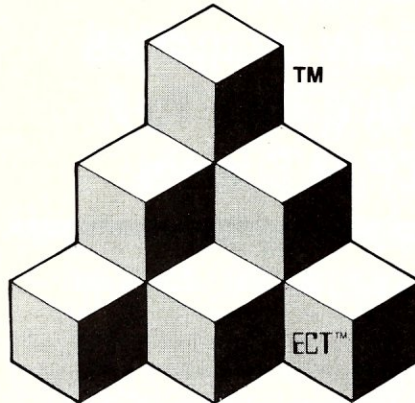
ECT-100-F
RACKMOUNT CARD CAGES



RM-10
CARD CAGE & POWER SUPPLY




8080 CPU
CENTRAL PROCESSING UNITS




BUILDING BLOCKS FOR MICROCOMPUTER SYSTEMS, DEDICATED CONTROLLERS AND TEST EQUIPMENT


CARD CAGES, POWER SUPPLIES
MAINFRAMES, CPU'S, MEMORY
I/O, OEM VARIATIONS



64K RAM
FULLY STATIC MEMORY



CCMB-10-F MIN
6, 10 OR 20 SLOT CARD CAGES




TT-10
TABLE TOP MAINFRAMES

ELECTRONIC CONTROL TECHNOLOGY, INC.

10 Cottage St., Berkeley Heights, NJ 07922 (201) 464-8086

SPECIALIZING IN
QUALITY
MICRO COMPUTER
HARDWARE



PS-30 A
POWER SUPPLIES

MULTIBUS[®] PRODUCTS

MULTIBUS IS A TRADEMARK OF INTEL CORP.

Run Without Floppies

by Howard Peters

A RAM disk is a valuable addition to a system. Its advantages are speed, reliability, quiet operation, and reduced wear and tear on disks and drives.

It is possible to configure the system to run with mechanical disk drives turned off, as described in this article. The disadvantages are that data is lost when power is turned off (though some units allow the use of a battery backup), and with some products, the user is required to run several setup programs before using the disk. Furthermore, until recently, RAM disks have generally been rather expensive.

AN INEXPENSIVE RAM DISK

The "Lightspeed" LS-100 board (L drive) by Digital Research Computers, Box 461565, Garland TX 75046 (DRC) is a relatively inexpensive S-100 RAM disk available in kit form. When introduced the price was \$399. When the price was cut to \$229, I knew it was time to put one in my CompuPro system. Further price reductions have made it currently available for \$149.

The L drive is a 256K unit and up to eight boards (giving 2 Mbytes of storage) may be run at the same base port. A battery backup may also be connected. The board is IEEE-696 compatible except that there is a jumper option using three NDEF bus lines, pins 21, 65, and 66, to bring an external refresh signal to the DRAMs on the board. This is for use with older CPU boards which can put the refresh signal on the bus.

DRC offers a good warranty. Parts are guaranteed for 90 days after purchase and DRC will repair or replace any board during that period, assuming that reasonable care has been used to assemble it.

CONSTRUCTION

The kit arrived about three weeks after placing the order. The circuit board appeared to be of high quality and all chips are socketed. There were no missing parts. Construction took about five hours. The board worked perfectly the first time and has continued to be completely reliable.

Adding A Fully Integrated RAM Disk To A CP/M System

DOCUMENTATION & SOFTWARE

A mimeographed manual is supplied. Construction instructions are adequate for anyone who already knows something of electronics. (The board is now available assembled and tested, for an additional \$50.) The directions for setting up the board switches and jumpers are complete and generally clear. All possibilities seem to be covered. Also, a theory of operation is presented, which might aid in troubleshooting should the board need repair.

Software and other documentation were enclosed on an 8" SSSD disk. Several CP/M 2.2 programs are provided (FMAT, DIAG, and INSTALL). Well commented source code is included and the programs are easy to modify. DIAG is a memory diagnostic test program. I used it to burn in my newly-assembled board. The program will run continuously and keeps a chip map indicating any faults found during the entire session. I just let it go for several hours.

FMAT formats the L drive. It must be run once at the beginning of each computing session. INSTALL modifies the BIOS jump table and relocates an overlay below the BIOS and CCP which contains routines to run the board. If used, it must be run once per cold boot. Unfortunately, the CCP cannot then be overwritten; this cuts available TPA. Another version of INSTALL is also included which relocates above the BIOS. You must reassemble your BIOS leaving enough space for it, probably losing TPA.

The DIAG and FMAT worked perfectly, but INSTALL would not work with my CompuPro CP/M 2.2. The program

appeared to run then locked the system. I had to press RESET to recover and the L drive was not accessible. The manual states that INSTALL is supplied to give a quick way to get the board operational; however, it "may cause problems with some BIOS routines that support density changes in the warm boot routine." DRC suggests that the L drive routines be integrated into the BIOS, and supply some directions and routines in the manual. I found this part of the manual to be incomplete and vague. In the read sector routine supplied, an INX H instruction was missing, which caused a problem reading from the L drive.

A READ.ME file, with manual updates, was on the supplied disk; it did not mention the missing instruction. Also, the integration directions fail to mention modification of both the Select Disk and Set Track routines. In fairness to DRC, it should be noted that the instructions and routines are supplied as examples to aid in BIOS integration. I feel a better job could have been done here; and in the next section of this article I present a complete set of routines to fully integrate the L drive with CP/M.

SUPPORT

I called DRC. They did not know the source of my problems, but courteously promised to give my name and phone number to the board designer, who, I was assured, could help me out. About ten days later I received a call from Rob Appleman. By that time I had figured out the solution on my own. Mr. Appleman was very cordial; he expressed regret about the BIOS integration section errors and omissions. He talked to me for about 15 minutes and detailed some of his experiences in designing the L drive, writing the software, and so forth. He also explained the algorithm in the DIAG program, and expressed interest in my computer system and BIOS modifications. He promised to see what he could do to fix future versions of the manual. He mentioned that he is running his boards on a Seattle Gazelle 10MHz 8086 system with no added wait states!

BIOS INTEGRATION

The system should be completely user-transparent; that is, the RAM disk should be available upon power up, formatted and ready to go, as drive L, without having to run special programs. Naturally, files must be preserved when hitting the RESET button. Also, one should be able to run the system with the floppy drives turned off. Floppy drives, especially 8", create lots of noise and heat. As they are mechanical devices, needed repairs tend to increase in direct proportion to the amount of use. Thus, CP/M must be put on the board and the boot routines modified.

In addition, one should be able to run the RAM disk as drive A in the system, for the following reasons. First, CP/M's System Reset and Reset Disk System BDOS calls and jumps to boot always access drive A. Second, many transient programs assume drive A and must be told if running on any other drive. Third, some transient programs start out all right on any drive but manage to access drive A in some way. Finally, SUBMIT only works on drive A; thus, logical drive swapping must be incorporated in the BIOS.

The final objective is to make it as easy as possible to add boards to the system. All L drive parameters should be reduced to a set of formulas and tables so that only two equates need be changed to add more storage to the drive.

GENERAL CONSIDERATIONS

Since one is starting with a working piece of software, care must be taken to insure that all regular floppy (and hard) disk routines are not modified in any way. Thus, all L drive routines must bypass the regular disk routines completely.

Always regenerate a BIOS using the original operating system and floppy disks which are known to be reliable. The new BIOS must be carefully and thoroughly tested before being put into general use, so that no data or programs are corrupted.

ADDING A NEW DRIVE

I found that the following routines in the CompuPro CBIOS had to be modified: Select Disk, Home, Read Sector, Write Sector, Translate Sector, and Set Track. Generally, the modifications test at the very beginning of the routine to see if the new drive is being accessed. When true, the program branches to the new drive's routine for that function.

In addition, a Disk Parameter Header, Disk Parameter Block, Sector Translation Table, and Allocation and Directory Check storage must be added. Actually, L drive does not require either sector translation or directory check space; however, for consistency with the CP/M Alteration Guide, these are shown in the code (as DS 0 which uses no space in the assembled BIOS). If

integrating the L drive into a BIOS other than CompuPro, check carefully to insure that the Set Sector routine does nothing other than set the currently selected sector into its appropriate memory location. If this routine also does something else, you will have to add a conditional return, true only when L drive is being accessed, and placed before any other code is executed. L drive requires the use of only three of the BIOS variables: currently selected disk, track, and sector. These are the values set by the respective BIOS functions. In the CompuPro BIOS these are named SEKDSK, SEKTRK, and SAVSEC. For clarity I changed these to DISK, TRACK, and SECTOR in my BIOS. All other variables relating to a disk, track, or sector are for mechanical disk sector blocking and deblocking and must not be changed by any L drive routines.

DRIVE SWAPPING AND RAM BOOT

The Select Disk function must be further modified. When swapping is in effect, logical values are replaced by physical values at the beginning of this routine.

To boot from L drive, the Boot function must be modified. If the board is not formatted, a routine for that purpose must be called before any other use. L drive must not be reformatted by successive cold boots. When CP/M is not present on L drive, it must be read from memory and written onto the tracks reserved for that purpose. When CP/M is on L, it is booted from there. In the event of an error, the system should boot in the regular way.

CODE

All code necessary to modify a CompuPro CP/M 2.2 BIOS is shown in Listing 1, extracted from my operational BIOS. Each code segment includes an explanation of the logical point at which it must be inserted. I commented the code to make it easy to modify any other CBIOS. All code is in 8080 assembly language.

Enter all the code in the appropriate places. Change the equates as necessary or desired. Regenerate your system as explained in the CP/M Alteration Guide, placing the new system on a scratch disk. Also enter program SWAP (Listing 2) and assemble it. Load it onto the scratch disk.

TESTING THE NEW SYSTEM

Put your scratch disk in floppy drive A and boot your new system by pressing RESET. Ideally, you have made no errors in entering code and A) comes up. At this point, execute a STAT L:DSK: to see if you are getting valid drive characteristics, as shown in Table 1. This table shows characteristics for one and two boards, with checksums. Type L: to make sure that you get L).

Now PIP a text file to L. Make sure you can read it back and that nothing is being

Table 1. Results of STAT L:DSK:

	1 Board	2 Boards
128 Byte Record Capacity	1984	4016
Kilobyte Drive Capacity	248	502
32 Byte Directory Entries	64	128
Checked Directory Entries	0	0
Records/Extent	128	256
Records/Block	8	16
Sectors/Track	8	16
Reserved Tracks	8	5

dropped. PIP it back to the floppy as a temporary file and use a file compare utility to be sure that it hasn't been changed in any way.

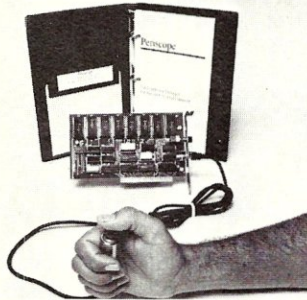
Execute SWAP. At this point, L drive is logical drive A, and is not selectable as L. Floppy drives A and B are now logical drives B and C. Hopefully, you are able to place a reminder message that drives are swapped on a status line of your console. Now try executing control-C. The floppy system should not be accessed. PIP a transient program to A and run it. At its end, A) should come up again without the floppy system being accessed, indicating that CP/M is being read in successfully from the RAM disk.

PIP your text editor and another text file to A. Make sure that you can load, edit, and resave the file without problems. Finally, execute SWAP again. At this point, your old system should be restored. The RAM disk is now drive L again and floppies are once more A and B. The reminder message is erased. Try a cold boot to insure that your board is not being reformatted (the same files are still present). Devise some more tests. With this sort of BIOS modification, there is nothing quite like being certain everything is OK! If you experience problems, carefully check the code you have entered. If not getting valid drive characteristics from STAT L:DSK: make sure no zeroes have been dropped from the Disk Parameter Header and Disk Parameter Block. If getting the message "BDOS Err on L: Bad Sector", the drive is probably either not being formatted, read, or written to correctly. Use all your best debugging techniques to trace the point at which errors and hangups are occurring. Once everything works correctly, you have created a new system which will run without floppies.

SYSTEM OPERATION

Upon power up, PIP all desired files to L and execute SWAP. Doors may now be opened, and the drives turned off, assuming that your programs are not going to use them. When desiring to save a permanent copy of the work in progress, turn on floppy drives, insert disks, close doors, execute control-C or reset and save the files. Don't forget that your floppies are now called by their logical names. The floppy drives may again be turned off. If merely desiring to read the directory or a file, the control-C or reset may be eliminated.

Periscope Delivers Professional Debugging Power



Models I and II are the same except Model I includes a write-protected RAM board. If you buy Model II, then find you need the board's protection, you can trade up to Model I. Both models include the break-out switch.

GET YOUR PROGRAMS WORKING FAST! "A problem we had for three weeks was solved in three hours," says Wade Clark of MPPi, Ltd. The break-out switch lets you stop your system anytime, even when it's hung, to see what's going on. Symbols, plus source debug for high-level languages, save you hours. Powerful breakpoints on registers, memory, I/O ports, and code help you find bugs fast.

MAKE YOUR SOFTWARE RELIABLE! "I can't live without it!! BRIEF, a text editor my company wrote, would not be as stable as it is today without Periscope," writes David Nanian. Periscope helps you find ALL your bugs so your software is reliable. The latest release includes traceback, which shows up to 2,016 previous instructions, EGA support, user exits, text file viewing, 8087/80287 status display, and much more.

DEBUG PROGRAMS OTHER DEBUGGERS CAN'T! Debug memory-resident programs, keyboard routines, interrupt-driven programs, device drivers, and DOS. Periscope gives you the best crash recovery capability available. "Periscope is rock solid," says user Doug Roberts.

GET THE BEST VALUE! Time and again users tell us Periscope pays for itself in a few hours after they begin using it. This means no professional software developer can afford NOT to try it!

PERISCOPE I: Board, Switch, Software, Manual, Reference Card ONLY \$295

PERISCOPE II: Switch, Software, Manual, Reference Card JUST \$145

PERISCOPE REQUIRES: An IBM PC, XT, AT or close compatible; DOS 2.0 or later; 128K RAM; one Disk Drive; and an 80-column Monitor.

Call Now, Toll-Free, For More Information Or To Place Your Order



800-722-7006



30-Day Money-Back Guarantee

Get Your Programs Up and Running;

UP PERISCOPE!

Data Base Decisions • 404 | 256-3860
14 Bonnie Lane • Atlanta, GA 30328

A few cautions are in order. Be careful not to run disk-specific programs such as COPY, FORMAT, or SYSGEN with the L drive as destination. Strange and possibly disastrous results might occur.

Save your work often. A power failure is always possible, though a short one will not affect a well-designed S-100 box. I have had brief power interruptions which caused my terminal screen to blank out temporarily and my printer to turn off and on again. No L drive files were lost, and the program kept on running without any problems.

I have shown how to eliminate checksums on L drive. However, it is recommended that you do not do this unless BIOS space is at an absolute premium, and you are fully confident of the reliability of the memory chips on the board. Rob Appleman told me that some of the 4164 chips exhibit bit pattern sensitivity and that his DIAG program will detect only 95% of these. I have run extensively both with and without checksums and have not verified any read or write errors in either case. However, I decided to use the checksums in my permanent system just to be safe.

Finally, when programming in assembly language, don't forget to ORG your program at 100H. Failure to do this will wipe out the L drive flags stored in the bioram (40H to 4FH) and will create a general mess.

SUGGESTED ENHANCEMENTS

Add a battery backup to the L drive board. You'll have to write a short program to write protect the disk, which must be run before turning the system off. Or, add circuitry to detect power failure and activate an interrupt on the system, then put code in the BIOS to write a JMP instruction in the appropriate interrupt destination address, and a routine to write protect the disk. (Write protection is needed so that no garbage is written to the L drive during power up. This is explained further in the L drive manual.) If you want to go even further, put your BIOS on the RAM disk and rewrite your ROM boot to read from the L drive on a cold boot. When using a battery backup, set the *autofmt* equate to false.

If not using a battery backup, modify the DIAG program to automatically test all the boards in the system and use this as an autoexecuting program upon power up. After diagnosis, the board(s) must be reformatted. Don't forget to use a flag in the bioram to keep from retesting after following cold boots. Set the *cpmok* flag to zero to force a new write of CP/M to L drive.

You can also write a routine which automatically detects the number of boards in the system and modify the other routines to use this information. You won't have to change equates or regenerate your BIOS, just plug in the new board. However, this

Table 2. SPEED COMPARISON (Results informal)

File Operation	Size	Floppy	L Drive
PIP file to TEMP on same drive	52K	:21	:02
Save file with text editor	14K	:06	:02
Compile BASIC program	24K	4:07	:37
Link BASIC program	24K	:22	:05
Run SUBMIT file	2:52	1:22	

will take a lot of precious BIOS space, and time.

CONCLUSION

I consider the DRC LS-100 an excellent value at \$149. For around \$300, two free bus slots, and a few hours work, you can have a completely integrated 512K RAM disk.

During the writing of this article, I ordered and assembled a second kit, with no problems. I noted that approximately three months after notifying Mr. Appleman of the missing machine language instruction, the manual and the READ.ME file still had not been updated. I wonder how many people have spent many hours beating their heads against this problem.

This has been a terrific enhancement for my system. Programs load and execute almost instantly and return to the CCP is lightning-fast. Disk-intensive programs run up to ten times faster (see Table 2 for a few informal test results). I love being able to compute without my 8" drives running. There is much less distraction from noise, and my disk drives are not getting hot, wearing out, or experiencing power line faults.

In addition, if a runaway stack or other program foulup occurs, and one returns to the disk to find all files renamed "...", then no permanent damage has been done.

Applications for which this type of system would be ideal would be bulletin boards, laboratory experiment control and data acquisition, business inventory systems, home security and control, or any other system which must run for long periods of time. Naturally, you'd want to use an uninterruptible power supply for such applications.

The general logic supplied in the code should be easily applicable to most other RAM disks. You would have to modify and/or eliminate the routines in the utility subroutine section as each manufacturer's track and sector scheme and other board requirements will doubtless differ greatly. Disk Parameter Block and Disk Parameter Header will also probably require modification.

It should also be easy to adapt the logic to any other operating system requiring a disk access to load code residing on reserved tracks or for system resets.

In terms of speed and ease of use, this system enhancement is as good as a ROM based operating system. In terms of modifiability, it is clearly superior.

ADD THE PICDISC TO YOUR PORTABLE AND GET DESK TOP PERFORMANCE

SOFTWARE FEATURES:

- Filer – A menu driven LOAD/STORE program for transferring individual files (or total memory) to disc.
- CP/M 2.2™ operating system, provides access to all popular CP/M based software (including dBASE II™, Supercalc™, and T/Maker™).
- Modem – Public domain communications package (both terminal and disc file transfer modes)
- Utilities – DISKCOPY, COPY, FORMAT, and CP/M.

Complete Disk Drive System – Only \$599

SAVE ON POWERFUL INTEGRATED SOFTWARE – \$200 when purchased with PICDISC:

T/Maker – includes:

- Word Processing
- Spreadsheet
- Spelling Checker with a 50,000 word Dictionary
- Relational Database Manager

HARDWARE FEATURES:

- Lightweight (4.5 lb.) battery powered 3.5 inch micro-floppy system. Attaches/detaches easily.
- 360K bytes/diskette (same as on the IBM PC). **348K per file**, due to CP/M.
- Approximately 20 hours on a single battery charge assuming normal disk access.
- **32K bytes additional RAM** in the PICDISC – converting your portable to a 64K byte CP/M 2.2 micro-computer.
- Includes all cables, mounting hardware and battery charger.



Call Us About Our Free Software Offers

For Literature/Catalog or to order,

Call or write: **PERSONAL INTEGRATED COMPUTERS (PIC)**

Toll Free 1-800-421-6300

18013 SkyPark Circle, Ste. D., Irvine, CA 92714 (714) 261-0503

CP/M, dBASE II, SuperCalc, & T/Maker are trademarks of Digital Research, Ashton-Tate, Sorcim, & T/Maker respectively.

Listing 1. – BIOS Modification Code

```


; Insert the following equates in the equate section at the beginning
; of your BIOS.
;
; -----> Modify the following equates when adding boards
lboards equ 1 ;number of boards in system
moreboards equ false ;flag to set data block size ;for 1 board, a data block size of
; ;set false for 1 board and ;1024 bytes is used for maximum
; ;true for more than 1 board ;storage efficiency
;
ldrive equ 'L'-'A' ;L drive selection value
;change if desiring to use a
;different letter to designate
;the RAM disk
lspt equ lboards*8 ;sectors per track
lbase equ 000h ;base port of L drive - change
;as necessary in your system
ldat equ lbase ;data register
lsec equ lbase+1 ;sector register
ltrk equ lbase+2 ;track register
lpos equ lbase+3 ;position within sector
checksum equ true ;checksums in L drive?
autoformat equ true ;auto format on power up?
cpmsectors equ 44 ;CP/M 2.2 occupies 22 256 byte
;pages of memory, or 44 128
;byte sectors on L drive
cpmtracks equ cpmsectors/lspt+1
;tracks occupied by CP/M on
;L drive
; bioram equ 40h ;this line is already present in
;the CompuPro CBIOS. The bioram is
;an area of memory from 40H to 4FH
;which is not overwritten by CP/M
;or normal transient programs.
;Your CBIOS may use some portion of
;bioram to pass system information.
;Adjust all bioram values to match
;your system.
lfmtok equ bioram+1 ;save format through cold boot
swapok equ bioram+2 ;drives swapped?

if checksum
equ 2+cpmtracks ;checksums occupy 2 tracks
endif
if not checksum
equ cpmtracks
endif
if not moreboards
equ 256-loffset-1
endif
if moreboards
equ (lboards*(256-loffset)/2)-1
endif
ldir equ 64*lboards-1 ;64 directory entries per board
lalvs equ ldsm/8+1 ;allocation vector space
lcsvs equ 0 ;directory check space
;*****
; Insert the following code at the very beginning of the Select Disk
; routine, immediately following the label.
if checksum
lda diskboot ;load flag
cpi 1 ;if 1, an error was detected
jnz swapcheck
xra a ;A = 0
sta diskboot ;reset flag
jmp seldsk2 ;go to regular select routine
;if an error was detected in
;reading CP/M from L drive,
;a regular boot is forced.
endif
lda swapok ;is system under SWAP?
cpi 'S' ;if not under SWAP then
jnz seldsk1 ;proceed normally
mov a,c
cpi 0 ;if drive A is selected,
jz lselect ;then select L drive
cpi ldrive ;Drive L is not selectable
jz seldsk2 ;under SWAP

```

The Most Valuable Disk Maker[®] in the Universe

Now with UNIX Option!



Download fast, read over 200 formats easily, reformat rapidly

The more disk formats you work with, the more our Disk Maker[®] system saves time and money by reading and/or writing disks in any of over 200 formats. No modems, no patches, no other special software necessary.

Disk Maker II Plus is a complete, stand-alone system featuring both 8" and 5 1/4" disk drives with options for 3 1/2" and IBM PCAT drives—up to 12 total drives. With its 6 MHz processor and RAM memory drive, Disk Maker II Plus is fast! Hardware options include a 15 or 20 Mb hard disk, an 8086 MSDOS coprocessor and memory expansion.

Optional software includes word processor and Compu-graphic typesetter formats and the MicroDrive Tester for drive alignment testing.

Supported with comprehensive manual, 6 month warranty and continuing software update program.

Disk Maker I is an alternative for existing S-100 systems (CompuPro, Zenith Z-100, North Star, etc.) to provide the same functions as Disk Maker II Plus.

Write or call today for information on how Disk Maker[®] can save you time and money.

Jerry Pournelle wrote about Disk Maker[®]:
"It's easy to install, easy to use, and darned near unique. If you need one, you need it bad." (BYTE, July 1984)

**NEW
GENERATION
SYSTEMS**

1800 Michael Faraday Drive, Suite 206, Reston, VA 22090
(703) 471-5598 Order Line: (800) 368-3359
Dealer inquiries welcomed.

```

dcr c ;logical drives B and C are
;redirected to physical drives
;A and B

seldsk1:
mov a,c ;check for L drive
cpi ldrive
jz lselect

seldsk2:

; *****
; Insert this code at the beginning of the Home routine.
call lcheck
jz lhome

; *****
; Insert the following code in the Set Track routine. It goes just
; after the track is stored in its appropriate memory location.
call lcheck
rz

; *****
; Insert the following code at the beginning of the Translate Sector
; routine
call lcheck
jz ltran

; *****
; Insert the following code in the CBOOT routine just after the
; printing of the SIGNON message.
xra a
sta swapok ;force end of SWAP
; lxi h,clear ;here, insert some code to wipe out
; call print ;the SWAP message if you have put
; ;one on your screen
mvi a,lboards
cpi 1 ;number of boards
cnz lfixfcb ;if more than 1 board, then
; ;patch correct values in file
; ;control block

if autoformat
lda lfmtok ;is L drive formatted?
cpi 'F'
cnz lformat ;if not, format it
endif

; *****
; Insert the following code in the WBOOT routine. It should go just
; before the call or inline code which causes a new read of CP/M.
lda cpmok ;is CP/M on L drive?
cpi 'T'
jnz rboot ;if not, get it the regular way
call lboot ;if it is, get it from L drive
if checksum
lda cpmok ;was an error detected in lboot?
cpi 'T'
jz booted ;if no error
jmp wboot ;if error, then force regular boot
endif
if not checksum
jmp booted
endif

rboot:

; *****
; Insert the following label in WBOOT where a regular boot has
; been completed. This may be after a subroutine call or some
; inline code. If after a call, there may also be a JNZ WBOOT
; instruction and this label should follow that.
booted:

; *****
; Insert this code in the WBOOT routine just after the code which
; sets up the BDOS and BOOT jumps in low memory.
lda cpmok ;is CP/M on L drive?
cpi 'T'
cnz lputcpm ;if not, put it there

; *****
; Insert the following code at the beginning of the code which
; boots CP/M from the regular disk, just before the Select Disk
; routine is called. This sets up a flag to bypass the SWAP code
; in the Select Disk routine; it is necessary only in case an error
; in reading CP/M from L drive has been detected and if SWAP is in
; effect at that time. This will be an extremely rare event.
if checksum
mvi a,1
sta diskboot
endif

```



```

; *****
; Insert the following code at the beginning of the Read Sector
; routine
        call lcheck
        jz lread

; *****
; Insert this code at the beginning of the Write Sector routine.
        call lcheck
        jz lwrite

; *****
; Somewhere in your BIOS there is probably a place where the current
; drive is set into an error message which will be displayed if that
; drive is not ready. In the CompuPro CBIOS this is in the module
; TREAD. Look for an ADI 'A' instruction and change it to read
        adi '1'
; The purpose is to avoid confusion between logical and physical
; drives. When the message "Drive 1 not ready" is displayed, it
; indicates the first floppy drive in the system (Known as drive
; A before drive swapping was added.)

; *****
; Insert this code near the end of the BIOS, before the data storage
; area. Change 'disk', 'track', and 'sector' to the names used by
; your BIOS for the memory locations storing the requested disk,
; track, and sector. Perhaps you will also have to change
; 'dirbuf' and 'dmaadr'.

;
; L drive tables

ldph:
        dw 1xlt          ;Disk Parameter Header
        dw 0             ;translation table address
        dw 0             ;scratchpad area
        dw 0
        dw 0
        dw dirbuf       ;directory buffer address
        dw ldpb         ;disk parameter block address
        dw lcsv         ;directory check address
        dw lalv         ;allocation vector address

ldpb:
        ;Disk Parameter Block
        ;this block is correct for one board
        ;where a data block size of 1024 bytes
        ;is used. If more than 1 board is used,
        ;some of the values will be changed
        ;by the 'lfixfcb' routine, as in that
        ;instance, a data block size of 2048
        ;bytes is used
        dw lspt         ;sectors per track
        if not moreboards
        db 3            ;block shift
        db 7            ;block mask
        ;for data block size of 1024 bytes
        endif
        if moreboards
        db 4            ;block shift
        db 15           ;block mask
        ;for data block size of 2048 bytes
        endif

lexm:
        db 0            ;extent mask
        dw lds         ;disk size-1
        dw ldir        ;directory entries-1

lal0:
        db 11000000b   ;AL0
        db 0            ;AL1
        dw 0            ;number of checked directory entries
        dw loffset     ;reserved tracks

lxlt:
        ds 0            ;L drive does not require translation

;
; L drive routines

lcheck:
        lda disk       ;is L drive the currently selected
        cpi ldrive     ;disk? If so return with Z flag
        ret            ;set to 1

lselect:
        mvi a,ldrive   ;select L drive and store in correct
        sta disk       ;memory location
        lxi h,ldph     ;HL = disk parameter header address
        ret

lhome:
        lxi h,0        ;set track to 0
        shld track
        ret

ltran:
        mov h,b        ;no translation is required; logical
        mov l,c        ;sector is equivalent to physical
        ret            ;sector

lread:
        call lsetup    ;set up for normal read or write
        call lreadsec  ;utility read sector routine
        ret

lwrite:
        call lsetup    ;set up for normal read or write
        call lwritesec ;utility write sector routine
        ret

lsetup:
        lda track      ;set up track register
        out ltrk
        lda sector     ;set up sector register
        out lsec
        lhd dmaadr     ;HL = memory address for read or write
        ret

lreadsec:
        mvi b,128      ;128 byte read
        if checksum
        mvi e,0        ;E = checksum
        endif
lread1:
        in ldat        ;get byte
        mov m,a        ;store it
        inx h          ;increment memory
        if checksum
        add e          ;calculate checksum
        mov e,a        ;store it
        endif
        dcr b          ;B = bytes left to read
        jnz lread1    ;if not done, get next byte
        if checksum
        call lcalc     ;set up for checksum
        in ldat        ;get checksum
        sub e          ;subtract E; if not 0 then an
        endif        ;error was detected
        if not checksum
        xra a          ;force A = 0 and Z flag = 1
        endif
        ret

lwritesec:
        mvi b,128      ;128 byte write
        if checksum
        mvi e,0        ;E = checksum
        endif
lwrite1:
        mov a,m        ;get byte
        out ldat       ;write it to L drive
        inx h          ;increment memory
        if checksum
        add e          ;calculate checksum
        mov e,a        ;store it
        endif
        dcr b          ;B = bytes left to write
        jnz lwrite1    ;if not done, do next byte
        if checksum
        call lcalc     ;set up for checksum
        mov a,e        ;store checksum on L drive
        out ldat
        endif
        xra a          ;force A = 0 and Z flag = 1
        ret

lcalc:
        if checksum
        lda track      ;the checksum for a particular sector
        rlc            ;and track are kept on tracks 0 and 1.
        jnc lcalc1     ;tracks 2 - 127 are on track 0
        mvi a,1        ;tracks 128 - 255 on track 1
        jmp lcalc2     ;the checksum resides in the same sector
lcalc1:
        xra a          ;number in a position equal to the
        ;track number
lcalc2:
        out ltrk      ;set up track register
        lda track     ;track corresponds to one byte in
        out lpos      ;checksum track
        ret
        endif

lformat:
        if autoformat and checksum
        mvi a,80h      ;format byte for checksum tracks
        sta fbyte
        mvi h,2        ;format 2 tracks
        mvi d,0        ;current track
        call lfmat
        mvi a,0e5h     ;format byte for data tracks
        sta fbyte
        mvi h,254      ;format 254 tracks
        call lfmat
        mvi a,'F'      ;set flag
        sta lfmtok
        ret
        endif

```

```

if autoformat and not checksum
lformat: mvi a,0e5h ;format byte for all tracks
          sta fbyte
          mvi h,0 ;format 256 tracks
          mvi d,0 ;current track
          call lfmat
          mvi a,'F' ;set flag
          sta lfmtok
          ret
          endif

if autoformat
lfmat: mvi c,0 ;first sector
       mvi b,lspt ;sectors per track
       mov a,d ;current track
       out ltrk
nxtsec: mov a,c ;current sector
       out lsec
       mvi l,128/cycle ;times through format cycle
       call format
       inr c ;increment sector
       dcr b ;decrement sector count
       jnz nxtsec ;if not done
       inr d ;increment track
       dcr h ;decrement track count
       jnz lfmat ;if not done
       ret

format: lda fbyte ;get format byte
again: out ldat ;format
        out ldat
        out ldat
        out ldat
        out ldat
        out ldat
        out ldat
        out ldat
        out ldat
cycle equ ($-again)/2
dcr l ;decrement cycle counter
jnz again ;if not done
ret

fbyte: db 0 ;format byte
endif

```

```

lfixfcb:
; This routine patches in the correct file control block values for
; more than 1 board. If BIOS space is at a premium, eliminate the
; routine and the call to it and enter the correct values manually
; when adding boards.
cpi 2 ;A = number of boards; if 2, the extent
jnz fixalloc;mask is 1, otherwise it is already 0.
mvi a,1
sta lexm ;store it
ret ;other values are ok, so return

fixalloc:
sui 3 ;subtract 3
mvi d,0
mov e,a ;DE = table offset
lxi h,atable ;HL = table address
dad d ;HL = correct table entry
mov a,m ;get ALO value
sta la10 ;store it
ret

atable: db 1110000b ;3 boards
         db 1111000b ;4 boards
         db 1111100b ;5 boards
         db 1111110b ;6 boards
         db 1111111b ;7 boards
         db 1111111b ;8 boards

lputcpm: mvi a,'W' ;set flag for write
          sta writecpm
          call movecpm
          mvi a,'T' ;CP/M is now on L drive
          sta cpmok
          ret


lboot: xra a ;zero flag for read
        sta writecpm
        call movecpm
        ret

movecpm: lxi h,ccp ;CP/M beginning address
         if checksum
         mvi a,2 ;first track for CP/M
         sta track ;store it for lcalc routine

```

CP/M, MS-DOS EPROM PROGRAMMING SYSTEM

2708
2758
2516
2716
2732
2764



2732A
2764A
27128
27128A
27256
27CXX

- SOFTWARE AVAILABLE FOR CP/M-80, CP/M-86 AND MS-DOS SYSTEMS
- STAND ALONE BOARD - ELECTRONIC SWITCHING OF EPROM TYPES
- USBS 24 VOLT XFMR FOR POWER - ALL SUPPLIES/TIMING ON BOARD
- NO PERSONALITY MODULES TO BUY - LARGE COMPREHENSIVE MANUAL

** PARALLEL PRINTER INTERFACE **

CONNECTS TO ANY PARALLEL PRINTER INTERFACE - USES 8 OUTPUT DATA BITS AND ONE INPUT DATA BIT (BUSY LINE). BUSY LINE IS A HIGH SPEED SERIAL INPUT. FULL EPROM READING AND PROGRAMMING UNIT MAY ALSO BE CONNECTED TO ONE 8 BIT INPUT/OUTPUT PORT.

** CONTROL PROGRAM COMMANDS **

- PROGRAM EPROM(S) FROM DISK - SAVE EPROM(S) TO DISK
- READ DISK FILE INTO RAM - PROGRAM EPROM(S) FROM RAM
- READ EPROM(S) INTO RAM - COMPARE EPROM WITH RAM
- VERIFY EPROM IS BRASED - COPY EPROM
- DISPLAY/MODIFY RAM - (MONITOR MODE) WITH 11 SUB COMMANDS
FILL-DUMP-XPER-EXAMINE-MODIFY-BIAS-PROGRAM-VERIFY, ETC.)

ASSEMBLED & TESTED UNIT WITH COMPLETE DOCUMENTATION AND SOFTWARE ON DISKETTE ---> \$199
PARTS KIT WITH SOFTWARE AND DOC - \$179/PCB SOFTWARE & DOC - \$69
SOFTWARE ON 8 & 5 1/4 DISK FOR IBM, OSBORNE, KAYPRO & OTHER FMTS

TO ORDER SEND CHECK, MONEY ORDER, WRITE OR CALL

ANDRATECH
P.O. BOX 222
MILFORD, OHIO 45150
(513) 752-7218

CALL OR WRITE FOR MORE INFORMATION --- ADD \$4.00 FOR SHIPPING
OHIO RES. ADD 5.5% TAX --- VISA/MC. ACCEPTED --- \$3.00 FOR COD


Announcing a New Product...

OPEN SPOOL PRINTER RIBBON THAT RE-INKS ITSELF

FOR USERS OF

**Okidata and Other
Open Spool Printers
Including Teletype**

MONEY BACK GUARANTEE



OUR SELF-INKING DEVICE WILL LAST 15 TIMES
THE RIBBON YOU ARE NOW USING.

- 15 TIMES LESS RIBBON CHANGES
- NO MORE MESSY HANDS

CONTROLLED PRINTOUT DEVICES, INC.

P.O. BOX 869, BALDWIN ROAD
ARDEN, NC 28704

(704) 684-9044 • TELEX: (FILMON-AREN) 577454

CONTACT US BY MAIL, PHONE OR TELEX AND WE WILL FORWARD YOU A BROCHURE

```

endif
if not checksum
xra a ;first track for CP/M
endif
sta thistrack ;store it
xra a ;force A = 0
sta sectorcount ;CP/M sectors done
nexttrack:
if not checksum
lda thistrack ;set up track register; position
out ltrk ;register is already 0
endif
mvi d,lspt ;sectors per track
xra a
sta thissector ;current sector
nextsec:
if checksum
lda thistrack ;set up track register and clear
out ltrk ;position counter to 0
endif
lda thissector ;set up sector register
out lsec
lda writcpm ;check flag
cpi 'W'
jz writeit ;if write to L drive
call lreadsec
if checksum
jnz lreaderror ;was an error detected?
endif
jmp didit
call lwritesec
writeit:
didit:
lda sectorcount
inc a ;increment sector count
cpi cpmsectors ;see if done with CP/M
rz ;return when all sectors done
sta sectorcount ;store it
lda thissector
inc a ;increment sector in this track
sta thissector ;store it
dcr d ;all sectors on this track done?
jnz nextsec ;if not done
lda thistrack
inc a ;increment track counter
sta thistrack ;store it
if checksum
sta track ;for lcalc routine
endif
jmp nexttrack

writcpm: db 0 ;read or write
thistrack: db 0 ;current track
thissector: db 0 ;sector within current track
sectorcount: db 0 ;total sectors done

if checksum
lreaderror: xra a ;set flag to 0 so that a
sta cpmok ;regular boot will be forced
ret
endif

```

```

;*****
; Insert this code in the data storage section of the BIOS.
; Allocation and check vectors for L drive
lalv: ds lalvs ;allocation vector
lcsv: ds lcsvs ;directory check space

;data storage for L drive flags
cpmok ds 1 ;is CP/M on L drive?
diskboot ds 1 ;for error on lboot
endif

```

Listing 2. - Program SWAP (sets swap flag for BIOS)

```

boot equ 0
bdos equ 5
bioram equ 40h
swapok equ bioram+2 ;flag for BIOS to swap drives
print equ 9h
cdisk equ 4 ;location of current disk
cr equ 13
lf equ 10
esc equ 27

```

```

org 100h
lxi sp,stack
xra a ;A = 0
sta cdisk ;force selection of drive A
lda swapok
cpi 'S'
jz unswap ;if swapped, unswap
mvi a,'S' ;if not swapped, set flag
sta swapok
lxi d,swapmsg ;and print reminder message
mvi c,print ;on message line of console
call bdos
jmp boot

unswap: xra a ;set flag to zero
sta swapok
lxi d,unswapmsg ;blank out reminder message
mvi c,print ;on console
call bdos
jmp boot

```

```

;*****
;The following messages contain escape sequences which are specific
;to the terminal. Replace them with the correct values, if
;different. Sequences given are for a Wyse WY-100 terminal.
;*****
swapmsg: db esc,'A34' ;reverse video
db esc,'F' ;put in message field
db ' '
db 'D R I V E S W A P is in effect...'
db '$'
unswapmsg: db esc,'A33' ;blank video
db '$'
ds 50
stack:

```

PC SPEEDUP

PC-Sprint - \$89⁹⁵ Turbo Seven - \$79⁹⁵

Exec-PC is the specialist in low cost PC speed enhancement. Our new PC-Sprint and Turbo Seven boost your PC to 7 megahertz or higher!

- PC-Sprint - Works with any PC, color or mono. 4.77, 6.67, 7.38mhz. Speed and reset switch. Plug-in installation - \$89.95
- Turbo Seven - Pushes entire PC to 7mhz. Mono PC only. Speed switch. - \$79.95
- V20 5mhz - Replaces 8088 in PC, w/tool (10 or more, \$12.00) - \$14.95
- V20 8mhz - Replaces 8088 up to 8mhz (6 or more, \$15.97) - \$24.95
- V30 8mhz - Replaces 8086 up to 8mhz (6 or more, \$15.97) - \$24.95
- VPM - CP/M emulation with V20/V30 chip. Includes Media Master. - \$99.95
- V20/V30 Tech manual - 224 pages, sold with chip order only - \$7.00
- AT Crystal kit speedup - thick lead crystal (10 or more, \$2.00 each) - \$4.00

All products include chip removal tool, user guide, 90 day warranty, free BBS trial subscription, no extra charge for credit card or shipping.

Exec-PC, Inc. P.O. BOX 11191 SHOREWOOD, WI 53211
 ORDER HOTLINE TECHNICAL INFO ORDER BY MODEM
 (414) 242-2173 (414) 242-2165 (414) 964-5160



The CP/M Bus

by Bob Blum

The CP/M Bus Bulletin Board System, operated by Bob Blum, is available for your use 7 days a week, 24 hours a day at 1200 baud. Reach it by calling (404) 449-6588.

Before putting the CP/M bus RCP/M system online last August I had toyed with the idea for more than two years. It usually doesn't take me this long to make a decision, but in this instance the scales were so evenly balanced between pro and con that without a clear cut reason to move ahead it was just as easy for me to procrastinate continually.

The two most prominent factors that were primarily responsible for my constant wavering dealt with the expense of putting a system online and how much the system would be used. I, at first, doubted the merits of having a bulletin board system because I feared that the system wouldn't be put to maximum use due to the high cost of long distance phone calls. Even when taking into consideration the discounts offered by the alternate phone carriers, the cost of a brief 30 minute phone call placed from the west coast to my home in Atlanta can amount to such a shock when the bill arrives that another call of the same length isn't placed without very good reason.

Secondly, and probably the most influential objection was the expense of setting the system up. I didn't want to try to share my S-100 development system with the phone lines because I tend to make use of it at all hours of the day and night. As a consequence of my irregular work schedule the regular hours of operation for the BBS would be severely limited and probably fall into the wee hours of the night. Certainly this would even further limit the use of the system.

So it seemed that to have a system available 24 hours a day would require the purchase of another computer. I didn't have to concern myself with buying a hard disk or it's controller card because I had a 20Meg Tandon drive sitting around unused from another project, but I would need two floppy disk drives, a CPU board of some type, and the usual cables and a cabinet. And since the system would be in use around the clock the components would need to be the very best or suffer an excessive amount of downtime. No matter how prices have fallen recently this still amounted to a sizable sum of money.

On the other hand I wanted to make the submission of material for the column as easy and uncomplicated as possible. I felt that if I made the submission process as quick and simple as placing a phone call that the number of good contributions would increase. I have been guilty a few times of declining to share software that I wrote because I didn't want to go to the trouble or take the time to copy a few disks or print out a program listing. And if I had used this excuse then I was sure that others were doing so as well.

I also wanted to have a more readily accessible and machine independent solution to software distribution. It has been brought to my attention numerous times that keying a large program listing from the pages of a magazine is a less than desirable way to spend ones free time. The alternate solution to distribution is to copy disks into the more than 300 different CP/M formats, but as you might expect the machines to do this job can be quite expensive unless many hundreds of copies are being made. Certainly, a machine independent distribution system would, I thought, be a hit immediately.

Well, I finally decided to move ahead and go online. In retrospect I wish I had done it sooner. The response to the BBS has far out stripped my greatest expectations. In a little over six months of operation more than 3,100 phone calls were answered at 1200 baud. I don't keep a count of the failed calls so I can't tell exactly how many calls were placed at 300 baud; although I estimate that at least 25% more connections would have been made if my modem were capable of dual speed operation. I think the most exciting figures, however, are the number of hours spent by callers doing uploads and downloads. After the first four months of operation, over 12 hours were spent uploading files into the system and another 194 hours were used downloading files into caller computers.

In response to my request for comments about the system many callers took the opportunity to leave their thoughts about the system. Based on the many favorable comments a high level of satisfaction seems to exist for the bulletin board portion of the system. And after counting the number of programs that were downloaded it seems that the correct mix of programs is available in the CP/M section

as well. I was most encouraged one weekend after discovering that a regular pattern of program uploads was beginning to develop; I hope this trend continues.

THE SYSTEM

When you call in you will be talking to a Racal-Vadic VA3452 modem that is capable of communicating only at 1200 baud. If you make the mistake of calling at 300 baud you may be able to get carrier lock but it will only be a matter of a few seconds before the connection is broken. So please don't waste your time; call at 1200 baud.

The other hardware components I chose to use are an Ampro single board Z-80 microcomputer driving two 5¼" Teac floppy disk drives and a Tandon 20 Meg hard disk drive controlled by a Xebec S1410 SCSI hard disk controller. And last on the list, because it's the newest addition to the system, is a Z-Time clock/calender add-on card.

All of this hardware has run 24 hours a day for over 6 months with practically no problems at all. An incredible track record considering the number of power surges and outages and the heat of a Georgia summer.

GETTING STARTED

Once beyond the first two weeks of operation the CP/M Bus RCP/M system has run almost flawlessly. I expected to have a few problems at first, while any software bugs that crept in during integration got shook out, but the jury is still out deciding whether I deserved the difficult problems I encountered.

The last problem I expected to have was with the hardware. For weeks prior to going online the system had run flawlessly; that is until it was all tied together in a shiny new cabinet. I was soon to become a home grown expert in cabinet cooling systems.

Having bits and pieces of an uncompleted projects lying around while waiting for parts to arrive is very annoying to me. This was especially true during this project because I was most anxious to get the system online but didn't want to make the mistake of doing so prematurely and risk unnecessary downtime. So sit around it did, everywhere; it was practically impossible for me to get into my office let alone do any work. After several weeks of waiting, everything finally arrived and I

FILES ON DISK A:

- USER 0 LOCAL AREA SYSOP/BBS LISTS
- 1 CP/M 2.2 AND CP/M PLUS PATCHES AND APPLICATION NOTES
- 2 CP/M PLUS BIOS AND SYSTEM PROGRAMS
- 3 ZCPR3
- 4 CP/M 2.2 BIOS AND SYSTEM PROGRAMS
- 5 AMPRO AND SB180 SPECIFIC INFORMATION
- 6 LIBRARY UTILITY PROGRAMS
- 7 SYSLIB AND OTHER PROGRAMMING TOOLS

FILES ON DISK B:

- USER 0 PUBLIC UPLOAD/DOWNLOAD AREA
- 1 MBEY AND BYE AND THEIR OVERLAYS
- 2 RBBS37 AND RBBS38
- 3 MISCELLANEOUS RCP/M PROGRAMS
- 4 XMODEM AND KMD03 AND THEIR OVERLAYS
- 5 MODEM740 AND IMP241 AND THEIR OVERLAYS
- 6 MEX AND ITS OVERLAYS
- 7 ASSEMBLER LANGUAGE DEVELOPMENT TOOLS
- 8 WP AND TEXT PROCESSING
- 9 SHAREWARE AND FREWARE PROGRAMS
- 10 KERMIT AND ITS OVERLAYS

FILES ON DISK C:

- USER 0 NEVADA COBOL USERS GROUP
- 1 PICTURES
- 2 GAMES
- 3 HIGH LEVEL LAUGUAGES
- 4 MISCELLANEOUS PUBLIC DOMAIN PROGRAMS
- 5 PUBLIC DOMAIN AND COMPUSERVE DATA LIBRARY DIRECTORIES
- 6 CP/M BUS PROGRAMS

Figure 1. RCP/M Disk Contents

was able to finish the assembly. I couldn't have been happier with my new Integrand horizontal cabinet made specifically for the Ampro Little Board. Every bolt and connector fit as planned and soon the cabinet was packed to the hilt. On went the top cover and it was tucked swiftly away into it's own cubby hole, never to again see daylight, or so I thought.

Upon arriving home from work several days later I found the CRT screen filled with disk error messages. During a call that day logical drive B: had developed a few bad sectors. This, at first, didn't alarm me because a few surface flaws are to be expected on any type of magnetic media.

To correct the problem and get back online as soon as possible I ran a track patching program that simply reads and rewrites into the same position each sector on the disk regardless of any errors. This may, at first, seem to have been a drastic first step. But I have found, from experience, that the data content of a sector read in error is usually still intact due to the ECC error correction ability of the Xebec

controller boards. And even if this caused a problem by writing bad data onto the disk I could always restore the files from my backup disks.

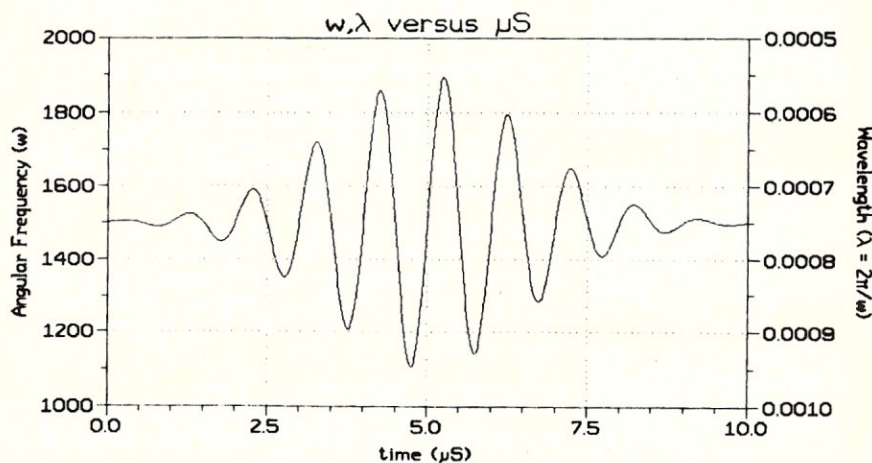
To verify that all the sectors had been written back properly I started a surface analysis program to determine if any obscure errors were hiding from view. This test ran well for about 15 minutes until once again a group of sector errors cropped up, but this time in a completely different place on the disk. This test proved that the disk itself wasn't at fault and I couldn't suspect the disk controller

card because it had been operating properly for weeks. The only unknown factor that I suspected was the new packaging of the system. Maybe I was facing a heat related problem rather than a media defect or controller electronics error.

To test my theory I removed the cabinet's top cover and moved the hard disk drive away from the other components and onto a shelf by itself. To insure proper cooling, I installed a small, yet powerful, fan aimed directly at the bottom circuit board of the disk drive. I repeated the same procedure of rewriting all the sectors on the

GRAPHICS

starting at \$49⁹⁵



SCI-GRAF: Produces line, scatter, and high/low plots on Epson or IBM compatible dot-matrix graphics printers. Supports images up to 1680x1712 dots (over 3 million pixels!), log & linear scales, graphs in 7 colors (on a IX-80), batch processing. Requires MS-DOS 2 or 3, 256k ... \$99⁹⁵

FONTEdit: Easy-to-use full screen font editor allows you to create and modify fonts for our **SCI-GRAF** program. Create Greek, math, and custom symbols in 3 sizes. Supports **SCI-GRAF's** proportional spacing. Requires IBM compatible 320x200 pixel on-screen graphics & IBM compatible keyboard \$39⁹⁵

GRAF 3.0: Produces bar, pie, line, scatter, and high/low plots on Epson, IBM, C.Itoh, or NEC compatible dot-matrix graphics printers. Supports 14 fill-in patterns, 8 point-plotting symbols, automatic scaling, labeling, and legend creation. MS-DOS 2 or 3, 192k \$69⁹⁵
CP/M-80: Requires 64k (54k TPA) \$49⁹⁵

CP/M commands on this system are:

RBBS P	Return to the RBBS system
XMODEM	Transmit files up or down
BYE	Signoff
EXIT	Signoff
SYSMAP	List the contents of each user area
USER n	Change user areas
WHAT'SNEW	List newly downloaded programs
FINDFILE	Global search of the system for a file
WHEREIS	Same as FINDFILE
TYPE	Type a file (handles any type file)
LDIR	List a library directory
LTYPE	List a file from a library
DIR	Produce a directory listing
SDD	Same as DIR
FIND	Search a file for a text string

Figure 2. RCP/M Commands

MSC Microcomputer Systems Consultants

27 Forest Avenue Port Jefferson Station New York 11776-1820 (516) 928-7493

disk and started the surface analysis program again. This time the test ran without error.

I'm not happy with the system being spread around and am pursuing a better solution to my heat problem, but for now if this is what it takes to insure maintenance free operation then I suppose I can overlook the mess for awhile.

ESTABLISHING CONTACT

When calling in to the system hit your return key several times to allow the software to set it's internal baud rate to your speed. Even though my hardware is only capable of 1200 baud operation, the software being used will support multiple baud rates.

Next you will be asked whether your terminal needs nulls for proper operation. If you are not using a CRT you may have to enter a number between 1 to 9 at this prompt to allow for carriage return time on your printer. Once beyond these two preparatory steps you will enter into the message system. From this point I think the system is self-prompting enough to get you started and doesn't require a lengthy tutorial.

Although, before calling in for the first time it may be helpful to first study the two listings accompanying this column. The first one gives a very brief description of the contents of each user area and listing two documents the commands that you can use. Good luck and enjoy.

News, Views & Gossip

continued from page 7

RANDOM BITS

I am sure it will not surprise readers of M/SJ to hear that Taiwan's exports of personal computers and related products rose 26% in '85 to \$1.27 billion with the U.S. taking 65% of their exports.... Consumer Reports, the most respected consumer products reviewing organization in the country, recently issued a preliminary review of the **Atari 520ST** and **Commodore Amiga** systems and referred to them as *high tech doorstops*. They also reviewed the new **Commodore 128** system, which also runs CP/M and stated that it can run a *dated library of CP/M business programs.... more slowly than they do on a CP/M machine.Qume Corp.*, following in Shugart's footsteps, has withdrawn from the floppy disk drive business.... **KayPro** has ceased production of the KayPro I and 10. The KayPro 2x remains the only CP/M-based machine they make. Most of their production is now devoted to PC/XT/AT compatibles.... **CompuCorp**, Santa Monica CA has announced a desktop machine based on the National Semiconductor 32032 microprocessor, selling for \$4,995, and running both Xenix and MS-DOS.... With 1-Mbit DRAM chips now in mass production in Japan, the focus of attention at the recent ISSC conference was on 4-Mbit chips. **TI**, **NEC** and **Toshiba** described their devices

at the meeting promising samples the middle of next year and production in early '88.... **Osborne Computer Corp.** has been forced into liquidation by its creditors. The company had been operating under chapter 11 bankruptcy since September 1983.

COMPUTER FLEA MARKET CALENDAR

Clubs, or companies, running computer flea markets or swap meets should notify us, as early as possible, to be listed in this calendar.

May 3-4th: Cincinnati OH: Ramada Inn of Sharonville. First Midwest T/S Computerfest. Run by Jack Roberts, 3832 Watterson, Cincinnati OH; (513)271-5575.

May 10th: Boston MA area: Northeast Trade Center & Exhibition hall, Woburn MA. Run by Ken Gordon Productions (201)297-2526 or (800)631-0062 outside NJ.

May 24th: Durham NC. Lower level of South Square Mall and covered parking deck. Annual Hamfest/Computerfest. Run by D.F.M.A., Box 8651, Durham NC 27707; (919)544-3556.

June 7th: Secaucus NJ. Meadowlands Hilton Hotel. Run by Ken Gordon Productions.


June 14th: Philadelphia PA area. George Washington Conference Center, Willow Grove PA. Run by Ken Gordon Productions.

For S100 bus by S. C. Digital, Inc.



MODEL 256KM

256 K/1M DYNAMIC RAM Board Model 256KM-512 \$375
 • 256K/1M bytes using 64K or 256K DRAMs • 8/16b data • 24b Address
 • Parity per byte • 175nsec access time • will run Z80/Z8000 to 6mhz, 8086, 80186, 68000 to 8mhz without wait states • transparent refresh, unlimited DMA
 • with 512KB using 256K drams.




MODEL 256KB

256K/1M DYNAMIC RAM Board Model 256KB-256 \$325
 • 256K/1M bytes using 64K or 256K DRAMs • 8b data • 16 or 24b address
 • parity per byte • Memory mapping in 16K blocks • 175 nsec access time • Addressable in 128k, 192k, or 256k boundaries, compatible with Z-100* systems
 • with 256KB using 256K drams, expandable to 1 mega byte, less memory mapping • add \$20 for memory mapping.



MODEL FDC-1

FLOPPY DISK CONTROLLER Board Model FDC-1 \$325
 • Single or double density, sides, in any combination of up to four 8" or 5 1/4" drives
 • Digital phase-locked loop • DMA data transfer with cross 64K boundaries, 24b address, DMA arbitration • built in monitor/boot EPROM that accommodates two different processors • serial port to 19.2Kbaud • uses 765A/8272 • with CPM bios programs



MODEL 8086 CPU

8086 CPU Board Model 8086 CPU \$325
 • 8/4 (or 10/5) mhz SW selectable • 8087 interface • provision to fun two processors on a bus such as our Z80 CPU • convertible to 10, 12mhz clock • optimized for DRAM boards • specify clock speed.

80286 CPU Board Model 80286 from \$350
 • 8/4 mhz switchable • 80827 interface • provision to run two processors on a bus • convertible to 8mhz • separate built in colck for 80287 • optimized for DRAM boards.

Z80 CPU Model Z8CPU \$249
 • 6 or 8mhz, specify • memory mapping in 16K blocks, addressable four M bytes.

SUPPORT Board Model Support-1 \$325
 • 4 serial, full handshakes, two with software programmable baud rates • Centronics • SASI interface • Real/interval times • Calendar-clock with battery backup • expandable interrupt controllers for 8086 or 8080/Z80 • CPU switching to run 2 processors on a bus such as our 8086 or 80286 and Z80 CPU boards.

I/O Interface board Model 3SPC-N \$229
 • 3 serial RS-232C with switch selectable baud rates, 110 to 19.2kbaud.
 • 1 parallel.

128K STATIC RAM/EPROM Model 128KS \$349
NO RAM \$169
 • 128K bytes four 6264 Ram or 2764 Eproms, can be mixed • 8/16 b data • 16/24 b address • bank select, RAM shadowing, etc. • ROM simulation in RAM, battery back-up provision.

S-100 COMPUTER 'System 16' \$3200
 8086 based at 8mhz, with 512kb, 5 serial ports, 1 centronics, 1 SASI, battery backed calendar clock, real time clock, interrupt driven, 10 slot card cage, two 5.25" floppy drives with 500 kb transfer rates and 1.2mbyte storage each, with CPM 86 operating system (Concurrent Dos available soon). Cabinet has room for full size 5 1/4" hard disk.

Operating Systems available: CPM 2.2, CPM 3.0, CPM 86, MSDOS.

* CPM is registered trade mark of Digital Research Inc. Z-100 is registered trade mar of Zeith Corporation.

Please call for latest prices.
 Prices subject to change without notice.

S.C. DIGITAL, INC.

1240 N. Highland Ave., Suite 4 • P.O. Box 906, Aurora, Illinois 60507
 Phone: (312) 897-7749

Write-Hand Man

"Almost a Sidekick for CP/M"

Ted Silveira—Computer Currents, Aug. 27, 1985

"WHM is ingenious and works as intended"

Jerry Pournelle, BYTE Magazine, Sept. 1985 (c) McGraw-Hill

Now available for CP/M 2.2, CP/M 3.0 and ZRDOS!

The convenience of *Sidekick* on your CP/M machine! Trigger *Write-Hand-Man* with a single keystroke and a window pops open to run desk accessories. Exit *Write-Hand-Man* and both the screen and program are restored. Use with any CP/M program and most any CP/M machine. Takes only 5K of memory.

FEATURES

Notepad for quick notes
Appointment calendar
HEX calculator

File and Directory viewer
Quick access phonebook
14 digit decimal calculator

BONUS

Add applications written by you or others! No other *"Sidekick"* lets you add applications. Dump screens, setup printers, communicate with other computers, display the date and time. Let your imagination run wild!

\$49.95 (California residents add tax), shipping included. COD add \$2. Sorry, no credit cards or purchase orders. 30 day guarantee. Formats: 8 inch IBM, Northstar and most 5 inch (please specify).

Write-Hand-Man only works with CP/M 2.2, ZRDOS and CP/M 3.0 (please specify). Simple terminal configuration required. Not available for TurboDOS. Compatible with keyboard extenders, hard disks, and other accessories.

Poor Person Software
3721 Starr King Circle
Palo Alto, CA 94306
415-493-3735

Trademarks: *Write-Hand-Man* — Poor Person Software, CP/M—Digital Research, *Sidekick*—Borland International

PORT-A-SOFT

Aardvark to Zorba

We Can Handle It



**TRANSFER
PROGRAMS, DATA AND
OTHER FILES BETWEEN
OVER 400 COMPUTERS!**

13 OPERATING SYSTEMS

WORD PROCESSORS TOO!!

Prices From \$7.00 Per Disk
Software and Hardware So You Can Do Your Own

**Call or write today for your
FREE CATALOG**


P.O. BOX 1685 555 S. STATE, STE. 12
OREM, UT 84058 (801) 226-6704

DRIVE INN

Enclosure &
power supplies
for
**FLOPPY,
WINCHESTER,
TAPE DRIVES,
SINGLE BOARD
COMPUTERS
& S-100 SYSTEMS**

8 inch
5 inch
3 inch

Call or write
for free
catalogs &
application
assistance



INTEGRAND


RESEARCH CORPORATION

8620 Roosevelt Ave. • Visalia, CA 93291
209/651-1203

We accept BankAmericard/Visa
and MasterCharge

S-100 EPROM PROGRAMMER

EPROM-32



- Field-proven board meets IEEE-696 standard.
- Programs 1K through 32K (byte) EPROMs.
- Textool zero-insertion-force programming socket.
- EPROM is programmed through I/O ports and can be verified through I/O ports or located in memory space for verification.
- Programming voltage generated on-board.
- Personality Modules adapt board to EPROMs:

PM-1—2508, 2758	PM-3—2732, 2732A	PM-6—68764
2516, 2716	PM-4—2564	PM-8—27128
PM-2—2532	PM-5—2764	PM-9—27256

- Feature-packed CP/M-compatible control software includes **fast programming algorithm**.
- One year warranty.

\$269.95*
(A & T)

MicroDynamics Corporation

P.O. Box 17577 • Memphis, TN 38187
(901)-755-0619

* Price includes EPROM-32, documentation and two Personality Modules (specify). Additional Modules—\$17.95. Control software on 8" SSSD diskette—\$29.95. UPS ground—\$2.00, UPS air—\$4.00, COD—\$2.00, foreign add \$15.00. VISA & MASTERCARD welcome.

See Dec. 1983 **Microsystems** for a review of the EPROM-32.

CACHE22 + CP/M 2.2 = CP/M Max!

CACHE22 is a front-end system program that buries all of CP/M 2.2 in banked memory. It helps 8080/Z80 computers to survive by providing up to 63.25K of TPA, plus the ability to speed disk operations, eliminate system tracks, and run Sidekick-style software without loss of transient program space. Complete source and installation manual, \$50.00.

CP/M is a trademark of Digital Research Inc.
Sidekick is a trademark of Borland International



MIKEN OPTICAL COMPANY

53 Abbett Avenue, Morristown, NJ 07960
(201) 267-1210

No source code for
your REL files?

REL/MAC

converts a REL file in the Microsoft™ M80 format to an 8080 or ZILOG™ Z80 source code MAC file with insertion of all public and external symbols.

- **REL/MAC** makes MAC source files
- **REL/MOD** lists library modules
- **REL/VUE** displays the bit stream
- **REL/PAK** includes all of the above
- 8080 REL/MAC demo disk \$10.00

REL/PAK for 8080 only \$99.95
REL/PAK for Z80 & 8080 \$134.95
on 8"SSSD disk for CP/M™ 2.2


Send check, VISA, MC or C.O.D. to

 **MICROSMITH**
COMPUTER TECHNOLOGY

P.O. BOX 1473, ELKHART, IN 46515

1-800-622-4070

(Illinois only 1-800-942-7317)



68K8-CP

Expand Your System with a 68000 CoProcessor

Peak Electronics' 68K8-CP is a high performance 68000 software development package designed to easily integrate into your existing S-100 system. The package consists of the 68K8-CP coprocessor card, CP/M-68K, and a software toolkit that includes a UNIX V7 compatible floating point C compiler and a symbolic debugger.

Any system running CP/M®-2.2, CP/M-3.0 or CP/M-86 can be running CP/M-68K within minutes without any change in existing hardware or software. This card does not replace your current processor. All of the original system's devices (RAM, disks, and other peripherals) are immediately available to the user of CP/M-68K. All files can be accessed by whichever operating system is currently active. Control is transferred between operating systems with a simple one line command.

Features:

- Does not replace your current CPU card or software
- Includes CP/M-68K with UNIX® V7 compatible floating point C compiler and a symbolic debugger
- All developed C and Assembly code is fully relocatable and ROMable
- 8 or 10Mhz CPU with no wait state RAM
- 128K bytes of RAM expandable to 512K
- 2 serial and 1 parallel I/O ports
- IEEE-696-1983, S-100 Compatible
- 30 day money back guarantee
- 1 year parts and labor warranty

Complete Package: \$995.00
VISA or Master Card Accepted


PEAK
Electronics
P.O. Box 700112, San Jose, CA 95170-0112
(408) 253-5108

LSEARCH 3.0

dBASE III

— A GENERAL-PURPOSE CATALOGUE SYSTEM WITH FAST, MULTIKEY BOOLEAN SEARCH —

- User abstracts **keywords** from source materials:

REAL ESTATE LISTINGS
LEGAL TRANSCRIPTS AND DEPOSITIONS
COMPANY AND CLIENT PROFILES
PERSONNEL PROFILES

RESUME'S
PATIENT CHARTS
ARTICLES, BOOKS, CLIPPINGS
WRITER'S OR RESEARCHER'S NOTES

HOLIDAY TOURS AND TRIPS

- Stores the abstracts in a simple universal file structure.
- Searches the "library" for relevant abstracts using **general multikey boolean forms** composed of **lists of keywords**.

- List syntax for boolean forms is simple; lists are stored to file for easy editing.
- **Search algorithm is FAST.**
- **Every application handled in the same way.**

- The all-purpose file structure has just two fields: abstract id number, and keyword. One record for every keyword. User sets the widths of the fields.
- **Categorization of keywords** is accomplished by a variable one-character prefix on the keyword (any printable ASCII character).
- Search lists come in four types: **MATCH**, **NONMATCH**, **GRTR/=** and **LESS/=**.
- Multilist queries come in two types: **ALL** and **ANY**.
 An item satisfies an **ALL** query if it satisfies all the lists (**AND** logic).
 An item satisfies an **ANY** query if it satisfies any list (**OR** logic).
- A list may have any number of keywords, and any mix of categories.
- **Search output is a list of "hits"**, the id numbers of the abstracts which satisfy the query, stored to a file.

Resume Example		
Categories are: T=title, F=function, G=year graduated, P=product area, \$=salary, D=degree, M=major, S=school		
Sample Abstract #43	Sample Queries	
id keyword 43 T_Asst. Director 43 F_Sales 43 G_73 43 P_Fabrics 43 P_Yarns 43 P_Clothing 43 \$_37000 43 D_MBA 43 M_Marketing 43 S_Columbia U.	(a) experience in Sales and Marketing; not a V.P. or Director; 10-15 years work experience; current salary not higher than \$50K. ALL MATCH F_Sales MATCH F_Marketing NONMATCH T_Director T_V.P. GRTR/= G_71 LESS/= G_76 LESS/= \$_50000	(b) not a steel industry executive (Director, V.P. or C.E.O.) ANY NONMATCH T_Director T_V.P. T_C.E.O. NONMATCH P_Steel

- Searching is fast because all entries across all categories are indexed simultaneously — all "search keys" are inverted at once.
- The system is menu-driven except for file creation and editing.
- Users should know dBASE III, but don't need to be programmers.
- dBASE III source code is included, so if you are a programmer you can adapt the system to taste.
- The system provides an option for automatic encoding of keywords and phrases into 3 or fewer bytes, leading to dramatic disk savings. (An application of this type is included with every order: abstracts of dBASE III material from TechNotes.)


To order, please send a check for \$49 + \$3.50 (S&H) to

Thinker's Apprentice / 392 Central Park West, Apt. 12X / New York, NY 10025
 (212) 222-5050

(Residents of New York State, please add state and local sales tax.)

dBASE III is a registered trademark, and TechNotes is a copyright publication of Ashton-Tate.

TOTAL CONTROL with LMI FORTH™



**For Programming Professionals:
an expanding family of
compatible, high-performance,
Forth-83 Standard compilers
for microcomputers**

**For Development:
Interactive Forth-83 Interpreter/Compilers**

- 16-bit and 32-bit implementations
- Full screen editor and assembler
- Uses standard operating system files
- 400 page manual written in plain English
- Options include software floating point, arithmetic coprocessor support, symbolic debugger, native code compilers, and graphics support

For Applications: Forth-83 Metacompiler

- Unique table-driven multi-pass Forth compiler
- Compiles compact ROMable or disk-based applications
- Excellent error handling
- Produces headerless code, compiles from intermediate states, and performs conditional compilation
- Cross-compiles to 8080, Z-80, 8086, 68000, and 6502
- No license fee or royalty for compiled applications

Support Services for registered users:

- Technical Assistance Hotline
- Periodic newsletters and low-cost updates
- Bulletin Board System

**Call or write for detailed product information
and prices. Consulting and Educational Services
available by special arrangement.**

LMI Laboratory Microsystems Incorporated
Post Office Box 10430, Marina del Rey, CA 90295
Phone credit card orders to: (213) 306-7412

Overseas Distributors.

Germany: Forth-Systeme Angelika Flesch, D-7820 Titisee-Neustadt
UK: System Science Ltd., London EC1A 9JX
France: Micro-Sigma S.A.R.L., 75008 Paris
Japan: Southern Pacific Ltd., Yokohama 220
Australia: Wave-onic Associates, 6107 Wilson, W.A.

Pascal Tutorial


Introducing a terrific new tutorial you can use to learn to program in the modern programming language Pascal. Pascal uses structured methods for program definition leading to an easy to write, and easy to understand and maintain program.

- If you are not a Pascal programmer, this tutorial will clearly describe the most fundamental aspects of Pascal programming. It assumes you know nothing about programming and leads you step by step from the fundamentals to the advanced features of Pascal.
- If you are already somewhat experienced in Pascal programming, this tutorial will lead you into using those aspects of Pascal that you have been ignoring. A clear definition of records, pointers, dynamic allocation, and even linked lists are given along with examples of each.
- There are 71 Pascal source files on a disk that you compile and run after examining them using the explanations given in the preprinted instruction manual.
- This tutorial is especially written for TURBO Pascal 2.0 or 3.0 but could be used with any Pascal compiler since the majority of the programs are written in standard Pascal as defined by Niklaus Wirth.
- The last chapter includes several example programs to illustrate program development methods. These programs are also on the disk and can be compiled and run as further examples of programming in Pascal.
- Requires MS-DOS or PC-DOS 2X or later and can be run on any IBM-PC or compatible computer. Equipment requirements are only as needed for your compiler.
- Not Copy-Protected and guaranteed to be effective. If you are not satisfied, we will gladly refund your money if requested within 30 days.
- Sent postpaid anywhere in the USA. Send check or money order for \$24.50 to:

Coronado Enterprises
12501 Coronado Ave NE
Albuquerque, New Mexico 87122

Phone (505) 293-5464 Evenings and Weekends

M68000 SINGLE BOARD COMPUTER




On board 6-10 MHz CPU, 20K RAM, 32K EPROM, two RS-232, 16-bit port, 5-counter/timers expandable via Memory/FDC Board.

M68K CPU (bare board)	\$ 89.95
M68K CPU A&T (6MHz)	\$495.00
MD512K Memory/FDC (bare board)	\$ 89.95
MD512K Memory/FDC (128K)	\$495.00
FDC/Hard Disk interface option	\$150.00
M68KE Enclosure w/power supply	\$249.00
M68K Monitor EPROM's	\$ 95.00
M68K Macro Cross Assembler	\$195.00
4XFORTH OS w/assembler, editor	\$295.00
CP/M 68K OS w/'C' compiler	\$395.00

EMS Educational Microcomputer Systems
P.O. Box 16115
Irvine, CA 92713
(714) 854-8545

HIGH PERFORMANCE RAM



✓ COMPARE

	8/16 BIT DATA	Bank Selection MPM, OASIS, CROMIX-D	10 Megahertz Speed	Software Write Protect	Battery Backup Option
Computro Ram 22	✓	NO	✓	NO	NO
Octagon 256K	✓	NO	✓	NO	NO
Cromemco 256KZ II	✓	NO	NO	NO	NO
Dynamic Boards	✓	✓	NO	NO	NO
BG-Bank 256S	✓	✓	✓	✓	✓

GUARANTEED IN YOUR SYSTEM CROMIX-D • MPM • CCS • OASIS • AMOS

✓ **PLUS:** 8/16 BIT TRANSFERS • 24-BIT EX. ADDRESSING
8-12 MHZ • 2K DESELECTS • RAM-EPROM MIX
IEEE 696/S-100 • LOW POWER • FULLY STATIC


LITHIUM BATTERY BACKUP avoids power failure crashes intelligently. Unique POWER-FAIL-SENSE circuit allows processor to save register information and disable board before POWER FAILURE CRASHES memory.

BG BANK 256S..... ~~\$605~~ Battery Backup ~~\$75~~
BG BANK 64S..... ~~\$395~~ Battery Backup ~~\$55~~

call for new lower prices
MEGABYTE MADNESS
FOUR 256S CARDS
\$2295
call for new lower prices

BG COMPUTER APPLICATIONS, 206 Brookside,
Bryan, Texas 77801. International orders add 30%.
(409) 775-5009

**\$100
BARE BOARDS
ANY COMBINATION OF
3 BARE BOARDS
\$150**




	B/B	KIT	ACT
256K Dynamic Memory 64K to 256K to 1 Megabyte Capacity	\$75	256K/510 64K/360	
UDC-1 Floppy Disk Controller 8" & 5 1/4" Drives	\$70	\$245	N/A
Z80 CPU 4 MHZ/2 MHZ Selectable	\$65	\$245	N/A
I.O. Board - 4 Serial Port Uses 8251 US ART	\$65	N/A	N/A
S100 Clock/Calendar with On Board Battery Backup	\$50	\$99	\$135
Source Code Monitor On Standard 8" Disk Used With CPM 2.2			\$25
Monitor In PROM - 2716			\$25

**BUY ANY COMBINATION OF 4 BOARDS & RECEIVE
FREE MONITOR PROM**

All Manuals Included - All Parts Available - CA Residents Add Sales Tax
\$4 Min. Shipping - Add \$1.65 COD
We Accept Credit Cards

COMPUTIME
8614 HAMILTON AVE., HUNTINGTON BEACH, CA 92646
(714) 536-5000
Business Hours 10-5 Monday through Thursday

THE PROVEN MICRO FAMILY for all the INDUSTRY APPLICATIONS



- SLICER S.B.C. W 80186 CPU, 256K Ram, 32K Eprom, 2-RS232 Ports, SASI & Floppy Ports.
A&T **\$695.00**
128K Ram **\$95.00**
No Ram **\$495.00**
- 1 MEG Memory/Port Exp. Board, up to 1 MEG additional Ram, 4 additional Serial Ports, Real Time Clock with Batt. Backup. A&T **\$495.00**
- PC Exp. Board, Monochrome Video & Keyboard Port, Spec. Graphics & Card Slots available, 8 pages of Video Memory. A&T **\$495.00**
- 8087 Math Co-Processor Board (without 8087 & C-Step CPU). A&T **\$300.00**
- 10MB Hard Disk 1/2H 5 1/4" **\$550.00**
- WD 1002SHD Controller Board **\$200.00**
- SLICER Enclosure, 135W Power Supply, Floppy & Hard Disk Drives & Misc. Support Hdwe **Call**
- CP/M-86 (Digital Research Inc.) **\$ 85.00**
- CCP/M (Digital Research Inc.) **250.00**
- MS DOS (Micro-Soft Corp.) **175.00**
- **NEW!!** M.A.C. & P.I.C. 80186 Boards ... Used as Stand Alone or with SLICER for Motion & Programmable I/O Control. M.A.C. is Multi-Axis Control Board which controls up to 4 Analog Outputs and 4 Incremental Encoder Inputs **Call**
- P.I.C. Programmable Interface Control Board, 32 Inputs and 24 Outputs, 32K Eprom, 4K Static Ram **Call**

SLICER COMPUTERS INC.
2543 Marshall Street N.E. (612) 788-9481
Minneapolis, MN 55418 BBS (612) 788-5909

The Data Base Forum

by Nelson T. Dinerstein

This column will be a regular feature in M/SJ. It will discuss problems associated with the application of database managers such as dBase-II/III, Framework, and Rbase 5000. Suggestions, comments and questions are welcomed.

Following up on my Data Base Forum columns in the November/December 1985 and January/February 1986 issues of this journal, the following comments are in order.

1. A COMMENT ON RULE 3

Rule 3: If an index will be used infrequently, add records to the file without using the index. Then, when the index is required, create the index just before it is used.

This rule refers to the situation where data is entered into a file on a regular and frequent basis. If you enter several records into a large file with a number of indexes, then you may have to wait several minutes between entry of the records, waiting for the index files to be updated. If you in-

MORE COMMENTS ON dBASE II SPEED TECHNIQUES

frequently run a program, say to produce a report once a month, and only this program uses the index named I, then you may wish to enter the records (a frequent operation) without the index I being active. This will speed up entry of the data. Then, when you are ready to print the report, index the desired database to create the index I. The key idea here is that it is often very inconvenient to wait between entry of records, but may be convenient to schedule the reindex during a work break. When you return from the break, the reindexing will be completed and you can continue with the printing of the report.

2. A CORRECTION FOR EXAMPLES 3 AND 4

In these two examples, it was intended that the database be reindexed after exit from the loop. Unfortunately, the code appeared in a form that actually skipped the reindexing, since the RETURN statement was used to exit from the loop. Two alternatives are to place the INDEX statements in the calling routine (rather than immediately after the end of the loop) or to exit from the loop with a technique that does not use the RETURN. The original example is shown in Listing 1.

The RETURN in the IF statement causes the problem. You can rewrite this in two parts (the calling and the called routines) as shown in Listing 2.

Alternatively, you can rewrite the code in one module without the use of the RETURN statement (Listing 3).

3. ACTIVATING ONLY THE REQUIRED INDICES FOR UPDATES

Rules 7 and 8 and example 5 indicate that you should avoid code that will update indices that do not need to be updated. An elegant technique to accomplish this is to

Listing 1.

```
USE X
DO WHILE T
  STORE " " TO ANSWER
  ERASE
  @ 5,1 SAY "ENTER ANOTHER RECORD (Y/N)" GET ANSWER
  IF ANSWER <> "Y"
    RETURN
  ENDF
  (enter a record here)
ENDDO
INDEX ON (field name) TO A
INDEX ON (field name) TO B
INDEX ON (field name) TO C
```

Listing 2.

```
* CALLING ROUTINE
DO SUBROUTINE
INDEX ON (field name) TO A
INDEX ON (field name) TO B
INDEX ON (field name) TO C

* SUBROUTINE
USE X
DO WHILE T
  STORE " " TO ANSWER
  ERASE
  @ 5,1 SAY "ENTER ANOTHER RECORD (Y/N)" GET ANSWER
  IF ANSWER <> "Y"
    RETURN
  ENDF
  (enter a record here)
ENDDO
```

Listing 3.

```
USE X
STORE T TO AGAIN
DO WHILE AGAIN
  STORE " " TO ANSWER
  ERASE
  @ 5,1 SAY "ENTER ANOTHER RECORD (Y/N)" GET ANSWER
  IF ANSWER <> "Y"
    STORE F TO AGAIN
    LOOP
  ENDF
  (enter a record here)
ENDDO
INDEX ON (field name) TO A
INDEX ON (field name) TO B
INDEX ON (field name) TO C
```

Listing 4.

```
USE INVENTORY INDEX INVPARTNO
DO WHILE .NOT. EOF
  STORE # TO MEMRECNO
  SET INDEX TO
  GOTO MEMRECNO
  ERASE
  @ 5,1 SAY "ITEM NUMBER:" + INVPARTNO
  @ 6,1 SAY "QTY ON HAND" GET MEMQTY
  READ
  SET INDEX TO INVPARTNO
  GOTO MEMRECNO
  SKIP 1
ENDDO
```

Listing 5.

```

USE INVENTORY INDEX INVPARTNO
DO WHILE .NOT. EOF
  ERASE
  @ 5,1 SAY "ITEM NUMBER:" + INVPARTNO
  @ 6,1 SAY "QTY ON HAND" GET QTY
  READ
  REPLACE MEMQTY WITH QTY NOUPDATE
ENDDO

```

Listing 6.

```

* REFORM.PRG
* FORMAT FILE FOR REGULAR LUNCH LETTER
@ 2,1 SAY ;
  "ENTER CONTROL-PG DN TO COMMENCE EDITING == PRESS RETURN
  TO TERMINATE"
@ 4,1 SAY "TEXT OF THE LETTER:" GET MISCLET
RETURN

```

use the NOUPDATE option in the REPLACE statement. The original example is shown in Listing 4.

This example can be improved considerably as shown in Listing 5.

COMMENTS: The corrections and modifications listed above were suggested by Anthony Winters of Task-Force, Haifa, Israel. I am most grateful to Mr. Winters for calling my attention to the items that needed clarification or correction. But I was bothered by item 3 above. How could I not know the more elegant technique for the control of updates in the REPLACE statement? After all, the use of the NOUPDATE option is elegant and obviously much better than the original example (example 5 in the January/February issue). After serious reflection, I realized that I had fallen into a common trap. I learned dBASE II before the NOUPDATE option became available and continued to program using the *old* technique. When new versions of dBASE II

became available, I did not even notice the minor change in the syntax of the REPLACE statement. It is my intention to help you understand the nature of common problems encountered in the popular database languages (like dBASE II and III), and to propose some useful solutions. Since this column is a forum for the interchange of ideas and since I have no right to expect that my solutions to common problems will always be the *best*, I expect that I will be caught with *egg on my face* from time to time. Nevertheless, your comments, suggestions, corrections, and additions are both welcome and encouraged.

II. WORKING WITH TEXT IN dBASE III


1. THE dBASE III MEMO FIELDS

Memo fields increase the flexibility of working with textual material. The purpose of this article is to introduce you to dBASE III memo fields: their creation, manipulation, and use.

When you create or modify the structure of a database, enter the letter M to indicate that the field in the database record will be used as a memo field. dBASE III places a pointer in this database record so that it can find the actual memo in a separate memo file that has the .DBT extension. All of the memo fields associated with a database are stored in the same .DBT file. A database record can contain up to 128 memo fields and each memo field can contain up to 4096 characters in standard versions of dBASE III. If you are using the Developer's Release, you have the choice of a word processor (editor). If you use the dBASE III editor, then the limit is 5,000 bytes of text. If you use another editor (specified in the CONFIG.DB file), then the maximum size of the memo text is determined by the limitation of your chosen editor. If the memo field is empty, then it uses no storage space in the .DBT file. If the memo field is not empty, then the minimum storage for the memo field in the

Call **First Capitol** for the best prices and custom configurations on


ZENITH | data systems computers



Z-148 and Z-158 PC compatibles

- * Hard disk systems from 11 to 67 Mb.
- * 8 MHz. operation
- * Up to 640K RAM w/o extra boards
- * Monochrome and color monitors
- * Internal removable winchesters

* From \$1049 *
* ZF-148-41 *



Z-200 " SuperServer "—ideal as LAN fileserver or super CAD station.

- * 62 mb (formatted) 28 ms access drive
- * Network hardware included
- * High resolution video boards/monitors available
- * 69 Mb high speed tape backup
- * Backup power supply

CALL WITH YOUR REQUIREMENTS!

ZENITH | data systems

First Capitol Computer

First Capitol Computer
1106 First Capitol Dr.
St. Charles, MO 63301
(314) 946-1968

AUTHORIZED SALES AND SERVICE

BD Software, Inc., maker of the original
CP/M-80 C Language Development
System, knows

Time is precious

So the compilation, linkage and execution speeds of BDS C are the fastest available, even (especially!) on floppy-based systems. Just ask any user! With 15,000+ packages sold since 1979, there are *lots* of users . . .

New! Ed Ream's RED text editor has been integrated into the package, making BDS C a truly complete, self-contained C development system.

Powerful original features: CDB symbolic source-level debugger, fully customizable library and run-time package (for convenient ROM-ing of code), XMODEM-compatible telecommunications package, and other sample applications.

National C User's Group provides direct access to the wealth of public-domain software written in BDS C, including text editors and formatters, BBS's, assemblers, C compilers, games and much more.

Complete package price: \$150.
All soft-sectored disk formats, plus Apple CP/M, available off-the-shelf. Shipping: free, by UPS, within USA for *prepaid* orders. Canada: \$5. Other: \$25. VISA, MC, COD, rush orders accepted.

BD Software, Inc.

BD Software, Inc.
P O Box 2368
Cambridge MA 02238
617 • 576 • 3828



.DBT file is 512 bytes, since storage is allocated in blocks of 512 bytes. Note that the pointer in the .DBF file requires only 10 bytes, no matter what the size of the actual memo.

To enter data into or to modify the contents of a memo field, edit the .DBF record, place the cursor on the memo field to be edited, and press CTRL-PGDN (while depressing the CTRL key, press the PG DN key). In standard versions of dBASE III, the editing menu can not be placed at the top of the screen for assistance in editing. In the Developer's Release of dBASE III, the default mode is to place the editing menu at the top of the screen. The function key F1 can be used to toggle the display of this editing menu. I personally believe that you will find this feature of the Developer's Release to be desirable, if your clients are to enter and modify their own text. When the text is entered or modified, dBASE III will automatically right justify the text in the expected manner. In the Developer's Release you can control the width of the printed (or displayed) text, when the memo is printed by a program. This is accomplished through the use of the SET MEMOWIDTH command. This command is not available in the standard version of dBASE III. The line length of the text stored in the memo field is therefore independent of the manner in which you choose to display it. Other useful commands (keystrokes) noted in the editing menu are: CTRL-END to save the text and return to the editing of the .DBF records, and PG DN to save the text but remain in memo editing mode. Once you have returned to the .DBF record, you may continue editing in the normal manner or press CTRL-W to terminate the editing of the record and save your changes. Use CTRL-Q to abort your changes.

The above procedure is a bit complex, so you may wish to simplify it for your client. Create a format file to control the display of the memo field before you attempt to edit the field. For example, use a format similar to the one given in Listing 6.

Some directions to the user are provided at the top of the screen, a description of the field to be edited is provided, and the editing itself is limited to the memo field itself (MISCLET). This screen display may be invoked by the following program:

```
CLEAR  
SET FORMAT TO REGFORM.PRG  
EDIT 1
```

When the user terminates the editing of the memo field, the format screen is displayed once again, and indicates to the user that the editing can be terminated by pressing the RETURN key.

To print contents of a memo field, use code similar to the following:

```
LIST OFF MISCLET TO PRINT
```

When you use this form of the LIST command, you will notice that the name of the field (MISCLET) is displayed immediately above the text. This is because dBASE III prints column headers for each field in a database record, whenever the LIST or the DISPLAY commands are used. To suppress the name of the field in the display, use the command SET HEADING OFF in an appropriate place, such as in the main driver of your application system.

2. TEXT AND ENDTEXT

I have encountered a number of situations where I would have liked to include some graphics characters in my screen displays. For example, it would be nice, in some situations, to draw a border around a menu and to separate the functions in the menu. In the past, I have elected to leave out the border and the separating lines, because neither my usual editor, SED (an editor supplied with the Developer's Release to facilitate the creation of code for screen displays and reports), nor the dBASE III editor (invoked through the use of MODIFY COMMAND), can handle the characters with ASCII decimal values greater than 128.

I recently tried Volkswriter Deluxe, version 2.2, from Lifetree Software, that changed my reluctance to include these graphics characters (characters with ASCII decimal code > 128). I found it quite simple to define special keystrokes using the ALT key in combination with the numeric key pad. After the definition was completed (actually a special keyboard interpretation file was constructed), entering the ALT/number keystrokes produced the graphics characters on the screen exactly as I desired to see them when the dBASE III program was run. Volkswriter saves each of the keystroke characters of the edited text in a plain ASCII file. When you display this (text) file on the screen through the use of the MS/DOS TYPE command, you will see each of the text and graphics characters in their normal form. To include this special text (a mixture of letters, numbers, and graphics characters) in your dBASE III program, use the TEXT and the ENDTEXT statements and place the text between them. Most editors allow you to copy text from another file without changing it, so you can use Volkswriter for the entire program or you can use your personal editor for the creation of the program (minus the special text), use Volkswriter to create the special text, and then copy the special text into your program. Don't be surprised if the special text looks different when you view it on your screen through another editor, since most editors do not handle these characters gracefully. To verify that the special text has been copied correctly, exit from your

continued on page 22

"BRIEF has improved my productivity tenfold. It paid for itself in 2 weeks!"

David Norwood, Microsystems Manager

Tailor Editing to Your Style

- A high-level, readable *Macro Programming Language* - allows customization for programming languages . . . Complete, unlimited variables, etc.
- Edit *multiple files of unlimited size* (2 Meg is OK)
- Multiple *Windows* on screen with different or same file, fragments, etc.
- A bona-fide *UNDO* stack (up to 300) of *all operations*: deletions, reading files, search, translate, more.
- Full "*regular expression search*" - wild cards, complex patterns
- Reconfigurable keyboard
- Adjustable line length - up to 512.
- *Keystroke macros* - for common typing sequences
- Suspend BRIEF to execute, *exit to DOS* - run another program (like a compiler, dir, XREF, DIFF, or DEBUG) then resume BRIEF session
- *Compiler-specific* support like auto indent, syntax check, compile within BRIEF

For PC, AT, compatibles and Tandy 2000.

Only \$195

Full Refund
If not satisfied
in 30 days

**Solution
Systems**

335-M Washington St., Norwell, MA 02061
617-659-1571

CALL 800-821-2492.

PC/VI

Full Screen Editor for MS-DOS (PC-DOS)

Looking for an Ultra-Powerful Full-Screen editor for your MS-DOS or PC-DOS system? Are you looking for an editor FULLY COMPATIBLE with the UNIX* VI editor. Are you looking for an editor which not only runs on IBM-PC's and compatibles, but ANY MS-DOS system? Are you looking for an editor which provides power and flexibility for both programming and text editing? If you are, then look no further because PC/VI IS HERE!

The following is only a hint of the power behind PC/VI: English-like syntax in command mode; mnemonic control sequences in visual mode; full undo capability; deletions, changes and cursor positioning on character, word, line, sentence, paragraph or global basis; editing of files larger than available memory; powerful pattern matching capability for searches and substitutions; ability to invoke other programs from within PC/VI; macro capability; location marking; joining multiple lines; auto-indentation; word abbreviations and MUCH, MUCH MORE!

The PC/VI editor is available for IBM-PC's and generic MS-DOS based systems for only \$149. Available in 5¼", 8" and 3½" disk formats. Minimal System Requirements: MS-DOS Version 2.00, 256KB, 1 disk drive. Recommended system: 512KB and hard disk. Quantity and dealer discounts available. For more information call or write:

Custom Software Systems
P.O. Box 551 MO
Shrewsbury, MA 01545
617-842-1712

The UNIX community has been using the VI editor for years. Now you can run an implementation of the same editor under MS-DOS. Don't miss out on the power of PC/VI!

*UNIX is a trademark of AT&T Bell Laboratories.

STYLEWriter


For only \$59 extra . . .
 this high
 quality buffer
 gives you so much MORE



- Upgrade dot matrix printers* to letter quality
- Over 100 type styles
- Double underlining, highlighting, inverse printing and right justification
- Foreign alphabets, scientific and mathematical characters
- Works with any computer, any software
- Basic stylewriter buffers come in 8K (\$139), 64K (\$169) & 128K (\$199) versions



For more information call 1-800-222-9073, (704) 525-4423
 or write • 818 Tyvola Rd./109 • Charlotte, NC 28210



*Any all points addressable dot matrix printer

ISIS

CP/M MS-DOS

COMPLETE SOURCE CODE INCLUDED

ICXPDS: eXchanger now supports the 5 1/4" iPDS format. Manipulation of ISIS-II files using your computer system was never easier.

ICXMDS: Same as ICXPDS, but for MDS 8" systems.

IMXPDS: Reads/Writes 5" iPDS disks on PC's and AT's.

TELEPLUS: Enhanced serial file transfer program for CP/M, ISIS, or MS-DOS.

ISE: Emulator gives the CP/M and MS-DOS user access to all the ISIS-II languages and utilities.


ACCEL 8/16: CP/M-80 emulator for MS-DOS. Enables PC's to run ISE. (no source code)

\$89 each
 \$250 any 3

ZAS Development Package:

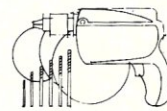
Z-8 / Z-8000 Assembler for CP/M and MS-DOS.

Request catalog of products



Copyrights: CP/M Digital Research, Inc.
 ISIS-II and iPDS Intel Corp. • MSDOS Microsoft

Western Wares 303-327-4898
 Box C • Norwood, CO 81423



Power Tools for power users™

Call today for our free catalog of design aids, compilers, libraries, debuggers, and support tools for Apple and IBM micro computers. The Power Tools catalog includes product descriptions, warranty and license terms, and all the information you need to make an intelligent purchase decision.

TSF offers competitive pricing, free UPS shipping on orders over \$100, and a reasonable return policy. Visa, MasterCard, and American Express accepted without surcharge. TSF helps you get your job done.

Sample Prices:

- Microsoft C \$259
- MASM 4.0 \$109
- Turbo Pascal \$45
- Mark Williams C \$375
- Lets C \$59
- Wendin OS Toolbox \$69
- Blaise Async Manager \$137

Call Toll Free (24 hrs/7 days)
 Ask For Operator 2053


1-800-543-6277
 Calif: 1-800-368-7600



TSF • Dept C-1 • 649 Mission Street
 • San Francisco • CA 94105
 • (415) 957-0111
 The Software Family™

MSC-LAT1

\$649




KAYPRO™

users can share the advantage to LAT1. Just take off your main KAYPRO board and put LAT1-K into your cabinet.

All advantage of LAT1 is yours now!


\$674



MSC-MTC

MSC-ICO

\$499



CP/M plus is a registered trademark of Digital Research Inc.
Z80 is a registered trademark of Zilog Inc.
Turbo Dos is a registered trademark of Software [2000] Inc.
Mountain Side Computer and ZENET are trademark of Southern Pacific Limited

Distributors

England-Quanta systems 01-253-8423
Denmark-Danbit 03-662020
Finland-BB Soft 90-692-6297
India-Betamatix PVT Ltd. 0812-71989
Australia-LAMRON PTY. Ltd. 02-808-3666

Manufacturer and international distributor

SOUTHERN PACIFIC LIMITED

Sanwa Bldg., 2-16-20 Minamisaiwai, Nishi, Yokohama, JAPAN 220
Phone: 045-314-9514 Telex: 3822320 SPACIF J
Advanced single board computer technology company

ZENET NETWORK through twist pair

- 6Mhz HD64B180 (Z80 upward compatible) 512K byte on board (256K installed, 384K RAMDISK)
- LAN: ZENET port 800K baud CSMA CD twist pair bus type upto 500 meters HDLC
- Floppy: 3.5, 5 and 8 inch, d/s density, d/s sided and d/s track automatic density/format checking
- Hard disk: SCSI interface on board
- Video: 80 X 24 characters (color) and 640 X 200 pixels color graphic 128K byte video RAM character set is downloaded from disk
- Timer: battery back up calendar

- Serial: RS232C X 2 and TTL X 1
- Pararell: centronics type, 16 bit TTL, 7/8 bit keyboard port (32 characters FIFO)
- O.S.: Turbo Dos, MP/M (multiuser) banked CP/M plus (single user)
- Size: 10 X 6 inch 4 layered
- Assembled and tested
- BIOS source code available
- Completely faster than other Z80SBC

MSC-PCX

8088 expansion card for LAT1 soon available

WORLD SMALLEST COMPUTER

- Full personal CP/M system in palm: 4mhz Z80 256K RAM (128K RAM DISK)
- Serial: RS232C X 2 automatic baud rate checking
- Pararell: centronics type printer port
- Floppy: 3.5 inch micro floppy disk drive 800K byte (option 5, 3.5 inch drive d/s sided d/s track automatic density checking)

- O.S.: CP/M plus bank version
- BIOS source code available
- Completely faster than other Z80SBC

MSC-MTC/P

Full assembled pcb of MTC
Under \$189 in OEM quantity

\$299

Full featured CP/M plus system

- Z80 4mhz 128K Byte RAM Floppy: 3.5, 5 and 8 inch d/s density, d/s sided and d/s track upto 4 disk drives Automatic density/format check
- Serial: RS232C X 2
- Pararell: Centronics type, 16 bits I/O, 7/8 bit keyboard port
- Timer: battery back up calendar
- Video: 80 X 24 high speed CRT controller
- O.S.: CP/M plus bank version included
- Size: 10 X 6 inch 4 layered

- BIOS source code available
- DRI CP/M plus manual \$50
- New word word processor program for MSC-ICO ADD \$50
- Completely faster than other Z80SBC

MSC-HCS

Expansion card for ICO
RAM disk (upto 2M byte) and SCSI hard disk interface card for ICO with installation program

\$199

USA distributor

SOUTHERN PACIFIC COMPUTER PRODUCTS U.S.A., INC.

21 Altarinda Rd. Orinda, CA 94563
Phone: 415-253-1270

Dealer and distributor inquiries welcome

BOBCAT

The finest disk catalog program available for PC-DOS or CP/M

- * Keeps track of files on floppies or hard disks
- * Compatible with PC-DOS 2.0 or 3.0; CP/M 2.2 or 3.0
- * Contains the most advanced features:
 - 65 character individual file comment line
 - 45 character individual disk title
 - ASCII BOBFILE (disk number file) storing the disk title and file comment lines. Great for quick finds or looks in each disk or directory
 - full directory and subdirectories compatibility
- * File comment lines for both text and binary files
- * Unprotected for ease of use
- * A proven utility sold since 1981

Price: US Residents \$49.95 US funds
Canadian Residents \$49.95 Canadian funds
Other Countries \$54.95 US funds
plus \$3.00 postage and handling
Ontario Residents please add 7% sales tax
Extra DOS or licenses - \$15.00 each to \$75.00 maximum

MASTERCARD, VISA, BANK DRAFTS, MONEY ORDERS
COMPANY CHECKS, PURCHASE ORDERS
Please allow 10 days clearance for PERSONAL CHECKS

R&L MicroServices Inc.
Box 15855, Station F
Ottawa, Ontario, Canada
K2C 3S8 (613)225-7904




The home of the BOBCAT

SERVO INDUSTRIAL PROCESS CONTROL BOARD

14 Bit Lab Accuracy Industrial Durability

The Features of 5 Boards in One.



The Servo Process Control Board is a general purpose multi-channel analog and digital input/output controller which can communicate with and control most medium-scale industrial processes. Designed to work with the Servo Industrial Microcomputer, (or other computers which support the SASI interface), it offers great accuracy at prices starting as low as \$495.

■ American made ■ MILSPEC components ■ 1 year warranty
Maximum configuration includes: ■ 192 analog inputs ■ 64 analog outputs ■ 128 digital inputs ■ 512 digital outputs

■ Based on the INTERSIL 14 Bit A to D converter ■ Communicates with any micro or mainframe computer ■ Easily programmed in high level languages (Turbo Pascal, Microsoft Basic, Forth) ■ PID, FFT, Thermocouple linearization and laboratory DAS software supplied. ■ Custom software and hardware engineering assistance available.



SERVO COMPUTER CORPORATION

360-B N. Ellensburg St.
Box 566
Gold Beach, OR. 97444
(503) 247-2021

The UNIX File

by Ian F. Darwin

This column discusses the UNIX operating system. If you have comments or questions about UNIX or this column, please write to Ian Darwin at Box 603, Station F, Toronto, Ontario, Canada M4Y 2L8. If you have access to the uucp network, mail "ihnp4!darwin!ian". I can't always answer immediately, but I will get back to you; electronic mail gets answered first!

UNIFORM '86 - SOME ANNOUNCEMENTS

UniForum is a large UNIX trade show held each January. This year's UniForum in Anaheim, California featured announcements by several of the big league players as well as attendance by practically every major vendor in the UNIX market. IBM announced a RISC*-based computing workstation, the PC RT, running System V on top of a virtual-memory manager. Don't let the term PC mislead you; this has little in common with the 8/16-bit IBM PC executive toy. The RT has a fast 32-bit custom processor with 40-bit addressing in the underlying hardware. There is a backwards-compatibility option for those with MS-DOS software. The CPU is claimed to be fast, and several well-known software products are already ported to it. One bit of speculation that I overheard is that IBM could announce a product similar to its mainframe VM/CMS system for this architecture. By this line of argument the machine is a clever marketing ploy; the corporate DP/MIS manager faced with people who want UNIX can now say *If you want UNIX, buy the IBM RT PC* and then later pressure them into running an IBM operating system *for better performance or for IBM support*. Just speculation, of course; IBM would never do anything so Machiavellian. More believable is that they are trying to compete head-on with workstation makers like Sun, Apollo, Masscomp, etc. Ignoring the speculation, IBM has announced a fully-committed UNIX entry, implying more solid support of UNIX than previous "-IX" products for the PC and mainframe systems. Speaking of the PC and UNIX, Santa Cruz Operation unveiled SCO Xenix, a full-blown System V, for the IBM PC and compatibles. And other vendors had a range of products, from add-in boards to UNIX database front-ends for the ubiquitous PC.

*RISC is Reduced Instruction Set Computer; RISC architectures feature simplified instruction sets for which modern compilers can generate efficient code, large sets of general-purpose registers, and other features optimised for executing high-level language code.

AT&T was out in full force, with some *old-timers* and many new faces in attendance. New announcements from AT&T centred around System V Release 3, planned for later in 1986. I've discussed plans for SVR3 in a recent column, and there's little change from what I said. Also announced was the first release of the System V Validation Suite (SVVS, pronounced *ess-vee-vee-ess*). SVVS is a series of tests that test a UNIX kernel's conformance to standards.

AT&T's standard for System V is the System V Interface Definition (SVID, pronounced as one syllable); the second edition of the SVID was exhibited at the show. Edition 2 of the SVID is two volumes; volume 1 is the kernel and library interface, and Volume 2 is the commands. Since the added Volume 2 is the commands, we can probably infer that the second release of SVVS will include code to validate the commands. The SVID committee seems to have sensibly taken a least-common-denominator approach to specifying the commands rather than requiring all the commands to have all possible options (purists will be pleased to note that SVID's version of *cat* has only one option, the *-s* switch for silence if files are missing). The importance of having the commands documented in the SVID is that in a few years, as systems are brought into conformance, software vendors will be able to assume a common subset of commands and their options on all systems, for use in writing shell scripts that can be incorporated into distributed software. It is probably even possible for companies distributing 4.2BSD-derived UNIXes to make their systems conform to the SVID by adding some commands, which would make everyone's life easier. If developers catch on, we will for a second time have *the possibility of portability* across UNIX systems.** For now, I have a list of some portability constraints for commands (see below).

Another multivendor standard that appears to have reached critical mass is the Network File System, NFS, from SUN. NFS is one of several competing protocols for making files on one UNIBOX appear as local files to users on another system over a network. *Competing* is too strong a word;

** The first time was when Seventh Edition UNIX was the only widely distributed version outside AT&T; AT&T eliminated the possibility of portability then by releasing System III as the *official* UNIX rather than an adaptation of Version 7, and Berkeley contributed by making many changes to the kernel interface and commands.

this competition is over. Only AT&T could get away with introducing a competitor for it at this stage, and that's exactly what they did. I think they're too late; a dozen or so vendors were showing NFS. If AT&T's SVR3 commercial UNIX offering includes the full *file system types* facility from Bell Labs Research UNIX, they could arrange to have both SUN NFS and their own remote file system running concurrently. If not, they will lose sales to vendors supporting NFS. Vendor independence is the name of the game in UNIXdom. Attempts to lock users into a particular vendor's software are why many people moved to UNIX in the first place, and should not be perpetrated by AT&T of all companies.

The PC RT, the SVID and NFS were arguably the most important revelations at this UniForum's trade show. This is not to disparage the many fine contributions made by other vendors; space precludes a full listing. I also heard several people say that the technical program this year was an improvement over past years! Previously, if you wanted a good technical program, you went to USENIX instead of UniForum; now it seems you have some choice. Next year's UniForum will be held in Washington, D.C. on January 20-23, and should be even bigger and better.

AND SPEAKING OF DATES...

While you've got your calendar out, mark in the Summer 1986 USENIX, June 10-13, in Atlanta, Georgia. And if you're into long-range planning, write down the Summer 1987 USENIX. It's scheduled for June 10-13, 1987 in Phoenix, Arizona. These USENIXes will have trade shows as well as a first-rate technical program.

For those overseas, or wishing to be there, there's the COMUNIX 86 Conference in conjunction with the European UNIX User Show at the Olympia 2, London, England, June 3-5, 1986. Sponsor is /usr/group/UK, and the conference is organized by EMAP International Exhibitions Limited. The theme of the conference is *Unix Solutions*. The call for papers stated that presentations should *aim to demonstrate the profitable application and effective use of UNIX*.

COMMAND PORTABILITY

What if you write a shell file on System V and it fails in a customer's or friend's shop because they run 4BSD and some command that you used doesn't even exist? There is much that could be said about

command portability. So much so that AT&T has written a book (volume II of the SVID) specifying what commands shall be on the system. It will be years before 90% of the UNIX systems conform to the SVID. In the meantime, here are a few commands to beware of when writing shell scripts. Most of this material also applies to *makefiles*, descriptions of commands and dependencies used to build up systems out of components.

There is a core of commands that you can count on. Old favorites like *cat*, *ls*, *rm*, *ed*, *mail* and their friends are likely to exist on any system that claims to be UNIX.

Cut and paste are useful but don't exist on V7 or 4BSD systems. Public domain versions exist, but you'd have to ship these if you wanted to be sure of their being there. Use *awk* instead.

The *install* command is used to install shell files or binaries in system libraries. It's a problem, since at present there are two incompatible versions, one from Berkeley and one from System V.

The output from commands like *who*, *ls -l* and others is likely to vary. Some versions of *ls -l*, for example, print both the owner and the group, thus will appear to have one *extra* column. Don't depend on the fine details of the output format.

Some versions of *chown* let an ordinary user give files away to others, some do not. Don't expect to see this behavior in every UNIX.

Crypt cannot be shipped outside of the U.S.A. because the U.S. government apparently regards it as a munition! Don't rely on *cpio*, since, apart from the existence of numerous versions of the *cpio* format, the program isn't even found on all UNIXes. Use *tar*, or if you are sending files by *uucp* or electronic mail, use one of several *shell archive* programs.

One of the biggest problems for shell script writers is the ubiquitous *echo* command. Just,

```
echo hello world
```

works on every UNIX. But to use *echo* as a prompt, you don't want it to put a newline at the end. On Bell UNIXes and 4BSD, you say,

```
echo -n "What is your name?"
```

but on USG (development) UNIXes you say,

```
echo "What is your name?\c"
```

The only portable ways around this are to have prompts that end with a newline, or to provide your own version of *echo* in a private *bin* directory and include this in the *PATH* variable at the beginning of your shell scripts.

Don't take the approach of saying

```
/usr/mysoftware/bin/echo -n "What is your name?"
```

or,

```
/usr/mysoftware/bin/echo "What is your name?\c"
```

That is, do not specify a *full path* for commands. Instead, use *PATH* at the start of the shell file. Why? Several reasons. It's

easier to get changes right if they only occur in one place. And if the path is wrong, the user will still get some sort of *echo* rather than a mysterious *command not found* message.

I've seen people use absolute paths like */bin/echo* or */usr/bin/echo* (or the corresponding *test* commands) in shell files, too, and I still think it's bad. Some people do it for the purported efficiency gain, others to prevent collisions with user commands. The efficiency gains are more than wiped out when the UNIX developers build *echo* or *test* into the shell, as they have done on some systems, and your shell file still has to go off to */bin* to read in the program. The preferred way to prevent collisions with user commands is to set *PATH* in the shell file; you optimize efficiency gains and still prevent collisions.

The *getopt* command should be used to parse options in a standard way. It's on all System III and System V systems now, will be in 4.3BSD, and there are several public domain versions of it that you can ship with your system if need be. One such public domain version of *getopt* appeared in the C Forum in the March/April '86 issue of M/SJ! The source is only a few kilobytes.

How do you print files onto a terminal? *Cat* will always work. Some systems have paginators called *p*, *pg*, or more. While more may be more common than the others, at this point it's unwise to assume it will be there on every UNIX. It's easy enough to write a short paginator that you can include, and that will be generally useful if it arrives on a system that doesn't already have one.

There are several sets of commands that are so wildly different that they cannot be relied on. These include accounting commands (*last*, *lastlog*, *du*, *quot*, and *disku*) and spooler commands (*lpr*, *lp*,

As far as typesetting, forget it. With the number of versions of *troff* in circulation, you can't depend on it. Best bet: write a shell file called *typeset* and use it as a primitive in your other shell files or the *makefile*. Send me mail if you want my version of *typeset*.


I've listed some commands and issues to keep in mind when writing shell scripts and *makefiles*. There's more; a future issue of this column will continue the discussion.

That's all for this month. I welcome letters and electronic mail on these and other topics, especially suggestions for future columns.

Ian Darwin is Director of Research and Development for SoftQuad, Inc., developers of supported and enhanced troff publishing software.

Byte Magazine called it.

"CIARCIA'S SUPER SYSTEM"



The SB180 Computer/Controller

Featured on the cover of Byte, Sept. 1985, the SB180 lets CP/M users upgrade to a fast, 4" x 7 1/2" single board system.

- **6MHz 64180 CPU**
(Z80 instruction superset), 256K RAM, 8K Monitor ROM with device test, disk format, read/write.
- **Mini/Micro Floppy Controller**
(1-4 drives, Single/Double Density, 1-2 sided, 40/77/80 track 3 1/4", 5 1/4" and 8" drives).
- **Measures 4" x 7 1/2"**, with mounting holes
- **One Centronics Printer Port**
- **Two RS232C Serial Ports**
(75-19,200 baud with console port auto-baud rate select).
- **Power Supply Requirements**
+5V +/-5% @500 mA
+12V +/- 20% @40mA
- **ZCPR3 (CP/M 2.2/3 compatible)**
- **Multiple disk formats supported**
- **Menu-based system customization**

SB180-1
SB180 computer board w/256K bytes RAM and ROM monitor \$369.00

SB180-1-20
same as above w/ZCPR3, ZRDOS and BIOS source..... \$499.00

-Quantity discounts available-

NEW

COMM180-M-S
optional peripheral board adds 1200 bps modem and SCSI hard disk interface.

**TO ORDER
CALL TOLL FREE
1-800-635-3355** **TELEX
643331**

For technical assistance or to request a data sheet, call:
1-203-871-6170



Micromint, Inc.
25 Terrace Drive
Vernon, CT 06066

CRS CANADA REMOTE SYSTEMS

PUBLIC DOMAIN SOFTWARE

Our public domain software library:

- now in excess of 1000 disks
- over 30,000 programs
- includes the complete CP/M UG, SIG/M, PCSIG libraries
- 20-40 new volumes added per month
- supporting over 200 CP/M computers (including Northstar and Apple) and all major IBM type computers (including DEC)

Available In One of Two Ways

Via Modem

- online directly from one of our 11 remote RCP/M, RBBS or FIDO Host systems
- 24 hours per day, 7 days per week
- limited access, restricted membership
- access fee only \$35 Can (\$30 US) covers one year access
- supporting 300/1200 and 2400 baud modems
- telenet access also available

By Mail

- all software available by mail on over 200 different disk formats
- priced by disk, from \$10 Can (\$8 US) per disk
- all major user groups available

Canadian Users

- a full line of commercial software available
- 12 different brands of modems including the US Robotics 300/1200 baud Password and the US Robotics 300/1200/2400 baud Courier
- Echelon and Night Owl software available directly from us



For a free minicatalog,
call (416) 239-2835 or write:

CANADA REMOTE SYSTEMS LTD.

4691 Dundas Street West
Islington, Ontario, Canada
M9A 1A7

ALL SALES SUBJECT TO THE TERMS OF OUR 90 DAY LIMITED WARRANTY. FREE COPY UPON REQUEST.


SOLAR CELL SPECIAL: 4 In. Diameter Rated .45 VDC At 1.2 Amps Or Better. Brand New Units, Cosmetic Seconds, But Perfect Electrically. \$3.99 6/\$20.

THE NEW ZRT-80 CRT TERMINAL BOARD!

A LOW COST Z-80 BASED SINGLE BOARD THAT ONLY NEEDS AN ASCII KEYBOARD, POWER SUPPLY, AND VIDEO MONITOR TO MAKE A COMPLETE CRT TERMINAL. USE AS A COMPUTER CONSOLE, OR WITH A MODEM FOR USE WITH ANY OF THE PHONE-LINE COMPUTER SERVICES.

FEATURES:

- * Uses a Z80A and 6845 CRT Controller for powerful video capabilities.
- * RS232 at 16 BAUD Rates from 75 to 19,200.
- * 24 x 80 standard format (60 Hz).
- * Optional formats from 24 x 80 (50 Hz) to 64 lines x 96 characters (60 Hz).
- * Higher density formats require up to 3 additional 2K x 8 5116 RAMS.
- * Uses N.S. INS 8250 BAUD Rate Gen. and USART combo IC.
- * 3 Terminal Emulation Modes which are Dip Switch selectable. These include the LSI-ADM3A, the Heath H-19, and the Beehive.
- * Composite or Split Video.
- * Any polarity of video or sync.
- * Inverse Video Capability.
- * Small Size: 6.5 x 9 inches.
- * Upper & lower case with descenders.
- * 7 x 9 Character Matrix.
- * Requires Par. ASCII keyboard.



\$89⁹⁵

#ZRT-80
(COMPLETE KIT, 2K VIDEO RAM)

BLANK PCB WITH 2716
CHAR. ROM. 2732 MON. ROM

\$49⁹⁵

SOURCE DISKETTE - ADD \$10
SET OF 2 CRYSTALS - ADD \$7.50

FOR 8 IN.
SOURCE DISK
(CP/M COMPATIBLE)
ADD \$10

Digital Research Computers

(OF TEXAS)

P.O. BOX 381450 • DUNCANVILLE TX 75138 • (214) 225-2309

Call or write for a free catalog on Z-80 or 6809 Single Board Computers, SS-50 Boards, and other S-100 products.

TERMS: Add \$3.00 postage. We pay balance. Orders under \$15 add 75¢ handling. No C.O.D. We accept Visa and MasterCard. Texas Res. add 5-1/8% Tax. Foreign orders (except Canada) add 20% P & H. Orders over \$50 add 85¢ for insurance.

Programmer's Reference Cards

IBM/GW Basic Card
C Language Card
UNIX Shell Card
8086/8088 Card
WordStar Card
Z80 Card



Concise comprehensive reference cards that save time and avoid cumbersome manuals. Organized to keep train of thought while programming and enhance productivity. All are 8 1/2"x11" laminated plastic cards printed in two colors, both sides.

\$5.95 + \$1 each (U.S., Canada & Mexico; Foreign \$3) Shipping & Handling; ordering 3 or more cards \$.50 each S&H (\$1.50 each Foreign). Send check (drawn on U.S. bank) or postal money order to: Micro/Systems Journal, Box 1192, Mountainside NJ 07092.

Pocket Reference Cards

CP/M Programmer's Reference Card - \$2, includes postage (U.S., Canada & Mexico; \$3 foreign)

WordStar Reference Card - \$1, includes postage (Foreign \$2)

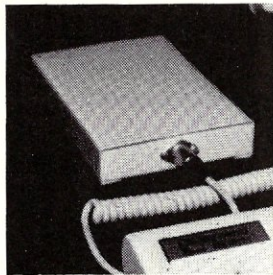
Corvatek Presents: **KEY-UP** THE KEYBOARD INTERFACE

USE AN IBM STYLE KEYBOARD ON ANY* COMPUTER!

Plug an IBM style keyboard into **CORVATEK'S KEY-UP** interface, plug the interface into your computer, and you are ready to type.

FEATURES

- Key Click Option
- Beeper
- Type Ahead Buffer
- Reprogrammable Keys (EEPROM)
- Dvorak option



KEY-UP PRICES

<input type="checkbox"/> DM-1 Bigboards	\$129.00
<input type="checkbox"/> DM-2 Xerox 820	\$129.00
<input type="checkbox"/> DM-3 Kaypro	\$132.00
<input type="checkbox"/> DM-4 Franklin	\$129.00
<input type="checkbox"/> DM-5 ASCII Universal†	\$129.00
<input type="checkbox"/> DM-6 Apple II	\$129.00
<input type="checkbox"/> DM-7 RS-232 Serial	\$129.00

Call for other computer models

KEYBOARDS

KEYTRONICS KEYBOARDS	
<input type="checkbox"/> KB 5150‡	\$112.00
<input type="checkbox"/> KB 5151§	\$164.00
<input type="checkbox"/> KB 5150D (Dvorak)	\$112.00
<input type="checkbox"/> KB 5151D (Dvorak)	\$164.00

COD

Order Now From:

CORVATEK 1100 N.W. VAN BUREN ST. (503) 752-4833
CORVALLIS, OR 97330

* KEY-UP is used on computers with a parallel or serial ASCII keyboard port.
 † Same key placement as IBM keyboard. ‡ Familiar typewriter key placement with separate cursor pad.
 ‡ The UNIVERSAL has all of the signals necessary for the user to adapt to any ASCII keyboard port. Parallel or Serial TTL signals on a DB-25 connector. User supplies cable from keypad to computer.
 Key-up is a trademark of CORVATEK. Bigboard I, Bigboard II, Xerox, Keytronics, and IBM are trademarks of Digital Research Computers, Cal-Tex Computers Inc., Xerox, Keytronics Corp. and International Business Machines.

RP/M2™ creates

CP/M©2.2 compatible IBM PC


1. Remove the 8088
2. Install the NEC μ PD70108 (V20)
3. Boot PC RP/M2

The μ PD70108 chip is a fast 8088 that also executes 8080 machine code. PC RP/M2 is an **operating system**. Either standalone or with MSDOS present, PC RP/M2 provides the solid base of a genuine operating system reliably distinct from the facade created by an MSDOS interface. All 2.2 features are supported with 56.5k TPA, plus file date and time stamping, fast virtual disk, iobyte redirection, terminal cursor positioning, color console display. DOSDISK accesses MSDOS drives; MODEMPC transfers files via serial port; SETDISK redefines a drive to any of over 80 formats, allowing PC RP/M2 to directly process existing CP/M files in their native form. Two system disks plus 105 page user and technical manual \$129. Shipping \$5 (\$10 nonUS)



118 SW First St. - Box G
Warrenton, OR 97146
(503)861-1765

PROGRAMMER'S GUIDE TO




CP/M

EDITED BY SOL LIBES

A collection of all the CP/M oriented articles which appeared in Microsystems magazine from Vol. No. 1 (January 1980) up through Vol. 3 No. 1 (February 1982)....an absolute wealth of in-depth information on CP/M. Covers topics such as: Structure and Format, Interfacing, Utilities and Enhancements, Assemblers, Applications and lots more. Also includes a CP/M Programmer's Reference Guide. 200 pages. \$12.95 + \$2.00 shipping & handling.

U.S., Canada and Mexico.
\$5 for other countries. Send check for full amount payable in U.S. funds by a U.S. bank. We cannot bill or take credit cards.

Send orders to: Micro/Systems
Journal, Box 1192, Mountainside NJ
07082.



Robert E. Lee would have been very fond of **GENRAL**. **GENRAL** simulates the anxiety, uncertainty, and despair felt by the commanders of armies in an imaginary war taking place a century or so ago. **GENRAL** is...

... a TWO-PLAYER game. It requires TWO CP/M computers (Z80 or 8080) communicating via modem or cable at 300 baud. The computers are non-playing "umpires"; they produce statistical reports and animated displays of the battle situation, and relay the players' commands between the machines.

... a REAL-TIME game. It is always "your turn." The video display changes continually as time passes.

... a COMPLEX game. Each player controls an army of twenty-six units. There can be action in several places at once, and the decision which to attend to first can be critical.

... a SERIOUS game. It has had over five years of development and testing. A typical game lasts about two hours and requires constant, intense concentration. The game has an immense variety of possible situations, and does not grow stale with repeated playing.

GENRAL is available from: **Tee-Kay Software**
P.O. Box 23771
Columbus, Ohio 43223

Diskette and User's Manual: \$50.00
User's Manual only: \$10.00
Serial I/O Software Listings: \$ 2.00

A variety of 5" disk formats is available (including Apple), as well as standard 8" SSSD. Please specify desired format when ordering. NOTE: A small amount of customization of screen and modem control software may be required. Sample ASM sources (8080 code) are included on the **GENRAL** diskette. Listings are available on request.

C CODE FOR THE PC

source code, of course

Concurrent C	\$45
LEX	\$25
YACC & PREP	\$25
Small-C compiler for 8086/88	\$20
tiny-c interpreter & shell	\$20
Xlisp 1.4 & tiny-Prolog	\$20
C Tools	\$15

The Austin Code Works
11100 Leafwood Lane
Austin, Texas 78750-3409
(512) 258-0785

		30	100
		Qty	Qty
5 1/4	SS DD 104/1D	2.01	1.86
	DS DD 104/2D	2.69	2.49
8	SS SD 3740/1	2.77	2.56
	DS DD 3740/2D	3.51	3.25

maxell		★ Fast Delivery
5 1/4	SS DD MD1	1.42
	DS DD MD2	1.94
8	SS DD FD1	3.04
	DS DD FD2	3.31

Things	5 1/4	8
Flip 'N File Mini XT	19.35	—
Flip 'N File 50	14.94	24.50
Perfect Data Head Cleaning Kits	18.00	11.95
20 Color Coded Labels	.25	.30

CALL 818-706-8602

★ Credit For USA Direct Dial Call ★
With Any Disk Order.

Disks 'n Things

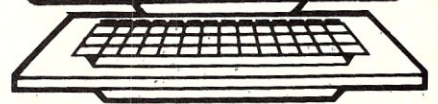
14755 Ventura Blvd., # 713
Sherman Oaks, CA 91403

Free Price List Available

MS-DOS 11 Pound PORTABLE COMPUTER

Includes 2-drives
80 × 16 line LCD Display
128K RAM \$895
512K RAM \$995
Optional 80 × 25 line
Monitor Driver

Word Processor
Vixen System
\$895



Public Domain Software
Copying Company
38 Gold St. L3M NY, NY 10038
(212) 632-2258

d/MULTI MULTIUSER dBASE for TurboDOS

TRUE File and Record Locking as easy as d:BASE-II. Unlimited users can perform the magic of dBASE in the program or interactive mode

- * TurboDOS 1.3 or 1.4
- * No Peeks or Pokes
- * System Date and Time Functions
- * Printspooler Controls up to 16 printers

Martian Technologies . . .
CREATING Multi-users from
Single-users around the world

CALL FOR DETAILS

Martian Technologies
8348 Center Dr., Ste.-F, La Mesa, CA 92041
(619) 464-2924

DISK SALE!

Premium Quality! Lifetime Warranty!

Made by top makers, not "low-end" or second.
We buy millions from the factories! We can't print the maker, but you'll recognize them as the highest quality premium disks made!
Guaranteed 100% error free, SATISFACTION GUARANTEED OR YOUR MONEY BACK!
BULK BOILED
Prices are per disk.

SS/DD 35sk for Apple II series #UDA	48c	48c	43c	40c	35c	61c	57c	55c	52c	49c
SS/DD for Single side computers #UD1	59c	57c	53c	51c	47c	75c	69c	67c	63c	57c
DS/DD for IBM PC & compatibles #UD2	67c	65c	59c	56c	54c	85c	77c	70c	66c	64c
DS/QUAD DENSITY (80pin) #UD4	1.09	1.04	99c	92c	86c	1.19	1.11	1.06	1.02	99c
DS/HD "INDENSITY" for IBM-AT #UAT	2.15	2.12	2.10	2.08	1.99	2.40	2.25	2.22	2.20	2.18
3 1/2" single side #UD3	1.96	1.83	1.80	1.77	1.74	1.80	1.68	1.68	1.60	1.70
3 1/2" double side #UD6	2.65	2.55	2.45	2.40	2.38	2.50	2.70	2.55	2.45	2.40
5 1/4" SLEEVES, #24 white wove #SLV	5c	45c	4c	3.8c	3.2c	Specify suffix "N" or "D" when ordering disk!				
5 1/4" SLEEVES, white tyvek #TYV	7c	6c	5.5c	5.2c	5.4c					

Order BULK (N-Pak) no sleeve or box; BOXED IN TENS (D-Pak) or BOXED IN 25's (J-Pak) with label, sleeve, box, and tabs. Order J-pak, subtract 1c per disk; J-pak avail in UDA-1-2-4.

INCREDIBLE PRICES ON ACCESSORIES!

UNIFILE-10 library cases, clear plastic, holds 10 disks #F10 99c
UNIFILE-100 holds 100 disks, with lock & key, removable top #F100 \$13.88
UNIFILE-70 holds 70 disks, flip-top #F70 \$5.88
RIP-DIP MAILERS, hard plastic, for mailing or puns, holds 5 disks #RPAK 99c
UNIPAK MAILERS, cardboard, holds 2-3 disks #UPAK 10 for 55
HOW TO ORDER: Order by phone or mail, pay by MC-VISA-Amex-COD, or send check with order, minimum order \$20, \$3 for shipping, +\$2 if COD, Canada/Hi AK shipping \$5. Open accounts avail for schools with good credit, minimum purchase order \$100, FOB Unitech. All orders must include daytime phone and STREET address. Send for FREE CATALOG

UNITECH IN MASS (617) UNITECH
20-M HURLEY STREET
CAMBRIDGE, MA 02141
(800)343-0472

PC-PRO is PC-DOS for CompuPro/Viasyn

- PC DOS Ver 3.1
- PC Graphics Support
- All Viasyn Hardware Supported

for information write

Computer House, Inc.

P.O. Box 709 Woodacre, CA 94973
(415) 453-0865
Trademarks: Viasyn Corp.,
PC-PRO - Computer House.

NEW! AFFORDABLE ENGINEERING SOFTWARE



- **LOCIPRO** Root Locus — \$69.95
- **ACTFIL** Active Filter Design/Analysis — \$69.95
- **STAP** Static Thermal Analysis — \$69.95
- **MATRIX MAGIC** Matrix Manipulation — \$69.95
- **RIGHTWRITER** Proofreader & Writing Analyzer \$74.95
- **ACNAP2** AC Circuit Analysis — \$69.95
- **DCNAP** DC Circuit Analysis — \$69.95
- **SPP** Signal/System Analysis — \$69.95
- **PLOTPRO** Scientific Graph Printing — \$69.95
- **PCPLOT2** High Resolution Graphics — \$69.95

BV Engineering
Professional Software
2200 Business Way, Suite 207 • Riverside, CA 92501
(714) 781-0252

Users' Group

Over 85 volumes of public domain software including:

- compilers
- editors
- text formatters
- communications packages
- many UNIX-like tools

Write or call for more details

The C Users' Group
Post Office Box 97
McPherson, KS 67460
(316) 241-1065



68000 BROWSE for CP/M-68K


Look at any CP/M-68K file

Display ANY CP/M-68K disk file in ASCII or HEX. Scroll UP, DOWN, LEFT, or RIGHT any amount via PFKEYS or commands. Online HELP plus an extensive manual. Very powerful and flexible FIND command searches the file and highlights the found string. Repeat FIND, forward and reverse searches, hex, ascii, etc. etc. PRINT will print a line, group of lines, the screen image or the complete file. HELP, TABS, LOCATE, KEYS, CAPS, COLS etc. Support for PFKEYS, PRINTER, ANSI X3.64 and other terminals is provided through a menu driven configuration program. Written completely in 68000 assembler. Shipped on 8" SSSD (IBM 3740) diskette.

WB SOFTWARE DEVELOPMENT **\$49.95** US
112 OAKHAMPTON PL. S.W.
CALGARY, ALBERTA CANADA
T2V 4B2 (403) 238-3216
CP/M-68K trademark of DIGITAL RESEARCH.

PC/FOCAL

FOCAL® language interpreter for the IBM PC, and compatibles, with high level color graphics functions and optional 8087 support. Direct access to PC registers, ROM BIOS, and DOS functions allows PC/FOCAL to rapidly check-out software development ideas. Valuable technical manual details PC graphics, ROM, and DOS functions. Many example programs on disk, including hex disk editor written entirely in PC/FOCAL; listable on one page. Requires PC or MS-DOS 2.1 or higher. PC/FOCAL disk with technical manual \$129. Shipping \$5 (\$10 nonUS)  



118 SW First St. - Box G
Warrenton, OR 97146
(503)861-1765

TERMINAL EMULATION \$49

With XTERM your PC can emulate the DEC VT100/102, VT52, IBM3101, HP2624, ADDS, and ADM3A. Site licenses available for all products.

BASICA WINDOWS \$49

Enhance your basica programs with a dozen new window commands for both interpreter or compiler. Add \$399 for complete "ASM" source code.

DES ENCRYPTION \$59


Government approved data encryption standard with compression and telecommunications formatting. Add \$399 for complete "C" source code.

REMOTE OPERATIONS \$69

Operate your PC/DOS remotely via telephone using CONSOLX. Great for LAN or dBase II applications. Add \$399 for complete "ASM" source code.



HAWKEYE GRAFIX
3415 Hyde Park
Clearwater, FL 33519
(813) 786-8161



The only magazine by and for advanced micro users.

Micro/Systems Journal is the independent magazine for advanced software and hardware hackers who use MS/DOS, CP/M, MP/M, TurboDOS, Concurrent-DOS and Xenix. An important resource for programmers who use C, Turbo Pascal, Fort, Lisp and Assembler. It also covers hardware based on the S-100, PC and AT busses, as well as powerful single board and multi-user systems. Its name — MICROSYSTEMS JOURNAL!

Each issue is packed with practical articles...in depth tutorials, reviews, hints...the latest information on SIG/M, PC/Blue, C-User Group and PC-SIG Public Domain Software. Advanced topics such as 16-bit and 32-bit microprocessors, high performance data acquisition systems, interfacing to peripherals, patching application software packages for improved performance...and lots more! Strictly technical info...no fluff...stuff to keep every hacker up-to-date on the ever-changing micro technology.

Save Up To 27% Off Newsstand Price
TAKE ADVANTAGE OF
SPECIAL LIMITED TIME OFFER
Offer expires June 31, 1986

Edited by Sol Libes, former editor of Microsystems, former columnist in Byte, PC Tech Journal, PC Week, Computers & Electronics and other magazines and author of 15 books. An authority in the field since the early seventies.

Here are examples of topics covered in recent issues.

- Build a PC Clone for Under \$1000

- Typesetting With or Without a Typesetter
- Speeding Up d-Base II & III
- Intersystem Processing
- Loadable Drivers for CP/M
- Review of 16-Bit Lisp & Prolog Packages
- Interfacing to MS-DOS
- Assembly Language Extensions For MS-Basic
- Review of Scientific Word Processors, Concurrent DOS and Turbo Pascal Version 3.0

[] Send a sample issue (enclose \$3.95, \$5.95 other foreign)
[] YES! Start my subscription!
[] 1 YEAR*\$19.97
[] 2 YEARS**34.77
[] 1 YEAR (Canada & Mexico)*27.97
[] 2 YEARS (Canada & Mexico)**51.77
[] 1 YEAR (other foreign)*33.97
[] 2 YEARS (other foreign)**58.91
*6 issues **12 issues
Checks must be payable in U.S. funds by a U.S. bank

Name: _____
Address: _____
City: _____ State: _____ Zip: _____
make check payable to:
MICRO/SYSTEMS JOURNAL
Box 1192
Mountainside, N.J. 07092

Micro/Systems Journal™ Back Issues

The following back issues are available at \$4.50 per copy (\$6 foreign, cash, Postal Order, or U.S. bank check) including shipping. If ordering 3-9 copies deduct 10%, 10 or more copies deduct 15%. Orders can be combined with back

issues of Microsystems for discount. Send to M/SJ Box 1192, Mountainside, NJ 07092.

MARCH/APRIL 1985 (Vol. 1, No. 1): Bringing up CP/M Plus, Assembly Language Extensions for MS-Basic, New Tricks for CP/M2.2, Building an IBM/PC or XT Clone, Extended Single Density Storage, Variable Size Arrays in C; REVIEWS: dBase-III and 16-Bit Lisp & ProLog-Part I.

MAY/JUNE 1985 (Vol. 1, No. 2): Build an S-100 to PC-Bus Converter, Interfacing to MS-DOS Part-1, Loadable Drivers for CP/M2.2, Roll Your Own PC-Clone, Bringing up ZCPR-3, C & Godbout Disk-1 Controller, Writing Translation Programs in C and Turbo Pascal; REVIEWS: 16-Bit Lisp & Prolog-Part II.

JULY/AUGUST 1985 (Vol. 1, No. 3): Structured Programming With Microsoft M80 Assembler, Local Variables in Forth, Interfacing to MS-DOS Part-II, Data Translation with Turbo Pascal, Implementing Sets with Bit Operations in C, A Unix Mail List System; REVIEWS: Scientific & Technical Word Processors-Part I, Macrotech MI-286 S-100 CPU Card, Slicer System, Concurrent PC-DOS, Coherent Operating System.

SEPTEMBER/OCTOBER 1985 (Vol. 1, No. 4): Who Prints on Printer with CCP/M, Interrupt Borrowing with Turbo Pascal, Upgrading CompuPro I/O Boards, Program Interfacing to MS-DOS Part-III, SIG/M & PC/Blue Public Domain Software Distribution Points, TurboDos INSTALL program; REVIEWS: CompuPro 10+, TEX.

NOVEMBER/DECEMBER 1985 (Vol. 1, No. 5): TurboCharge Your 8086/8088 Computer, Faster Floating Point Math with C, Bringing up CP/M-86K, Program Interfacing To MS-DOS Part-IV, Advanced Machine Level Interface Techniques For Turbo Pascal, Context-Independent Macros for C, Build Your Own PC Program Library Using Public Domain Software, dBase-II Speed Techniques-Part I, Tuning Unix Program; REVIEWS: Peak 68K8-CP, Eureka For CP/M-80, Scientific Workstations.

JANUARY/FEBRUARY 1986 (Vol. 2, NO. 1): Implement PC-DOS on Non-IBM Compatible Computers, Part-I; TurboCharge Your 8086/8088 Computer, Part-II; Assembling An AT Clone; Build An S-100 EPROM Emulator, Transferring Files Between CP/M and MS-DOS Systems; Program Interfacing to MS-DOS Part V; dBase-II Speed Techniques; Unix Public Domain Software; REVIEWS: Scientific Word Processors-Part II; Turbo-DOS PC; Turbo Pascal Support & Enhancement.

MARCH/APRIL 1986 (Vol. 2, No. 2): Implementing PC-DOS On Non-IBM Compatible System Part-II (Conclusion), Program Interfacing To MS-DOS Part-VI, Rolling Your Own PC/XT/AT Clone, Converting From CP/M To MS-DOS On The PC, A C Subroutine For Parsing Command-Line Arguments, Arithmetic Aberrations With dBase-III and the dBase Developer's Release, The Marriage of TEX and Postscript; REVIEWS: C Interpreters, C Source-Level Debuggers, Lomas Data Products' S-100 PC, CompuPro S-100 PC Video Board.

Microsystems Back Issues

Some issues of the old Microsystems magazine are still available in very limited quantities. They are \$4 per copy (\$5.50 foreign, cash, Postal Order, or U.S. bank check) including shipping. If ordering 3-9 copies deduct 10%, 10 or

more deduct 15%. Orders can be combined with M/SJ back issues for discount. Send to: MS/J, Box 1192, Mountainside, NJ 07092.

1984

MARCH: MS-DOS Overview Part-I, Enhancing MP/M-II Part-2: adding login, date and time functions, Julian date Conversions, I/O changes for Fortran-80, CP/M Mass Renaming by Filetype, CP/M BIOS public domain enhancements, Power Failure Backup for S-100 systems; REVIEWS: MS-DOS for CompuPro From Computer - House, Lomas Lighting One, Dual Systems SIO4, MagicBind, SAL/80K.

JANUARY: Enhancing MP/M-Part 1; Installing MP/M; Add Concurrency to MP/M; Two Users on CP/M; Relocating Assemblers & Linkage Editors-Part 3; S-100 Wait States; REVIEWS: MP/M-8/16, ProComp-8, Paragraphics Game Board, ProLog.

1983

NOVEMBER: Intro to 80286, 68000, and 16032 Microprocessors; Intro to Local Area Networks-Part 2; Extended Memory Management for older S-100 Systems; Notes on Microsoft Fortran-80; Building S-100 Parallel Ports; REVIEWS: CompuPro CPU-68K, System 8/16, Xenith Z-100, Nevada & Ellis Computing Fortran.

OCTOBER: Intro to Local Area Networks, Part-1; Build Low-Cost LAN; Build S-100 Bubble Memory Card; Use Radio Shack Model 100 portable with a CP/M system; Write Menu Driven Utility for Setting Printer Options; North Star Improvement; True Z-80 Random Number Function; Hide Code in Basic REM statement; Machine Code loader for MBasic; Increase Single-Density Disk Formatting; Relocating Assembler & Linkage Editors, Part-2; Run MX-80 with North Star; User Group Directory; CP/M-86 Versus CP/M-80; REVIEWS: CP/NET, QBAX, S-Basic.

AUGUST: XERA Program; Logging-On CP/M; WordStar Date/Time Patch; Find Location of Variable in North Star Basic; Prevent System Crashes During Warm Boot; Enhance Spreadsheet Print Files; Plot-

ting Package-Part 3; Run WordStar under TP/M; 50-line Text Formatter; Using the LU Utility; User Areas under CP/M; REVIEWS: Stiff Upper Lisp, MuLisp-80, Supersoft Lisp, Cromenco C-10, Access Manager, Fancy Font, Computime SBC-880 S-100 card.

JULY: Using RCPMs; RCPM Directory; PIP Data Between Computers; Toward Smarter Modem Programs; Interface MX-80 via Parallel Interface; Digital Audio On CP/M System; Customize CP/M BIOS; Plotting Package Part-2; REVIEWS: DRI PL/I-86 and PL/I-80, S-100 PMMI MM-VTI.

JUNE: Plotting Package Part 1; Drive HP Plotter; Laboratory Graphics Applications; Console Keypressed interrupts; Customize Wordprocessor Keyboard; WordStar Patch for H-19/Z-19 Terminal; Relocateable Code; REVIEWS: Graftalk, Jes S-100 Graphics Controller, ZCPR2.

APRIL: IEEE-488 Tutorial; Interfacing to Lab Instruments; CP/M-86 System in Lab; Implementing CP/M+ PART II; Build Simple S-100 Card Extractor; Macros & MacroAssemblers; REVIEWS: Pickles & Trout S-100 488 Controller; CP/M Utilities; Morrow Decision I.

1982

NOVEMBER/DECEMBER: CP/M vs. MS-DOS; CP/M-86 vs. MS-DOS; Intro to ADA Part 2; Virtual Disk for NorthStar; CP/M Program Auto-execute; Macros & Macro-Assemblers; REVIEWS: Janus, Aztec-C, C/80, Morrow S-100 M26 Hard Disk System, Teleram S-100 Bubble Memory Card, Jade S-100 Bus Probe.

1981

NOVEMBER/DECEMBER: Introduction to the C Language, Virtual Segment Procedures, Little-Ada Part-II, A Disk Alignment Routine, Northstar DOS/BIOS Directory & File Conversion using UCSD Pascal; REVIEWS BDS-C, Small-C, Tiny-C and Whitesmiths-C; Tarbell Double-Density Disk Controller.

THE BOOK MART

The following books can be ordered through Micro/Systems Journal. Prices include shipping (NJ residents add sales tax) with prices shown for U.S., Canada and Mexico. Add \$5

for other countries. Send checks for full amount payable in U.S. funds by a U.S. bank. We

cannot bill or take credit cards. Allow 15-20 days for order to be processed. Sends orders to Micro/Systems Journal, Box 1192, Mountainside NJ 07092.

NEW WORTHWHILE BOOKS

Applied Programming Techniques in C by Terry Ward. For BDS-C users. \$24.95
Complete Turbo Pascal by Jeff Duntemann. For programmers new to Pascal. \$21.95
dBASE For The Programmer by Nelson Dinerstein. For experienced programmers seeking to master dBASE-III. \$21.95
IBM-PC Public Domain Software by Gary Phillips. \$26.95
Introducing Concurrent PC-DOS by Mark Damke. \$20.95
Advanced C by Herbert Schildt. \$21.95
PC Secrets: Tips for Power Performance by James Kelly. \$18.95
Advanced C Programming by The Waite Group, 320pgs, \$23.95
Assembly Language Programming for the IBM PC/AT by Leo Scanlon, 320 pgs, \$23.95
Programming With MS/PC-DOS Interrupts in Assembly Language by Thom Hogan & Roger Chapman, 288 pgs, \$20.95
Debugging Techniques for IBM PC Basic by Jerome Corsi & Williams Hills, 288 pgs, \$20.95
8087 Applications & Programming for the IBM PC, XT, & AT by Richard Startz, 320 pgs, \$24.95
Programming With Turbo Pascal by David Carroll. By the author of the Turbo Pascal Corner in this magazine. Includes disk with limited version of Turbo Pascal and lots of sample programs; 310 pgs, \$34.95
Advanced C Programming by The Waite Group, 320 pgs, \$23.95

TURBO PASCAL Language

Using Turbo Pascal by Steve Wood. For new Turbo Pascal (V3.0) programmer. Contains lots of code examples. \$20.95

80286/8086/8088

The 8086 Book by R Rector & G Alexy. A guide to 8086 and 8088 hardware and software. Includes examples of interfacing and applications. \$19.95
80286 Programmer's Guide by B. Childs & S. Evanczuk. \$15.95
80286 System Guide by C. Childs & S. Evanczuk. \$15.95
From Basic To 8086/8088 Assembly Language by Tempelton. \$18.95

C Language

C: A Reference Manual by S Harbison & G Steele. Without doubt the best reference manual

for C. Don Libes (C Forum author) uses this as his reference. \$20.95

C Programmer's Handbook by AT&T. A concise reference. \$15.95
Learning To Program In C by Thomas Plum. Considered one of the best books on C language. \$26.00
C Made Easy by Herbert Schildt. For programmers looking to make transition from Basic to C. \$16.95
The C Library by Kris Jamsa. 125 routines from macros to UNIX utilities. \$15.95
C Programming Language by Kernighan & Richie. \$23.50

68000

68000 Assembly Language Programming by G Kane, D Hawkins & L Leventhal. Covers topic in explicit detail and contains many program examples. Also useful as a reference ...very complete. Even good for programmers new to assembler. \$19.95
Self-Guided Tour Through The 68000 by M. Hyman. \$15.95

CP/M

Programmer's Guide To CP/M Edited by Sol Libes. Collection of all CP/M articles from Microsystems magazine (Jan 1980 to February 1982). \$14.95
 Those wanting to customize their BIOS and add CP/M enhancements will find following books useful.
CP/M Techniques by Barbier. \$20.95
CP/M Solutions: Improving CP/M by Barbier. \$15.95
CP/M Assembly Language Programming by Barbier. \$13.95
Programmer's CP/M Handbook by Johnson & Laird. \$22.95
System Programming Under CP/M-80 by Hughes. \$18.95

Following books, by Dave Cortesi, are recommended for learning more about CP/M.

A Programmer's Notebook: Utilities For CP/M Plus \$18.95
Inside CP/M \$27.50
Inside CP/M-86 \$18.95
Inside Concurrent CP/M \$18.95
Inside CP/M Plus \$19.95

The Osborne/McGraw-Hill CP/M-86 User's Guide Includes Concurrent-DOS, Concurrent CP/M-86, DR/Net, DR-EDIX, and DR/Talk. How to use these packages more effectively and trouble shoot hardware and software problems. \$19.95

CP/M-86 Assembly Language by Lindsay. \$19.95
Z-80 Assembler For CP/M by G. King. \$25.95
16-Bit SIG/M Public Domain Software Directory An index, by application, of all 16-bit

S-100 BOOK BACK IN STOCK

We have located a small number of copies of **Interfacing To S-100/IEEE-696 Microcomputers** by Sol Libes & Mark Garetz. This is the definitive book on the subject. It is no longer being published and when this quantity is exhausted there will be no more. So hurry and send in your check. \$24.95

CP/M-86, MP/M-86 & CP/M-68K in the SIG/M library (almost 200 programs), cross-indexed to volume number so you can locate them easily. \$2

IBM-PC/XT & COMPATIBLES

Inside IBM PC: Access to Advanced Features & Programming by Peter Norton. Detailed analysis of MS-DOS, PC-system architecture, ROM-BIOS service routines and much more. \$20.95; Companion disk \$65.95
Peter Norton Programmer's Guide to IBM PC by Peter Norton. For intermediate and advanced users. For assembly language programmer. \$20.95
Complete Guide To IBM PC Graphics by M. Hyman. \$20.95
Assembly Language For IBM PC DOS by Joe Dorner. Book \$20.95; Disk \$ 30.95
Input/Output Assembler Programming For IBM PC DOS by Clarence Germain. \$25.95
IBM PC BASIC For Scientists & Engineers by D Weinman & B Kurshan. \$20.95
Programming Tools For IBM PC: Screen Design, Code Generator, & High Memory Access by J.K. Fugate. \$20.95
PC/BLUE Software Directory Catalog listing contents of public domain software disks in PC/BLUE library. Includes cross-reference index by application and other useful information for PC/MS-DOS public domain software users. \$5

ZCPR3 & Z SYSTEM MANUALS

The ZCPR3 Manual \$20.95
The ZCPR3 Library Manual \$30.95
ZCPR3 & IOPs Manual \$10.95
ZRDOS Programmers's Manual \$9.95
 If ordering all four manuals at one time deduct 10%.

OTHER BOOKS OF INTEREST

Designer's Guide to Disk Drives by Teja & Gonnella. \$ 20.95
Getting The Most From Wordstar & Mailmerge by M David Stone. \$15.95
Operating Systems Design: The XINU Approach by Comer. How to write a Unix-like operating system with much of source code included. \$34.95 (hard cover)

CLASSIFIEDS

Micro/Systems Journal accepts Classified Ads. The charge is \$6/line (3 lines minimum); 40 characters max./line. Three times frequency \$15/line; six times \$25; non-profit clubs \$2/line. Logos, special type, etc. are extra charge. Check must accompany ad copy. Send to Micro/Systems Journal, Box 1192, Mountainside NJ 07092.

\$995 LAP-TOP CP/M MACHINE

NEC 8401A with serial and parallel interfaces, 300b modem built-in, battery powered, and 16 line x 80 col. display. **Interface Technology, Inc.**, Box 3040, Laurel MD 20708, (301)490-3608.

FOR SALE: 2 Mitsubishi 8" DS/DD floppy drives, model M2894-63B-12U, CompuPro DISK-1 Rev 171EDMA floppy controller, Full Documentation, \$500 + shipping. Steve Stolen, 4410 Lehann Dr., Kirby TX 78219; (512)662-7318(eves).

JONTEL BUSINESS SYSTEM

The Jontel Business System is a five journal accounting package based on a dual disk CP/M computer. Included with the seven disk package are mailing and inventory programs with 100+ pages of documentation on disk. 8" & 5" disk formats available. \$69.95. Moonlite Computer, 707 Edge Hill Rd., New Bern, N.C. 28560. Source code available for custom installations, compiled CB80. (919)638-6976.

CP/M-80 LIVES on your PC

CP/Mulator puts a 4Mhz 8-bit CP/M-80 emulator in your IBM-PC for only \$99.

- Execute 8-bit CP/M programs at 4Mhz. Stop waiting around for those slow software emulators at twice the price of this speed demon!
- CP/Mulator makes a fantastic CP/M development environment and allows you to use all your CP/M-80 tools, and the IBM-PC tools too!
- Why write off that expensive package that you bought for CP/M-80 just because you upgrade to an IBM-PC? Apply the \$99 solution and keep it working. No retraining or conversion blues!
- CP/Mulator includes the NEC uP-D70108 processor chip which increases the speed of your IBM-PC by at least 10%. 100% compatible with existing IBM-PC software and 8087 compatible.

PURCHASE SOFTWARE ALONE FOR ONLY \$69!!

**Source Information
PO Box 2974
Warminster PA 18974
(215)628-4719**

2/13x

FOR SALE: CompuPro CPU-Z 6MHz \$125, Disk 1A and CP/M-80 \$475, 64K static RAM \$97. ALL equipment is in new condition. James Walker, 1205 North Main, O'Fallon MO 63366.

S-100 USERS!!!

S-100 BOARD BANK buys, trades, sells, consigns ancient, modern S-100 cards, etc. **SELLERS:** send full description, BEST price. **BUYERS:** savings on S-100 cards from only \$49; send \$4.37 or more to subscribe to our whimsical, official irregular organ and ad extraordinaire, **THE STATEMENT**. Mailorder only. Write **S-100 BOARD BANK**, Box 344 Mailorder Dept. M2, Olympia WA 98507. 2/1/86x

DISK CONVERSION SERVICE

Over 300 CP/M and MS/DOS (PC-DOS) formats. Originals and copies returned in 48hrs. Reasonable rates. Personal service. For information and list of available formats, write: RH Associates, Box 7035, Silver Spring MD 20907, or call (301)587-6230.

FOR SALE: CompuPro 816A with 2-8" floppy drives, TeleVideo 950C terminal, 8085 & 8088 CPU's, 4 ser & 1 par port, 55 blank floppies, CP/M-80, CP/M-86, PASCAL/MT+, SuperCalc, Vedit, PL/1-80, LINK-80, CP/M Macro-Assembler, SID, dBASE II, \$2000, min. bid, call Mark at 503-686-3872. State of Oregon reserves the right to reject any/all bids; also reserves the right to sell to any other gov. unit prior to 6/13/86 closing date of sale.

Advertiser Index

<p>Age of Reason 58 AndraTech 72 Applied Innovations 22 Atlas International 59 Austin Code Works 92 BD Software 84 BG Computer Applications 81 BV Engineering 92 Canada Remote Systems Ltd 90 Carolina Engineering Laboratories 86 Competitive Edge 23-25 Compu-Magic 36 Computer House 92 Compu/Time 81 Controlled Printout Devices 72 Coronado Enterprises 80 Corvatek 91 C Users' Group 92 C Ware Corporation 43 Custom Software Systems 85 Data Base Decisions 68 Digital Decisions 35 Digital Research Computers 90 Disks 'N Things 92 Earth Computer 9 Echelon 22 Educational MicroComputer Systems .. 80 Electronic Control Technology 65 Exec-PC 73 First Capitol Computer 83 Fulcrum Computer Products 12</p>	<p>Gimpel Software 47 & 57 Hawkeye Graphics 93 Holliston Computer 51 Integrand 77 Intelligent Computer Design 61 Intercontinental Micro C3 James River Software 50 Laboratory Microsystems 80 Lattice 15 Macrotech International C2 Magnum Digital 18 Martian Technologies 92 M Global 43 Microcomputer Systems Consultants .. 75 Microdynamics 78 Micro Interfaces 19 Micro Methods 91 & 93 Micromint 89 Micro Smith 78 Micro Supply Organization 48 & 49 Micro/Systems Journal Renewal 93 Micro/Systems Journal Books 95 Micro/Systems Journal Back Issues ... 94 Miken Optical 78 Mitek 39 Mix Software 13 National Public Domain Software 17 New Generation Systems 70 Night Owl 55</p>	<p>Peak Electronics 78 Performics 26 Personal Integrated Computer 69 Poor Person Software 77 Port-A-Soft 77 Programmer's Shop, The 37 Public Domain Software 92 Rapid Systems 5 Rational Systems 64 R & L MicroServices 87 S.C.Digital 76 Semidisk Systems C4 Servo Computer 87 Slicer Computers 81 SofCap 7 Software Wizardry 55 Solution Systems 85 Southern Pacific 87 Sunny Hill Software 64 Systems Innovations 27 Tee Kay 91 Teletek 2 Thinker's Apprentice 79 TSF 86 Turbo Six 42 Unitech 92 Viasyn/CompuPro 1 WB Software Development 92 Western Wares 86</p>
--	---	---

NOVELL COMPATIBLE

ONE-STOP ARCnet™ LAN SOLUTIONS

Now you can get all the tools you need to build industry standard **TOKEN-PASSING** networks from one source.

InterContinental Micro.

Our networking packages let you configure any combination of nodes (PC s and compatibles, ATs, XTs, Jrs., Z-100 s) to a common Fileserver in just a few minutes with our menu-driven installation program.

Active and passive hubs allow you to integrate up to 255 users on a single network with *increased* efficiency as the network grows.

In addition, our stand-alone ARCnet™ Workstation/Fileserver and complete line of S-100 Bus products (single board computers, slaves and controllers) give you and your customers even more options.

ARCnet is a trademark of Datapoint Corporation.

We're also compatible with other industry-leading ARCnet PC™ and S-100 products, and our PC networking boards include an optional 256K of system RAM.


All with InterContinental Micro's reputation for outstanding reliability, exceptional service, and highly competitive pricing.

Call InterContinental Micro today, or circle the bingo number below for ARCnet™ LAN solutions.

**InterContinental
Micro**


4015 Leaverton Court, Anaheim, CA
92807; Phone: (714) 630-0964
Telex: 821375 SUPPORT UD; Easylink: 62562040.

Call for GSA pricing.



TIME & MONEY

SemiDisk is the disk emulator that saves you more of both.



We've just done something we know you'll like. We've made the SemiDisk far more affordable than ever before. With price cuts over 25% for most of our product line. Even our new 2 megabyte units are included.

COMPARE WITH THE OTHERS.

SemiDisk Systems builds fast disk emulators for more microcomputers than anyone else. S-100, IBM-PC, Epson QX-10, TRS-80 Models II, 12, and 16. Up to 2 megabytes per board, standard. Up to 8 megabytes per computer, using only four bus slots, max! Software drivers are available for CP/M 80, MS-DOS, ZDOS, TurboDOS, VALDOCS 2, and Cromix. SemiDisk turns good computers into great computers.

GREAT NEWS FOR IBM PC AT USERS.

New MS-DOS 3.0 software drives take full advantage of the 80286's expanded instruction set, moving data four times faster than can be done on PC or XT.

BATTERY BACKUP, TOO.

At 0.7 amps per 2 megabytes, SemiDisk consumes far less power than the competition. And you don't have to worry if the lights go out. The battery backup option gives you 5-10 hours of data protection during a blackout. Nobody else has this important feature. Why risk valuable data?

IT'S EXPANDABLE TO 8 MEGABYTES.

You can start with as little as 512K bytes, and later upgrade to 2 megabytes per board. At your own pace, as your needs expand.

In an IBM PC, XT, and AT you can have multiple drives on a single system. And the SemiDisk gives you mainframe performance on the top of your desk.

AND THE BEST NEWS IS SAVED FOR LAST:

	<u>512K</u>	<u>1Mbyte</u>	<u>2Mbyte</u>
SemiDisk I, S-100	\$695	\$1395	
SemiDisk II, S-100	\$995		\$1995
IBM PC, XT, AT	\$695		\$1795
QX-10	\$595		\$1795
TRS-80 II, 12, 16	\$695		\$1795
Battery Backup Unit	\$150	\$150	\$150

SEMIDISK

SemiDisk Systems, Inc.

P.O. Box GG, Beaverton, Oregon 97075

503-642-3100