


BULLETIN 1184B

33 PAGE PRINTER SET

(ASR, KSR AND RO)

PARTS



TELETYPE[®]
CORPORATION
5555 TOUHY AVENUE, SKOKIE, ILLINOIS

TABLE OF CONTENTS

SECTION	TITLE	ISSUE	DATE
574-121-800TC	33 Keyboard (UK)	*7	December 1974
574-122-800TC	33 Typing Unit (UP)	*10	December 1974
574-123-800TC	33 Call Control Unit (UCC)	*9	December 1974
574-124-800TC	33 Reader (UX)	*6	December 1974
574-125-800TC	33 Tape Punch (UPE)	*6	December 1974
574-126-800TC	33 Cover and Table	*8	December 1974

*Indicates revised sections

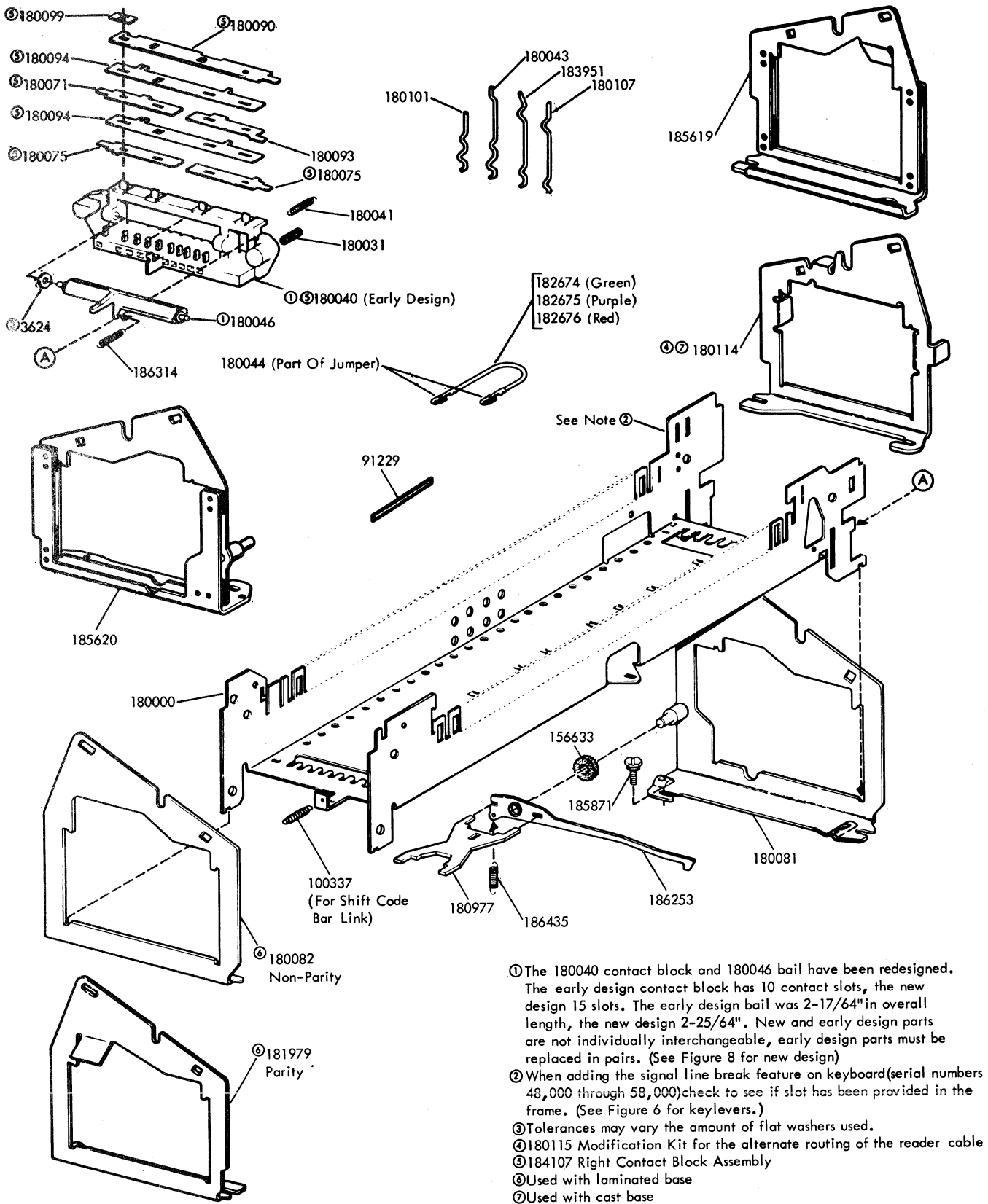
33 KEYBOARD (UK)

PARTS

FIGURE	CONTENTS	PAGE
1	Keyboard Basket and Contact Block	2
2	186752 Modification Kit to Provide Locking for Keyboard (Early Design)	3
3	186752 Modification Kit to Provide Locking for Keyboard (Later Design)	3
4	Keyboard Covers	4
5	Keytops	5
6	Keylevers	6
7	Codebar Mechanism	7
8	Codebar Mechanism for Units Equipped with Even Parity	8
9	Codebar Mechanism for Numeric Keyboard	9
10	Reset Mechanism for Self-Contained and Solenoid Reset Keyboards	10
11	Reset Mechanism for Even Parity Keyboard	11
12	Cover for Self-Contained and Solenoid Reset Keyboards	12
13	Cable Components	13
14	185801 Modification Kit to Provide Locking for Keyboard	14
	Numerical Index	15

**** Denotes a Painted Part**
HF - Light Olive Gray Smooth Vinyl

**NOTE: Refer to Section 574-020-800
for Additional 33 Keytop Descriptions.**



- ① The 180040 contact block and 180046 bail have been redesigned. The early design contact block has 10 contact slots, the new design 15 slots. The early design bail was 2-17/64" in overall length, the new design 2-25/64". New and early design parts are not individually interchangeable, early design parts must be replaced in pairs. (See Figure 8 for new design)
- ② When adding the signal line break feature on keyboard (serial numbers 48,000 through 58,000) check to see if slot has been provided in the frame. (See Figure 6 for keylevers.)
- ③ Tolerances may vary the amount of flat washers used.
- ④ 180115 Modification Kit for the alternate routing of the reader cable
- ⑤ 184107 Right Contact Block Assembly
- ⑥ Used with laminated base
- ⑦ Used with cast base

FIGURE 1. KEYBOARD BASKET AND CONTACT BLOCK

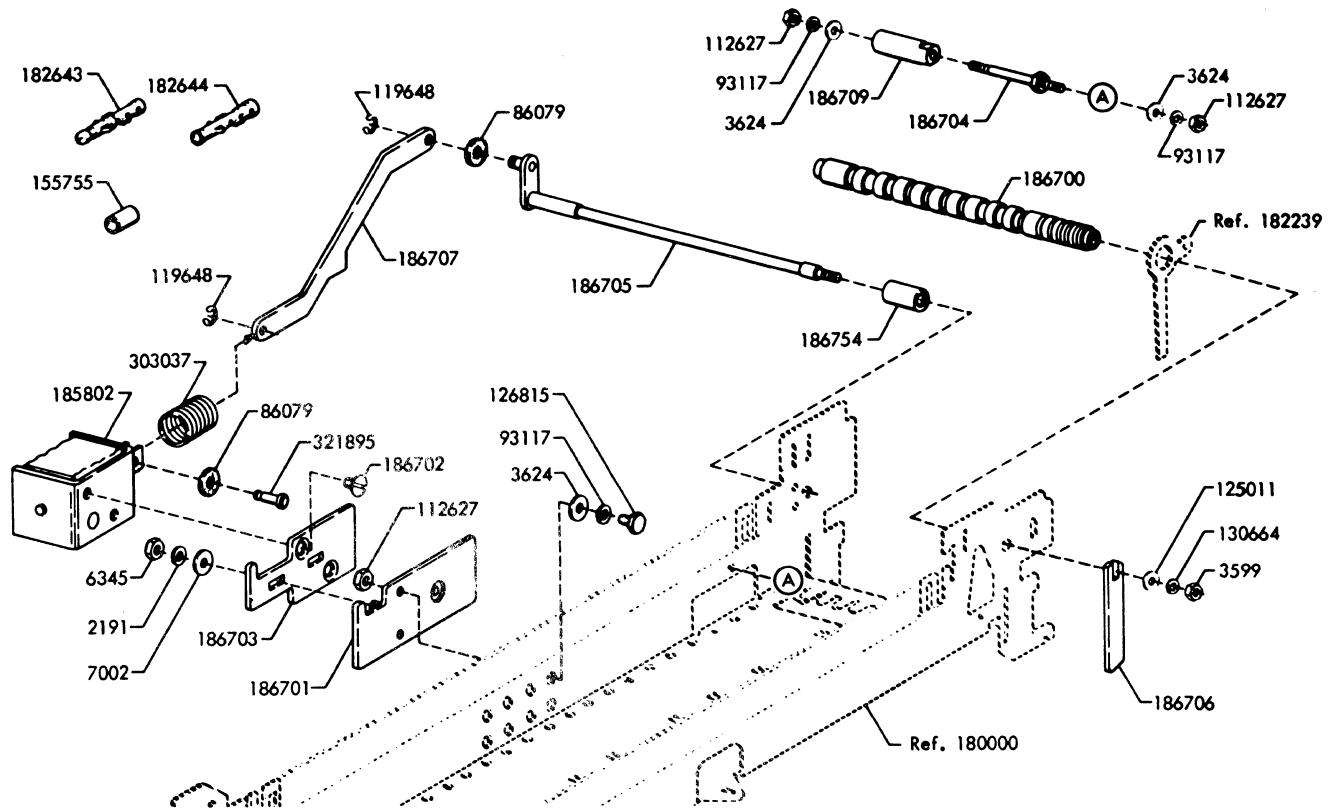


FIGURE 2. 186752 MODIFICATION KIT TO PROVIDE LOCKING FOR KEYBOARD (EARLY DESIGN)

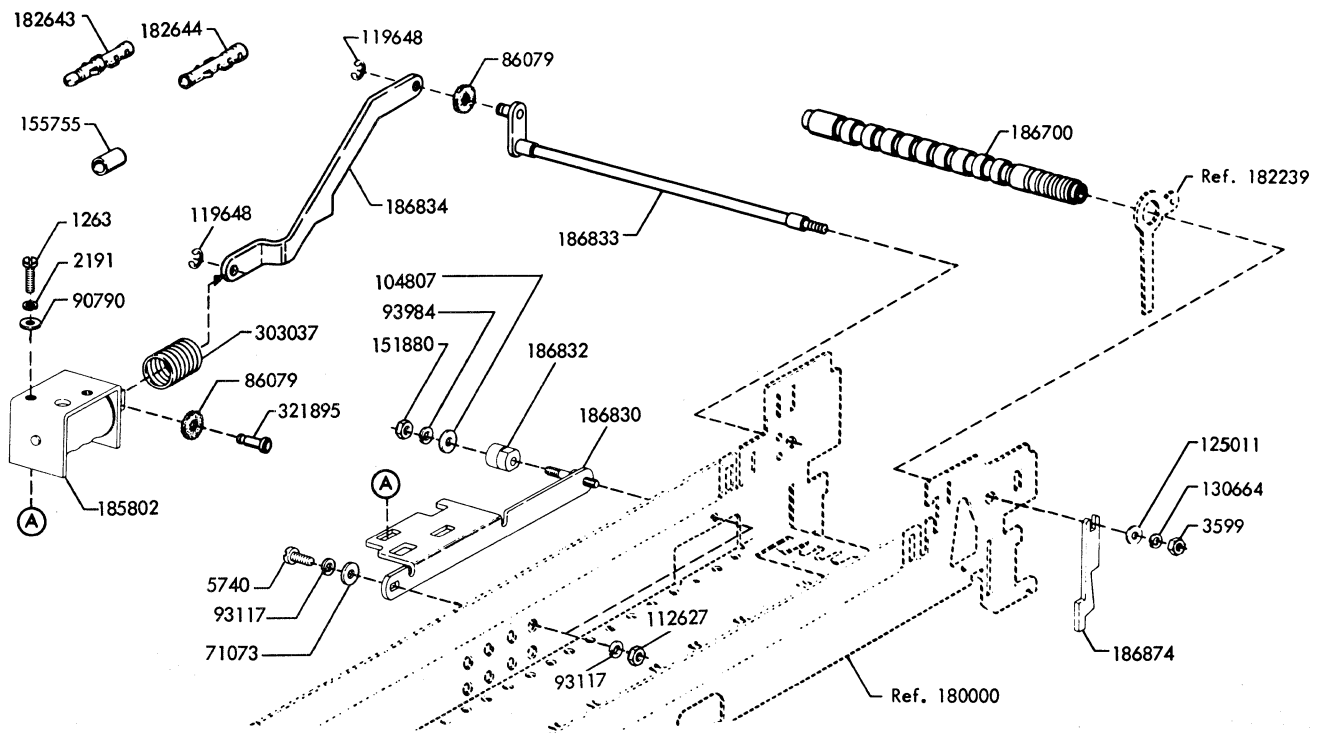


FIGURE 3. 186752 MODIFICATION KIT TO PROVIDE LOCKING FOR KEYBOARD (LATER DESIGN)

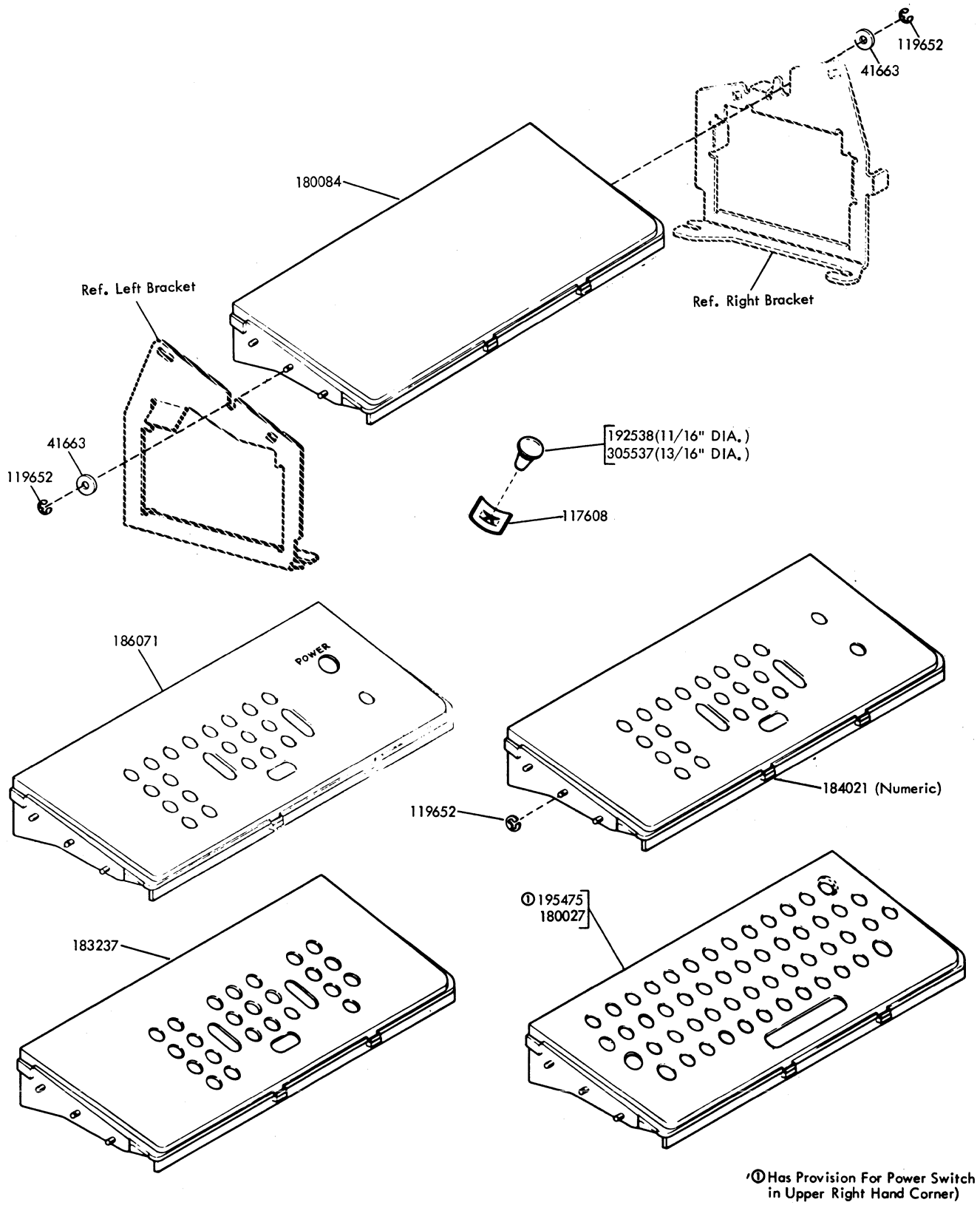
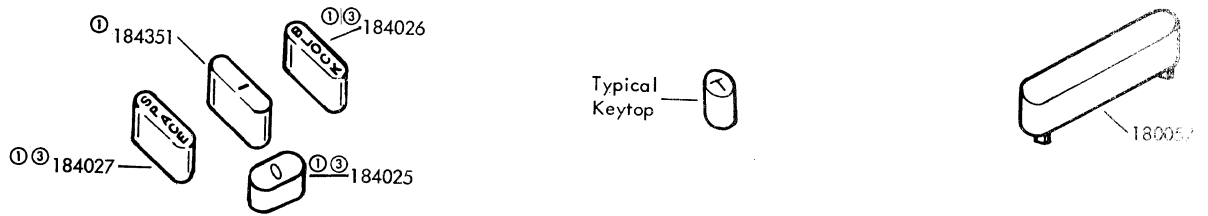


FIGURE 4. KEYBOARD COVERS



Keytop Description			Keytop Description			Keytop Description		
UNSHIFT	SHIFT	Part Number	UNSHIFT	SHIFT	Part Number	UNSHIFT	SHIFT	Part Number
A		180181	P	@	180180	8		①③ 184341
A	SOM	*183891	Q		180171	9)	180168
A		①③ 184343	Q	X ON	*183888	9		①③ 184342
B		180194	Q	X-ON	184869	0		180169
B		①③ 184344	Q	RLF	185160	∅		180374
C		180192	R	TAPE	180174	-	=	180170
C		①③ 184345	R		180260	.	<	180197
C	ETX	185165	R	FS	185161	.	>	180198
D	EOT	180183	S		180282	;	+	180199
D		180278	S	X OFF	180182	/	?	180200
D		①③ 184346	S	X OFF	*183892	:	*	180205
E	WRU	180173	S		③ 185394	-	(No Symbol)	① 180297
E		180259	T	TAPE	180175	-		180336
E	WRU	*183889	T		180261	.	*	180335
F	RU	180184	T	PR	185162	.	.	180418
F		180273	T		③ 185395	.	.	180419
G	BELL	180185	U		180177	/	■	184895
G		180274	V		180193	RUB OUT		①③ 180201
G	BELL	*183890	W		180172	RETURN		①③ 180202
H		180186	X		180191	LINE FEED		①③ 180203
H	BS	185163	X		③ 185396	HERE IS		180206
I	TAB	180178	Y		180176	BREAK		180207
I		180262	Z		180190	REPT		①③ 180208
J		180187	!	!	180160	ALT MODE		180257
K	VT	180188	!		①③ 184334	ESC		180382
K		180280	!		180264	EOT		①③ 180440
K	□	180383	2	"	180161	DIV		① 180441
K	I	185090	2		①③ 184335	STORE		① 180442
L	FORM	180189	2		180162	TYPE ORD		① 180443
L		180281	3	#	180162	SECT		① 180444
L		180385	3		①③ 184336	SHIFT		180061
L	FORM	185164	3		180161	CTRL		181253
M		180196	4	\$	180163	CTRL		② 181971
M	□	180384	4		①③ 184337	FS		① 184815
M	I	185093	4		180164	GS		① 184816
N	↑	180195	5	%	180164	RS		① 184817
N	BLK	185092	5		①③ 184338	US		① 184818
N	∧	185150	6	&	180165	CLR KYBD		184734
O	←	180179	6		①③ 184339	CTRL		185159
O	└	185089	7	'	180166	TAB		180373
			7		①③ 184340			
			8	(180167			

NOTE:
 All Keytops are gray with white characters except as noted.
 *Gray Keytops with yellow characters.
 ① Used on Numeric Keyboard.
 ② Used with parity control.
 ③ Used on Numeric Self-Contained Keyboards.

FIGURE 5. KEYTOPS




FIGURE 6. KEYLEVERS

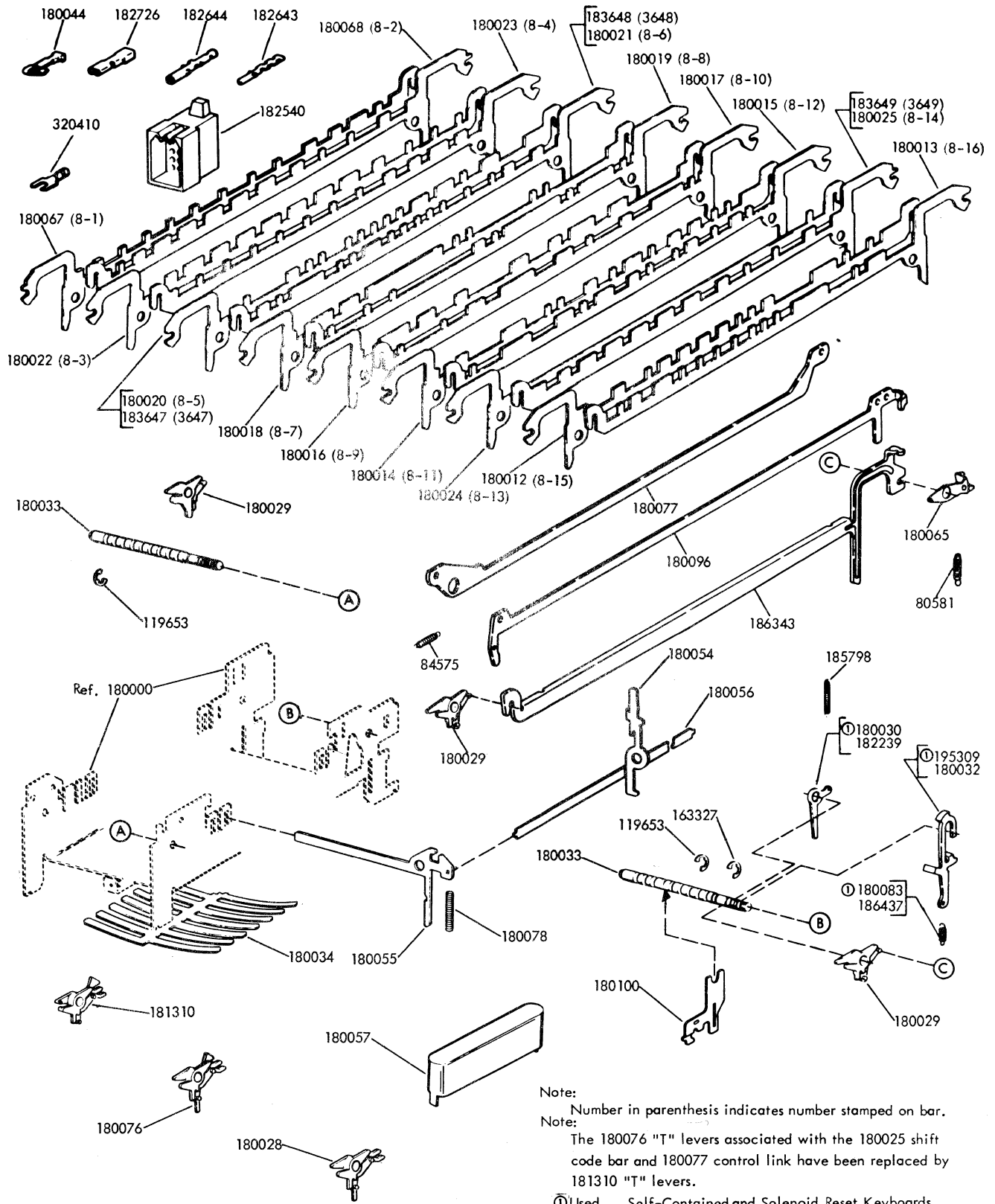


FIGURE 7. CODEBAR MECHANISM

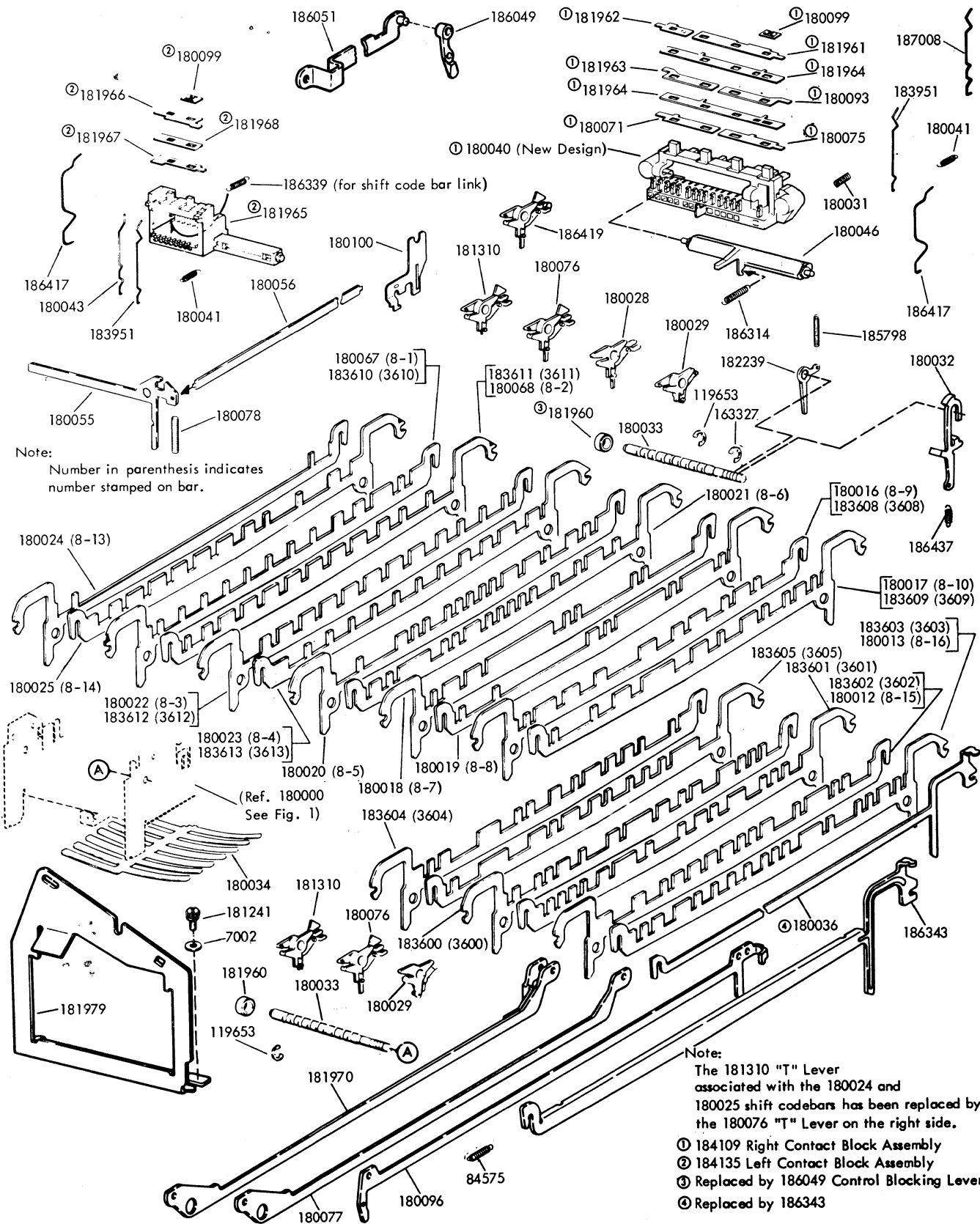


FIGURE 8. CODEBAR MECHANISM FOR UNITS EQUIPPED WITH EVEN PARITY

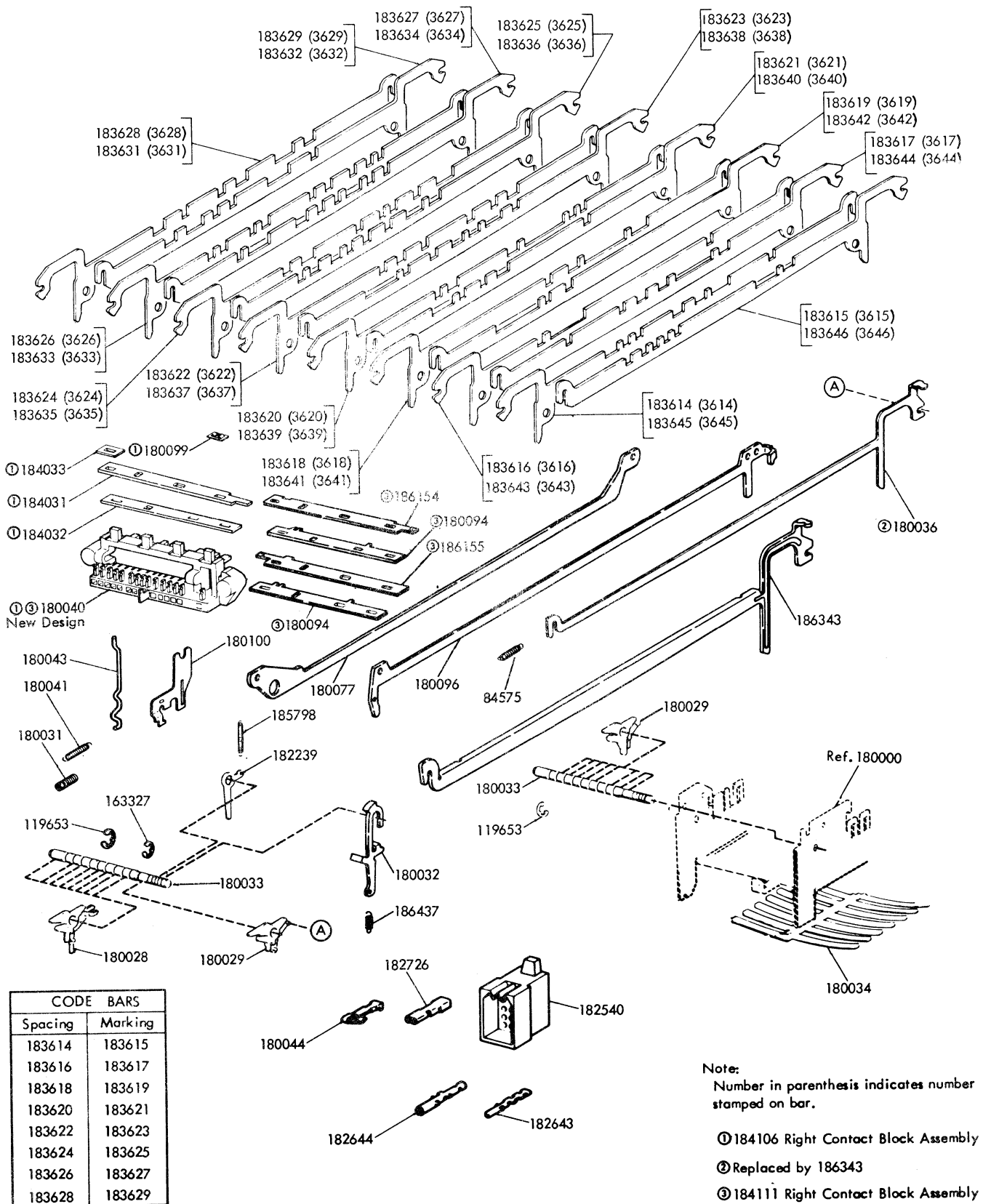


FIGURE 9. CODEBAR MECHANISM FOR NUMERIC KEYBOARD

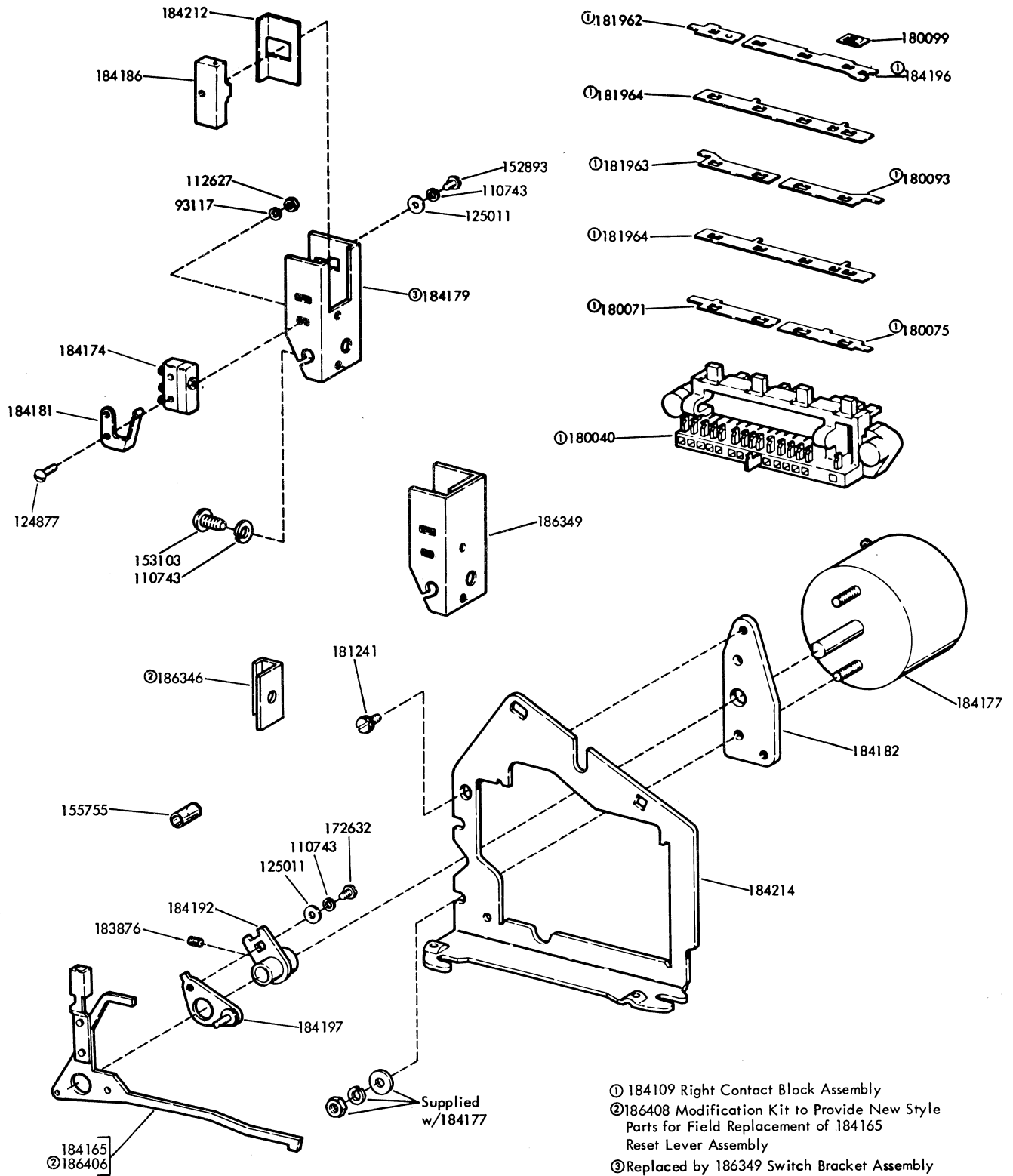
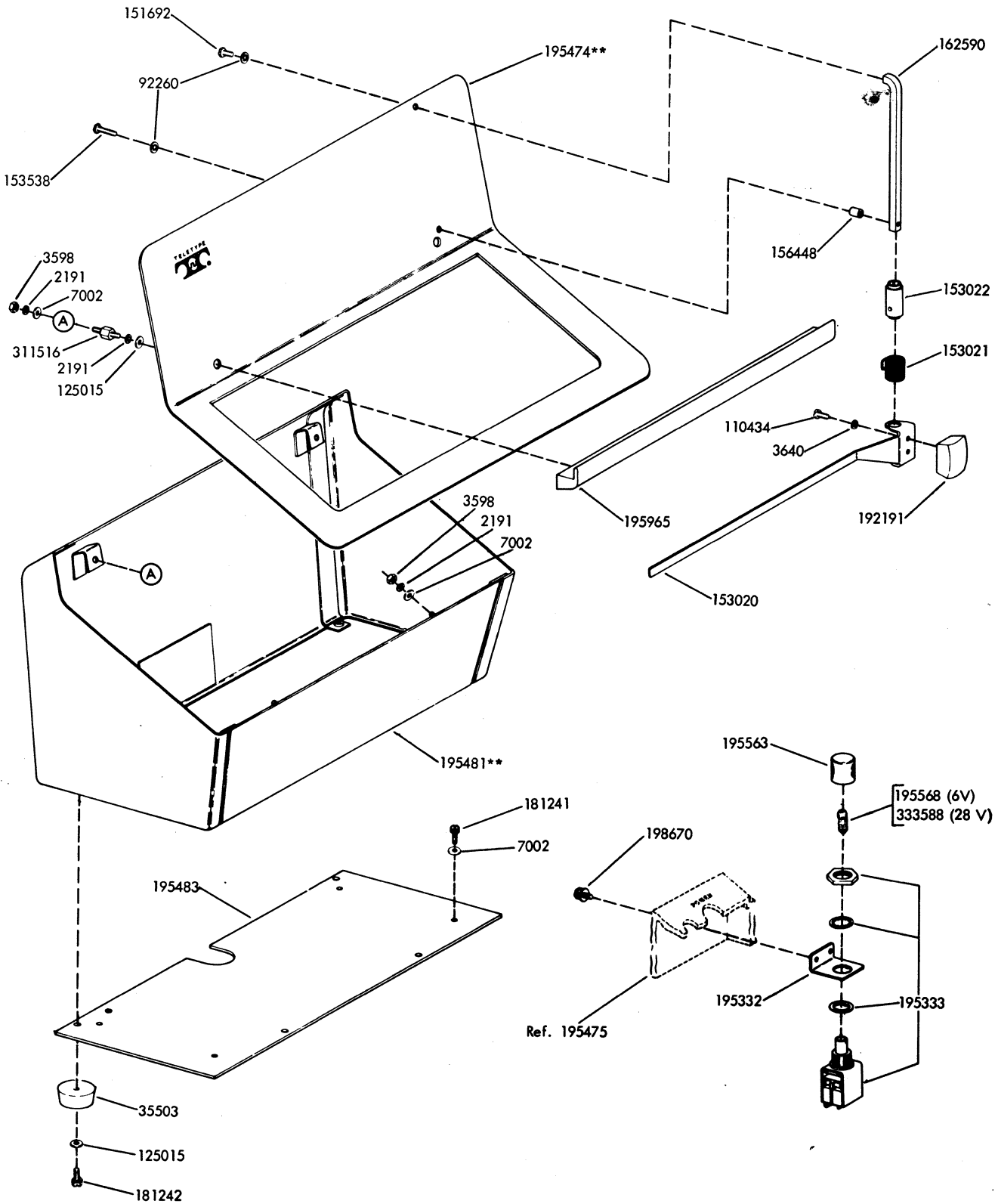


FIGURE 11. RESET MECHANISM FOR EVEN PARITY KEYBOARD



**Refer to page 1 for finish suffix

FIGURE 12. COVER FOR SELF-CONTAINED AND SOLENOID RESET KEYBOARDS

Components	CABLE ASSEMBLIES											
	180870	180908	181978	①181969	184034	184051	184198	184199	185845	186156	①187009	195482
320418									X			
155750			X						X			
155752										X		X
161238									X	X		X
171956							X					
171959								X				
171965							X					
171970								X				
180044	X	X	X	X	X	X	X	X	X	X	X	X
180045		X										
180586												X
181892								X				
181973			X				X					
181974			X				X					
182540	X		X	X	X	X		X			X	
182643	X		X	X	X	X	X	X			X	
182644	X		X	X	X	X		X			X	
182674				X							X	
182675				X							X	
182693					X	X						
182726	X	X	X	X	X	X	X	X	X	X	X	X
195614	X		X	X	X	X		X				
320410		X								X		X

① Includes 183135, 184109 Contact Blocks on Figure 8.

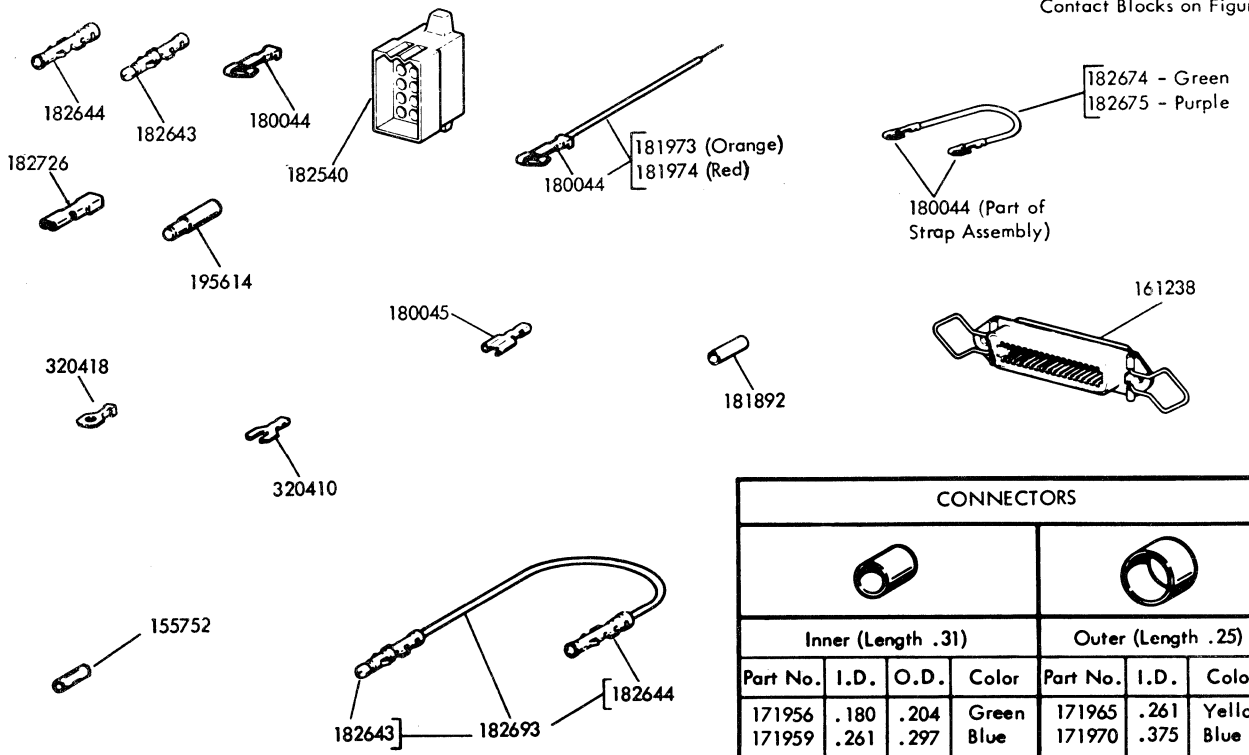


FIGURE 13. CABLE COMPONENTS

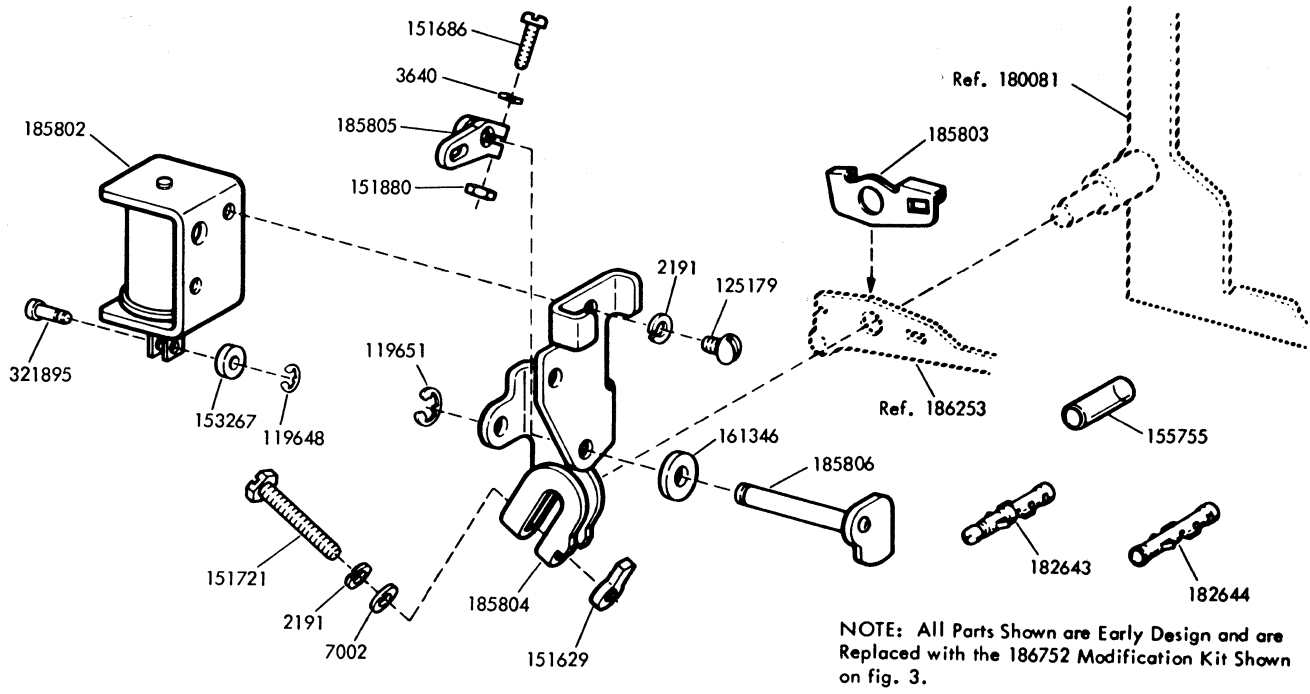


FIGURE 14. 185801 MODIFICATION KIT TO PROVIDE LOCKING FOR KEYBOARD

NUMERICAL INDEX

Part Number	Description and Page Number	Part Number	Description and Page Number	Part Number	Description and Page Number
1263	Screw, 6-32 x 1/4 Fil 3	125179	Screw, 6-32 x 3/16 Rd 14	178707	Bumper, Rubber 10
1297	Screw, 6-40 x 2-7/16 Fil 10	125181	Screw, 2-56 x 3/8 Fil 10	180000	Frame, Keyboard 2,3,7,8,9
2034	Washer, Flat 10	126815	Screw, 2-56 x 15/64 Hex 3	180012	Codebar, No. 1 Rear 7,8
2191	Lockwasher 3,10,12,14	130664	Lockwasher 3	180013	Codebar, No. 1 Front 7,8
3438	Washer, Flat 10	145321	Tie, Cable 10	180014	Codebar, No. 2 Rear 7
3598	Nut, 6-40 Hex 12	150241	Spring 10	180015	Codebar, No. 2 Front 7
3599	Nut, 4-40 Hex 3	151152	Screw, 4-40 x 3/16 Hex 10	180016	Codebar, No. 3 Rear 7,8
3624	Washer, Flat 2,3	151629	Nut, 6-40 Lug 10,14	180017	Codebar, No. 3 Front 7,8
3640	Lockwasher 12,14	151686	Screw, 6-40 x 3/8 Fil 14	180018	Codebar, No. 4 Rear 7,8
3646	Lockwasher 10	151692	Screw, 6-40 x 3/16 Fil 12	180019	Codebar, No. 4 Front 7,8
5740	Screw, 2-56 x 1/4 Fil 3	151721	Screw, 6-40 x 3/4 Hex 14	180020	Codebar, No. 5 Rear 7,8
6345	Nut, 6-32 Hex 3	151880	Nut, 4-40 Hex 3,14	180021	Codebar, No. 5 Front 7,8
7002	Washer, Flat 3,8,10,12,14	152893	Screw, 4-40 x 1/4 Hex 11	180022	Codebar, No. 6 Rear 7,8
8330	Washer, Flat 10	153020	Guide, Line 12	180023	Codebar, No. 5 Front 7,8
35503	Foot, Rubber 12	153021	Spring, Torsion 12	180024	Codebar, No. 5 Rear 7,8
41663	Washer, Flat 4	153022	Bushing 12	180025	Codebar, No. 5 Front 7,8
61085	Lockwasher 10	153103	Screw, 4-40 Self-Tapping 11	180027	Cover, Keyboard 4
71073	Washer, Flat 3	153267	Washer, Felt 3,14	180028	Lever 7,8,9
74614	Resistor, 2,600 Ohm 10	153538	Screw, 6-40 x 7/16 Hex 12	180029	Lever 7,8,9
75750	Washer, Insulating 10	153539	Screw, 6-40 x 11/16 Hex 10	180030	Lever, Latch 7
80581	Spring 7	153799	Screw, 4-40 x 21/64 Hex 10	180031	Spring, Compression 2,8,9,10
84575	Spring 7,8,9	155750	Sleeve, 3/32 ID x 1/2" Lg Insulating 13	180032	Lever, Non-Repeat 7,8,9
86079	Washer, Felt 3	155752	Sleeve, 5/64 ID x 1/2" Lg	180033	Shaft 7,8,9
90749	Shim, .010" Thk 10	155753	Sleeve, 1/8 ID x 1/2" Lg	180034	Spring, Flat 7,8,9
90790	Washer, Flat 3	155755	Sleeve, 11/64 ID x 5/8" Lg Insulating 3,10,11,14	180036	Codebar, Universal 8,9
91228	Strap, 2-1/2" Braided 10	156448	Bushing 12	180040	Block, Contact 2,8,9,10,11
91229	Strap, 2" Braided 2	156633	Washer, Felt 2	180041	Spring 2,8,9,10
92260	Lockwasher 12	161238	Connector, 36 Pt Receptacle 10,13	180043	Wire, Contact 2,8,9,10
93117	Lockwasher 3,10,11	161239	Connector, 36 Pt Plug 10	180044	Terminal, Tab Type 2,7,9,10,13
93984	Lockwasher 3	161346	Washer, Felt 14	180045	Terminal, Tab Type 13
98726	Screw, 3-48 x 1/4 Fil 10	162590	Shaft 12	180046	Bail, Contact Reset 2,8,10
100337	Spring 2	163327	Ring, Retaining 7,8,9	180048	Keylever 6
101796	Washer, Felt 10	171759	Cable Assembly 13	180049	Keylever 6
104807	Washer, Flat 3	171956	Connector, Green Shielding 13	180050	Keylever 6
110434	Screw, 4-40 x 3/16 Fil 12	171959	Connector, Blue Shielding 13	180051	Keylever 6
110743	Lockwasher 10,11	171965	Connector, Yellow Shielding 13	180052	Keylever, Shift 6
112627	Nut, 2-56 Hex 3,11	171970	Connector, Blue Shielding 13	180054	Keylever, Spacebar 6,7
116783	Holder, Fuse 10	172632	Screw, 4-40 x 3/16 Hex 11	180055	Keylever, Spacebar 7,8
117608	Nut, Speed 4			180056	Link, Space 7,8
118510	Fuse, 1/4 Amp 10			180057	Spacebar 5,7
119648	Ring, Retaining 3,10,14			180061	Keytop 5
119649	Ring, Retaining 10			180064	Keylever, Repeat 6
119651	Ring, Retaining 14			180065	Lever, Link Break 7
119652	Ring, Retaining 4			180066	Keylever 6
119653	Ring, Retaining 7,8,9,10			180067	Codebar, No. 7 Rear 7,8
121245	Clamp, 5/16 ID Cable 10			180068	Codebar, No. 7 Front 7,8
124877	Screw, 2-56 x 1/2 Rd 11			180069	Keylever, Line Break 6
125011	Washer, Flat 3,11				
125015	Washer, Flat 12				

NUMERICAL INDEX (Continued)

Part Number	Description and Page Number	Part Number	Description and Page Number	Part Number	Description and Page Number
180071	Terminal 2,8,10,11	180186	Keytop 5	180586	Sleeve, 5-32 ID x 21/32" Lg Insulating 10,13
180072	Keylever, Line Break 6	180187	Keytop 5	180870	Cable Assembly 13
180075	Terminal, Line Break 2,8,10,11	180188	Keytop 5	180902	Jumper, 3-1/2" Braided 10
180076	Lever, No. 5 Pulse 7,8	180189	Keytop 5	180908	Cable Assembly 13
180077	Link 7,8,9	180190	Keytop 5	180977	Plate w/Stud 2,10
180078	Spring, Compression 6,7,8	180191	Keytop 5	181240	Screw w/Lockwasher, 6-40 x 3/16 Hex 10
180081	Bracket, Right Keyboard 2,10,14	180192	Keytop 5	181241	Screw w/Lockwasher, 6-40 x 1/4 Hex 8,10,11,12
180082	Bracket, Left Keyboard 2	180193	Keytop 5	181242	Screw w/Lockwasher, 6-40 x 5/16 Hex 10,12
180083	Spring 7	180194	Keytop 5	181253	Keytop 5
180084	Cover, Keyboard 4	180195	Keytop 5	181254	Keylever 6
180090	Terminal, Common 2	180196	Keytop 5	181255	Keylever 6
180093	Terminal 2,8,10,11	180197	Keytop 5	181310	Lever 7,8
180094	Insulator 2,9	180198	Keytop 5	181892	Sleeve, 9/64 ID x 1" Lg Insulating 13
180096	Link 7,8,9	180199	Keytop 5	181960	Spacer, .144" Thk 8
180099	Fastener 2,8,9,10,11	180200	Keytop 5	181961	Terminal 8
180100	Guide 7,8,9	180201	Keytop 5	181962	Terminal 8,11
180101	Wire, Contact 2,10	180202	Keytop 5	181963	Terminal, Parity 8,11
180106	Keylever 6	180203	Keytop 5	181964	Insulator 8,11
180107	Detent 2	180205	Keytop 5	181965	Block, Contact 8
180114	Bracket, Left Keyboard 2	180206	Keytop 5	181966	Terminal 8
180115	Modification Kit 2	180207	Keytop 5	181967	Terminal 8
180116	Keylever 6	180208	Keytop 5	181968	Insulator 8
180160	Keytop 5	180257	Keytop 5	181969	Cable Assembly 13
180161	Keytop 5	180259	Keytop 5	181970	Link w/Extension 8
180162	Keytop 5	180260	Keytop 5	181971	Keytop 5
180163	Keytop 5	180261	Keytop 5	181973	Jumper, 3-1/2" Orange 13
180164	Keytop 5	180262	Keytop 5	181974	Jumper, 3" Red 13
180165	Keytop 5	180264	Keytop 5	181975	Keylever 6
180166	Keytop 5	180273	Keytop 5	181976	Keylever 6
180167	Keytop 5	180274	Keytop 5	181978	Cable Assembly 13
180168	Keytop 5	180277	Keytop 5	181979	Bracket, Left Keyboard 2,8
180169	Keytop 5	180278	Keytop 5	182239	Latchlever 3,7,8,9
180170	Keytop 5	180280	Keytop 5	182540	Connector, 15 Pt Plug Type 7,9,13
180171	Keytop 5	180281	Keytop 5	182643	Terminal, Plug Type 3,7,9,13,14
180172	Keytop 5	180282	Keytop 5	182644	Terminal, Receptacle Type 3,7,9,13,14
180173	Keytop 5	180299	Keytop 5	182674	Jumper, 2-1/4" Green 2,10,13
180174	Keytop 5	180335	Keytop 5	182675	Jumper, 2-1/4" Purple 2,10,13
180175	Keytop 5	180336	Keytop 5	182676	Jumper, 2-1/4" Red 2,10
180176	Keytop 5	180336	Keytop 5		
180177	Keytop 5	180373	Keytop 5		
180178	Keytop 5	180374	Keytop 5		
180179	Keytop 5	180382	Keytop 5		
180180	Keytop 5	180383	Keytop 5		
180181	Keytop 5	180384	Keytop 5		
180182	Keytop 5	180385	Keytop 5		
180183	Keytop 5	180418	Keytop 5		
180184	Keytop 5	180419	Keytop 5		
180185	Keytop 5	180440	Keytop 5		
		180441	Keytop 5		
		180442	Keytop 5		
		180443	Keytop 5		
		180444	Keytop 5		

NUMERICAL INDEX (Continued)

Part Number	Description and Page Number	Part Number	Description and Page Number	Part Number	Description and Page Number
182693	Jumper, 2-1/4" Orange 13	183645	Codebar 9	184334	Keytop 5
182726	Terminal, Receptacle Type 7,9,13	183646	Codebar 9	184335	Keytop 5
182693	Jumper, 2-1/4" Orange 13	183647	Codebar 7	184336	Keytop 5
183135	Cover 13	183648	Codebar 7	184337	Keytop 5
183236	Keylever, Repeat 6	183649	Codebar 7	184338	Keytop 5
183237	Cover, Keyboard 4	183852	Pin 3	184339	Keytop 5
183238	Keylever 6	183876	Setscrew, 6-32 11	184340	Keytop 5
183600	Codebar 8	183888	Keytop 5	184341	Keytop 5
183601	Codebar 8	183889	Keytop 5	184342	Keytop 5
183602	Codebar 8	183890	Keytop 5	184343	Keytop 5
183603	Codebar 8	183891	Keytop 5	184344	Keytop 5
183604	Codebar 8	183892	Keytop 5	184345	Keytop 5
183605	Codebar 8	183951	Wire, Contact 8	184346	Keytop 5
183608	Codebar 8	184021	Cover, Keyboard 4	184351	Keytop 5
183609	Codebar 8	184022	Keylever 6	184734	Keytop 5
183610	Codebar 8	184023	Keylever 6	184815	Keytop 5
183611	Codebar 8	184024	Keylever 6	184816	Keytop 5
183612	Codebar 8	184025	Keytop 5	184817	Keytop 5
183613	Codebar 8	184026	Keytop 5	184818	Keytop 5
183614	Codebar 9	184027	Keytop 5	184869	Keytop 5
183615	Codebar 9	184031	Terminal 9	184895	Keytop 5
183616	Codebar 9	184032	Insulator, .031" Thk 9	185089	Keytop 5
183617	Codebar 9	184033	Spacer, .035" Thk 9	185090	Keytop 5
183618	Codebar 9	184034	Cable Assembly 13	185092	Keytop 5
183619	Codebar 9	184051	Cable Assembly 13	185093	Keytop 5
183620	Codebar 9	184106	Block Assembly, Right Contact 9	185150	Keytop 5
183621	Codebar 9	184107	Block Assembly, Right Contact 2	185159	Keytop 5
183622	Codebar 9	184108	Block Assembly, Right Contact 10	185160	Keytop 5
183623	Codebar 9	184109	Block Assembly, Right Contact 8,11,13	185161	Keytop 5
183624	Codebar 9	184111	Block Assembly, Right Contact 9	185162	Keytop 5
183625	Codebar 9	184135	Block Assembly, Left Contact 8	185163	Keytop 5
183626	Codebar 9	184165	Lever, Reset 11	185164	Keytop 5
183627	Codebar 9	184174	Switch, SP-DT 11	185165	Keytop 5
183628	Codebar 9	184177	Solenoid, Rotary 11	185394	Keytop 5
183629	Codebar 9	184179	Bracket 11	185395	Keytop 5
183631	Codebar 9	184181	Actuator 11	185396	Keytop 5
183632	Codebar 9	184182	Plate 11	185619	Frame, Left Keyboard 2
183633	Codebar 9	184186	Switch, Reed 11	185620	Frame, Right Keyboard 2
183634	Codebar 9	184188	Switch, Reed 11	185780	Spring, Compression 6
183635	Codebar 9	184192	Plate w/Hub 11	185798	Spring 7,8,9
183636	Codebar 9	184196	Terminal 11	185801	Modification Kit 1,14
183637	Codebar 9	184197	Plate w/Stud 11	185802	Solenoid 3
183638	Codebar 9	184198	Cable Assembly 13	185803	Clip 14
183639	Codebar 9	184199	Cable Assembly 13	185804	Bracket 14
183640	Codebar 9	184212	Guide 11	185805	Lever 14
183641	Codebar 9	184214	Bracket, Right 11	185806	Shaft 14
183642	Codebar 9			185845	Cable Assembly 13
183643	Codebar 9			185871	Screw w/Lockwasher, 8-32 x 3/8 Hex 2
183644	Codebar 9			186049	Lever 8
				186051	Link 8

NUMERICAL INDEX (Continued)

Part Number	Description and Page Number	Part Number	Description and Page Number	Part Number	Description and Page Number
186071	Cover 4	186704	Stud 3	195465	Plate, Mounting 10
186154	Terminal 9	186705	Shaft 3	195470	Insulator, .031" Thk 10
186155	Terminal 9	186706	Cam, Trip 3	195471	Wire, Contact 10
186156	Cable Assembly 13	186707	Lever 3	195472	Terminal 10
186253	Lever w/Hub 2,14	186709	Bushing, Eccentric 3	195473	Terminal, Common 10
186314	Spring 2,8,10	186746	Lever 6	195474**	Panel, Top 12
186339	Spring 8	186752	Modification Kit 1,3,14	195475	Cover, Keyboard 4,12
186343	Codebar 7,8,9	186754	Bushing 3	195481**	Cover 12
186346	Shield, Magnetic 11	186773	Lever, Reset 10	195482	Cable Assembly 13
186349	Bracket 11	186830	Bracket 3	195483	Plate 10,12
186406	Lever, Reset 11	186831	Solenoid 3	195563	Lens, Red Pushbutton 12
186408	Modification Kit 11	186832	Bushing, Eccentric 3	195568	Lamp, 6 V 12
186417	Wire, Contact 8	186833	Shaft 3	195614	Pin, Key 13
186419	Lever 8	186834	Lever 3	195965	Tray, Copyholder 12
186435	Spring 2	186874	Cam, Trip 3	198670	Screw w/Lockwasher, 6-40 x 5/16 Hex 12
186436	Spring 10	187008	Wire, Contact 8	303037	Spring, Compression 3
186437	Spring 7,8,9	187009	Cable Assembly 13	305537	Plug, Button 4
186558	Shaft w/Link 10	192191	Knob 12	305706	Shaft w/Link 10
186561	Link w/Hub 10	192538	Plug, Button 4	305707	Arm, Reset 10
186564	Lever 10	195307	Keylever, Repeat 6	305708	Bracket, Solenoid 10
186565	Lever, Reset 10	195309	Lever, Non-Repeat 7	311516	Post 12
186566	Screw, 4-40 Adjusting 10	195312	Lever, Reset 10	312918	Strap 10
186568	Pin 10	195315	Solenoid w/Plunger 10	320410	Terminal, Spade Type 7, 13
186569	Bracket 10	195317	Pin 10	320418	Terminal, Ring Type 13
186579	Solenoid 10	195321	Bracket, Switch 10	321895	Post 3,14
186700	Shaft 3	195322	Switch 10	333588	Lamp, 28V Miniature 12
186701	Plate 3	195332	Bracket, Power Switch 12		
186702	Screw, 6-32 Spl 3	195333	Switch, Pushbutton 12		
186703	Plate, Top Mounting 3				

**Refer to page 1 for finish suffix

33 TYPING UNIT (UP)

PARTS

FIGURE	CONTENTS	PAGE	FIGURE	CONTENTS	PAGE
1	Platen Mechanism – Friction Feed	2	24	Line Feed Function Lever Mechanism	23
2	Paper Handling Mechanism – Friction Feed	3	25	Function Levers	24
3	Platen Mechanism – Sprocket Feed	4	26	Function Levers (Continued)	25
4	Platen Mechanism – Sprocket Feed (Continued)	5	27	185971 Modification Kit to Provide Printer With an End-of-Line Bell to Ring on Approximately the 62nd Character	26
5	Ribbon Feed Mechanism	6	28	185791 Modification Kit to Provide Controlled Single or Double Line Feed Feature on Friction Feed Printer	26
6	Carriage Upper Plate Mechanism	7	29	Typewheel Chart	27
7	Carriage Lower Plate Mechanism	8	30	Typewheel Chart (Continued)	28
8	Carriage Power Bail Mechanism	9	31	Typewheel Chart (Continued)	29
9	Carriage Drive Bail Mechanism	10	32	Typewheel Chart (Continued)	30
10	Main Shaft Mechanism – Friction Feed	11	33	Mechanism – Sprocket Feed	31
11	Main Shaft Mechanism – Sprocket Feed	12	34	Later Design Formout Mechanism – Sprocket Feed	32
12	182015 Clutch Trip Lever Assembly	13	35	Contact – Sprocket Feed	32
13	Codebar Basket Mechanism	14	36	Solenoid Print-Nonprint Reset Mechanism	33
14	Function Box Mechanism	15	37	Base	34
15	Function Shaft Mechanism	16	38	Sub Bases	35
16	Selector Frame Mechanism	17	39	Motors	36
17	Clutch and Camsleeve Mechanism	18	40	333521 Motor Assembly	37
18	Distributor Clutch Mechanism	19	41	333521 Motor Assembly (Continued)	38
19	Trip Shaft Mechanism	20	42	Electrical Components	39
20	182964 Drive Arm Assembly	21	43	Cable Components	40
21	Clutch Trip Mechanism	21		Numerical Index	41
22	Answer-Back Drum Mechanism	22			
23	Answer-Back Trip Magnet Mechanism	22			

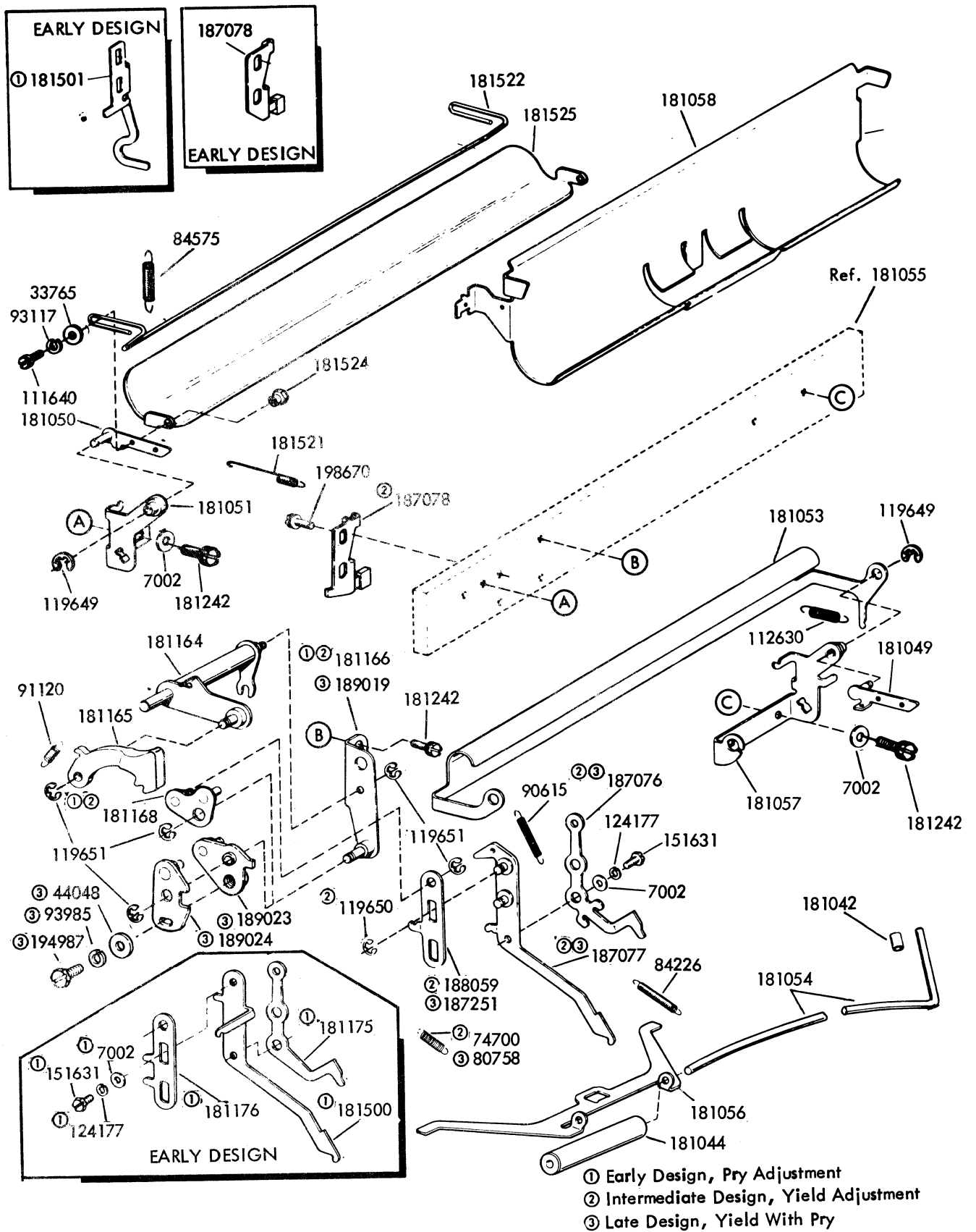


FIGURE 2. PAPER HANDLING MECHANISM - FRICTION FEED

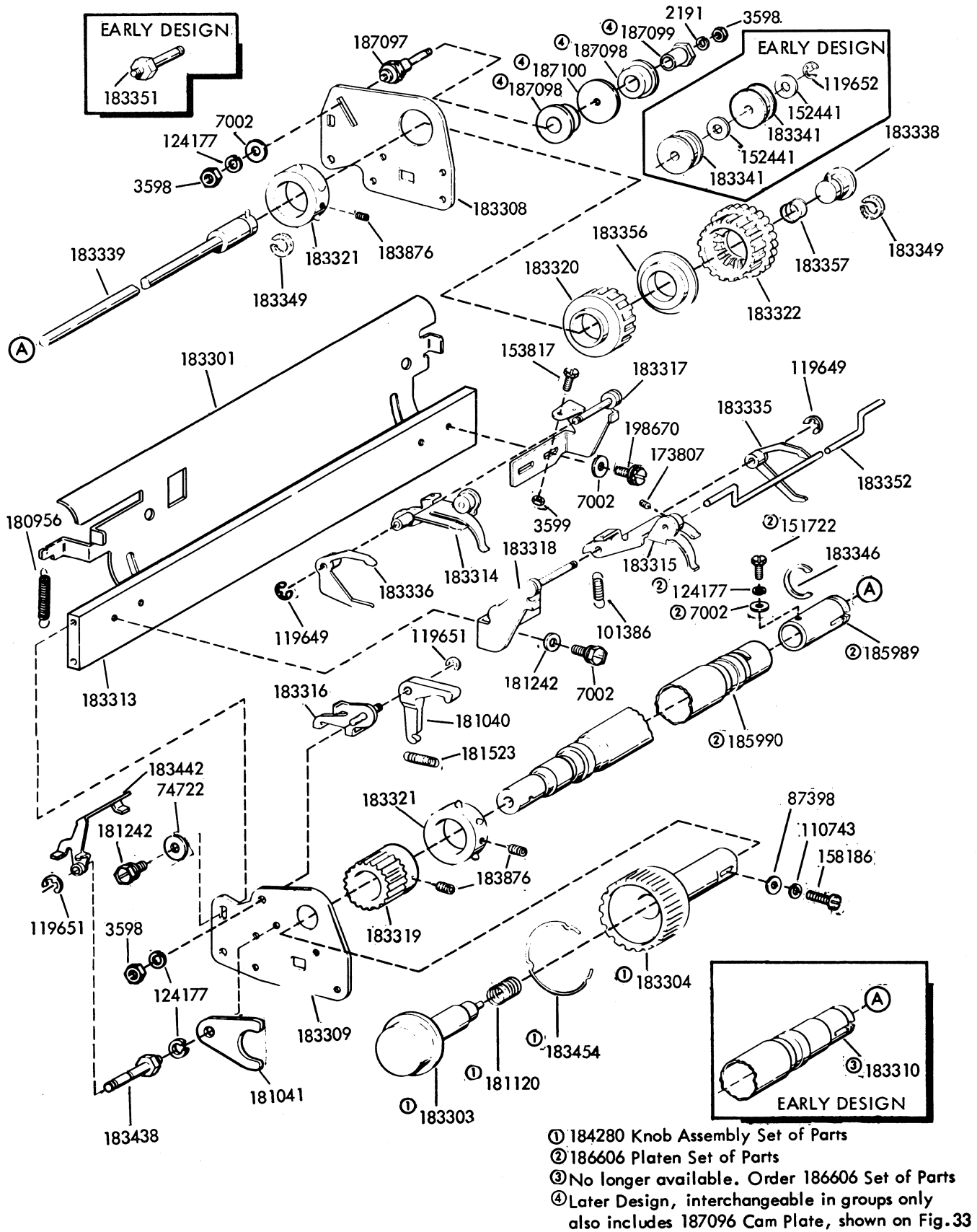


FIGURE 3. PLATEN MECHANISM - SPROCKET FEED

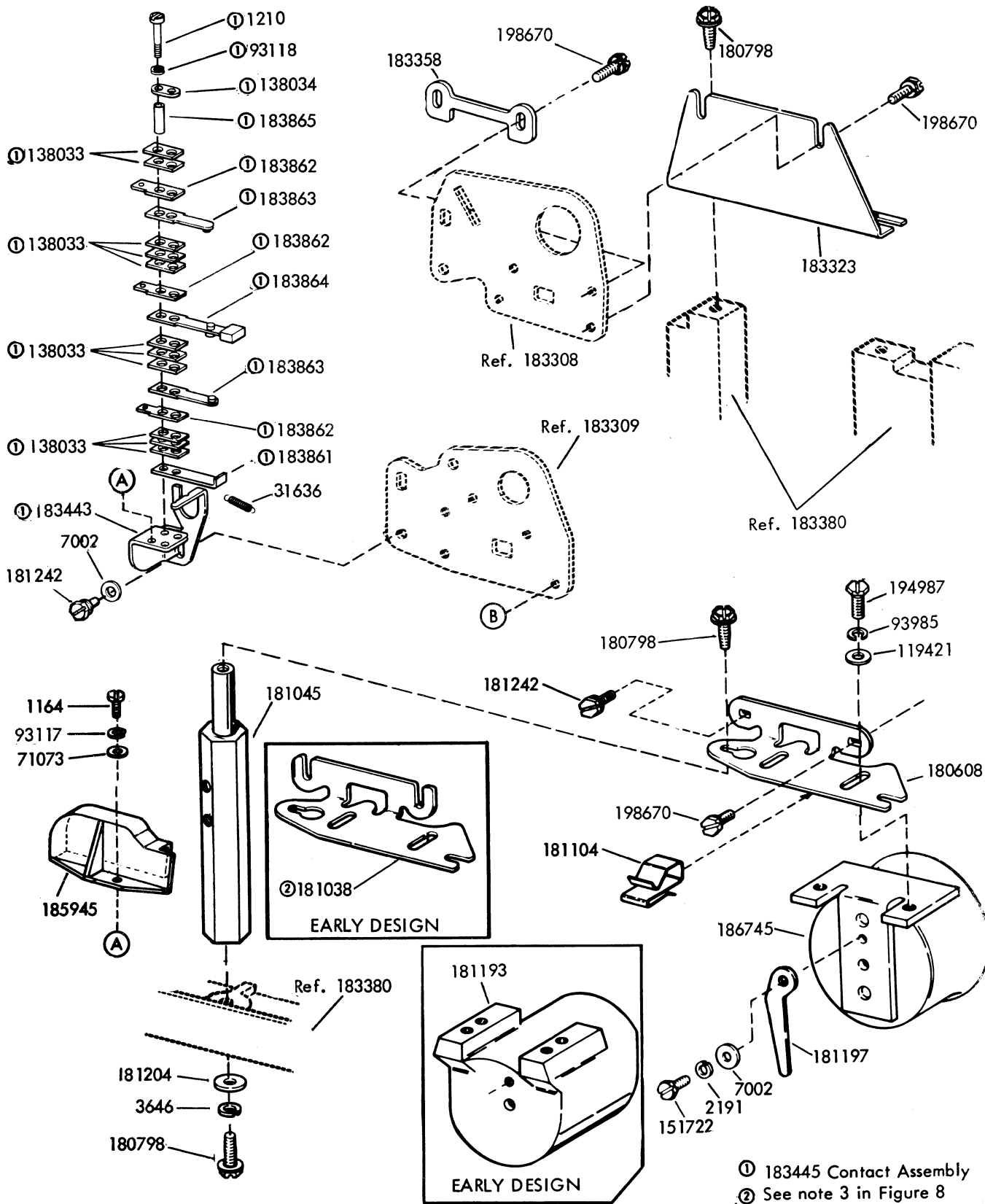


FIGURE 4. PLATEN MECHANISM - SPROCKET FEED (CONTINUED)

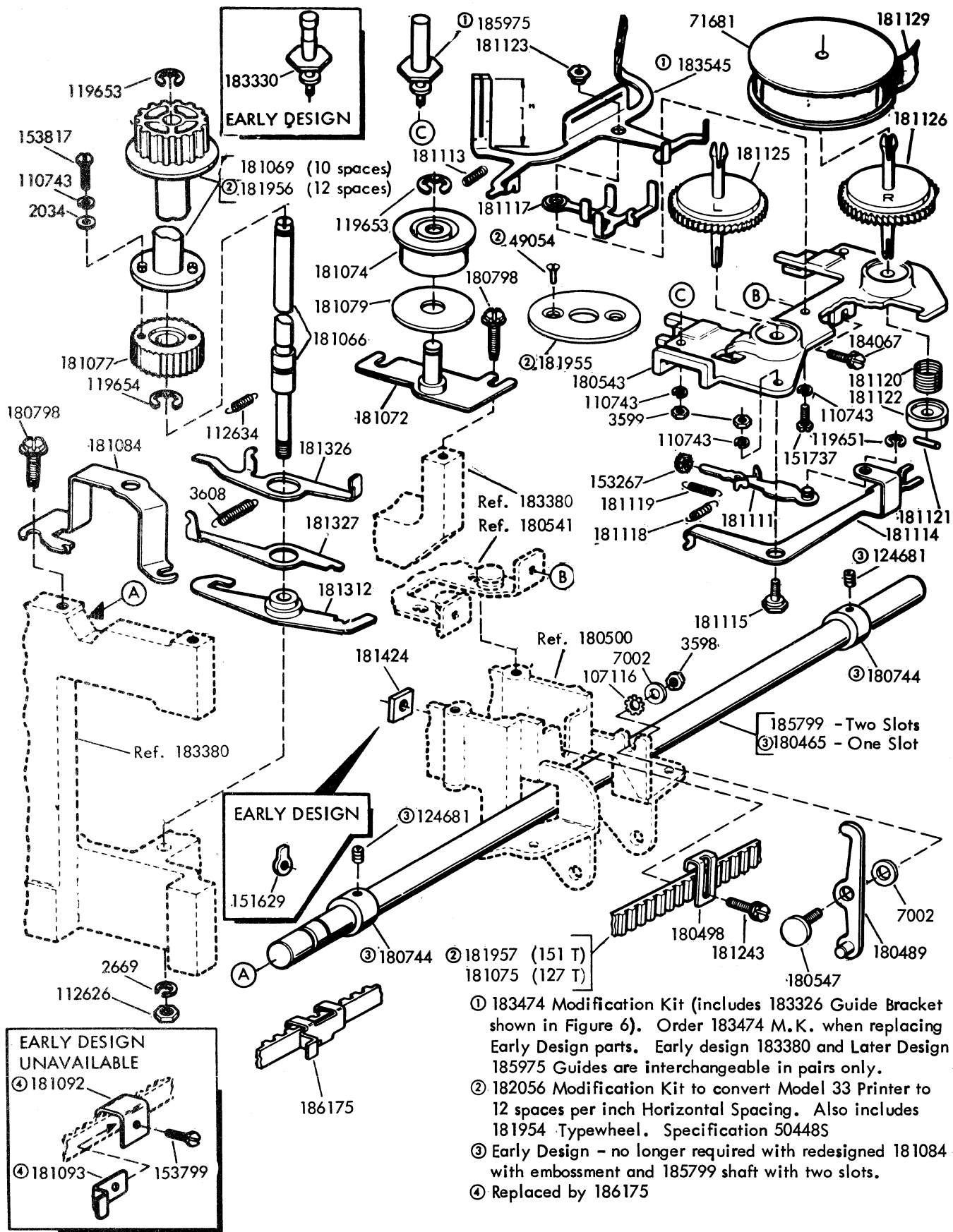
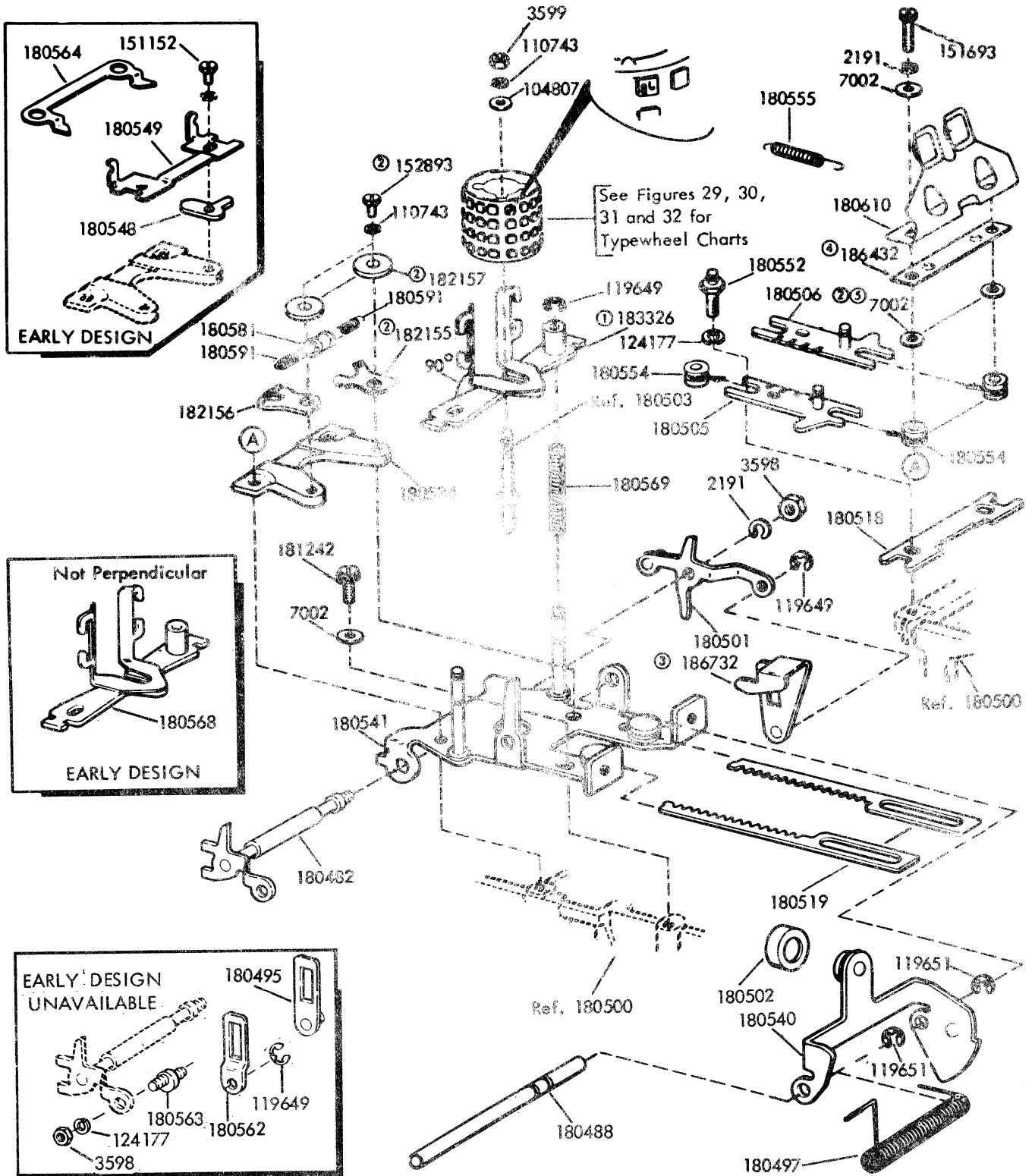


FIGURE 5. RIBBON FEED MECHANISM



- ① Part of the 183474 Modification Kit (See note ① in Figure 5)
- ② Late Design parts - Early Design and Late Design parts are interchangeable as a complete set only.
- ③ The 186732 Link w/stud replaces the Early Design 180495 and 180562 Links
- ④ Used on units equipped with the non-adjustable rotary rack.
- ⑤ Used on units not equipped with the non-adjustable rotary rack.

FIGURE 6. CARRIAGE UPPER PLATE MECHANISM

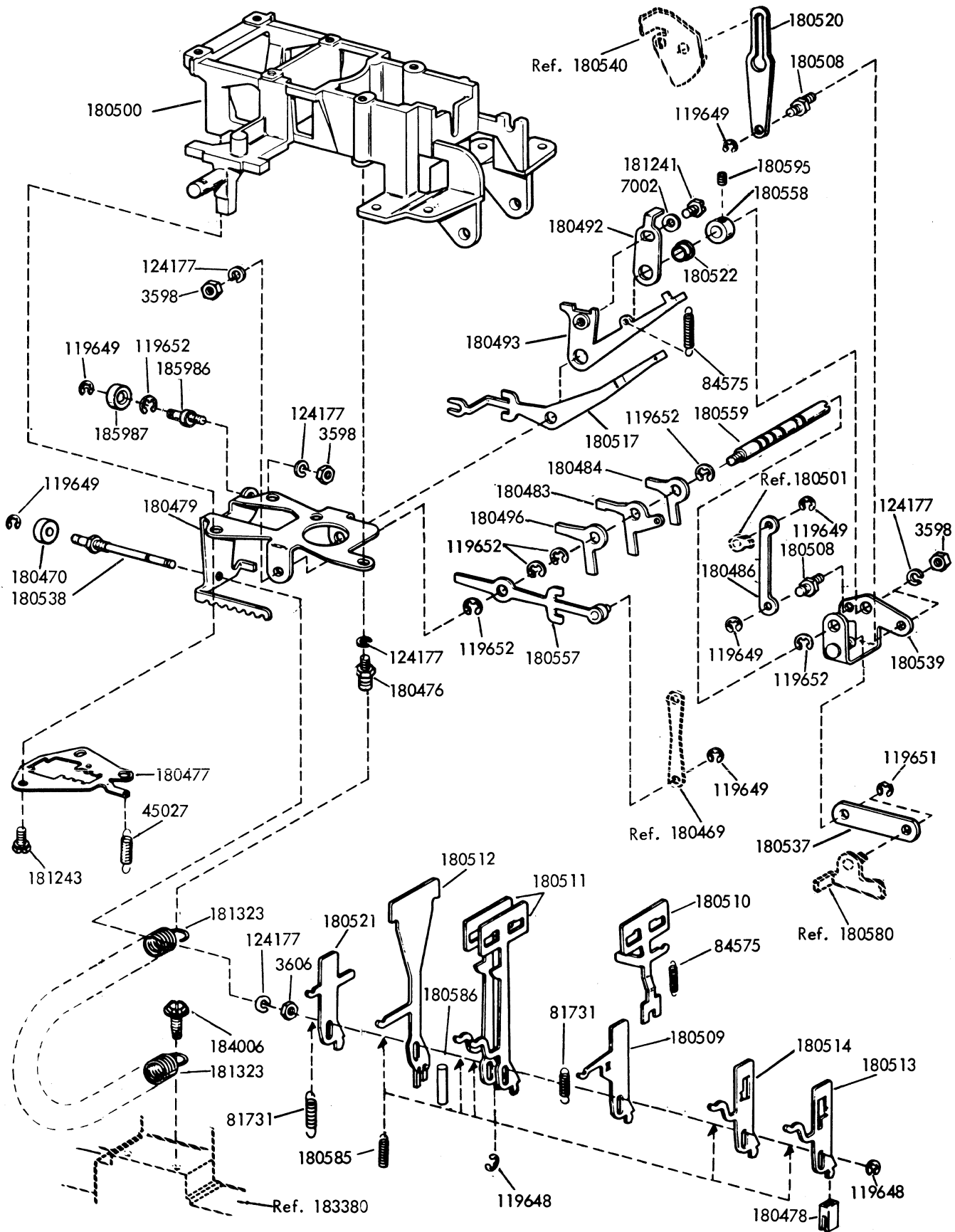


FIGURE 7. CARRIAGE LOWER PLATE MECHANISM

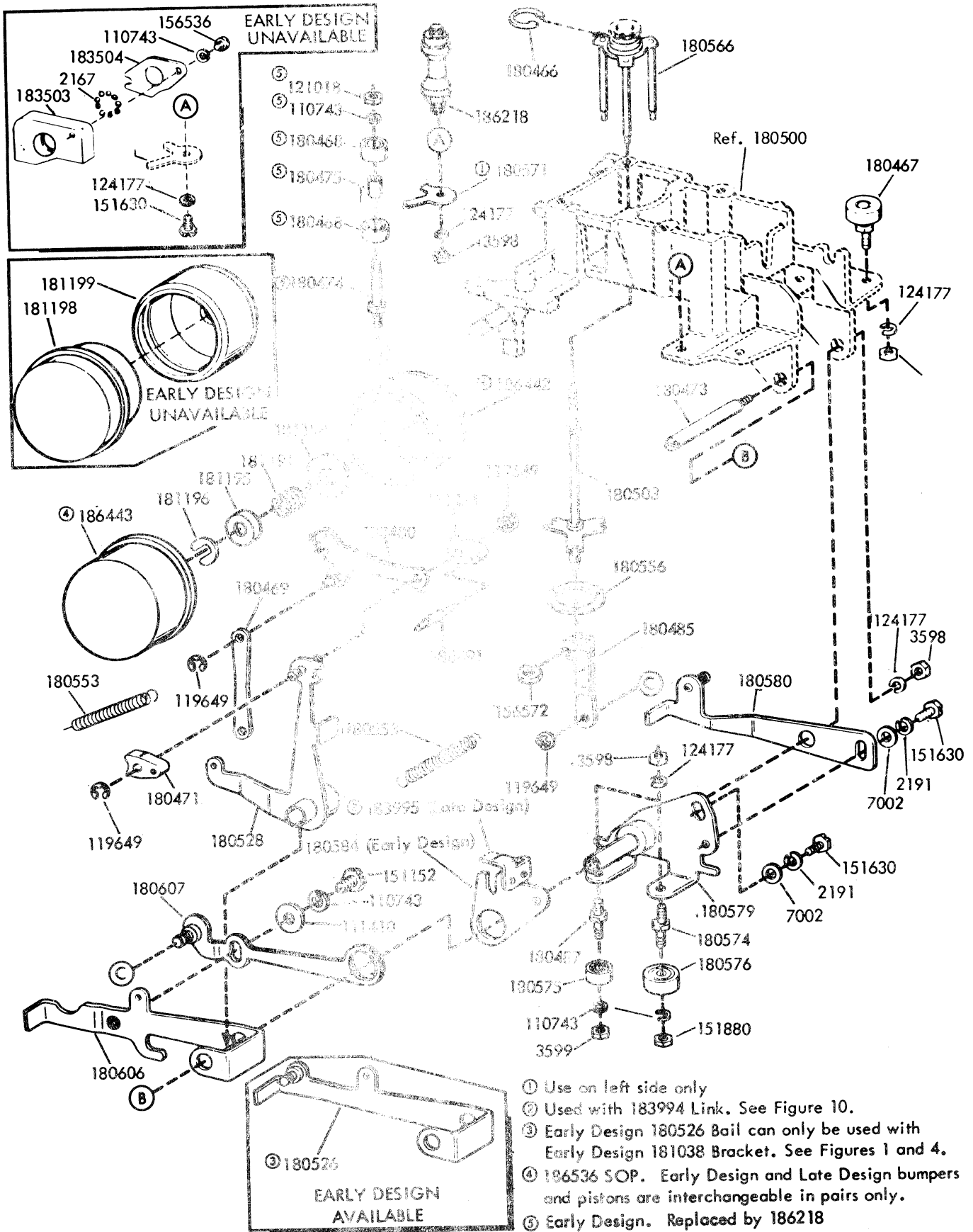
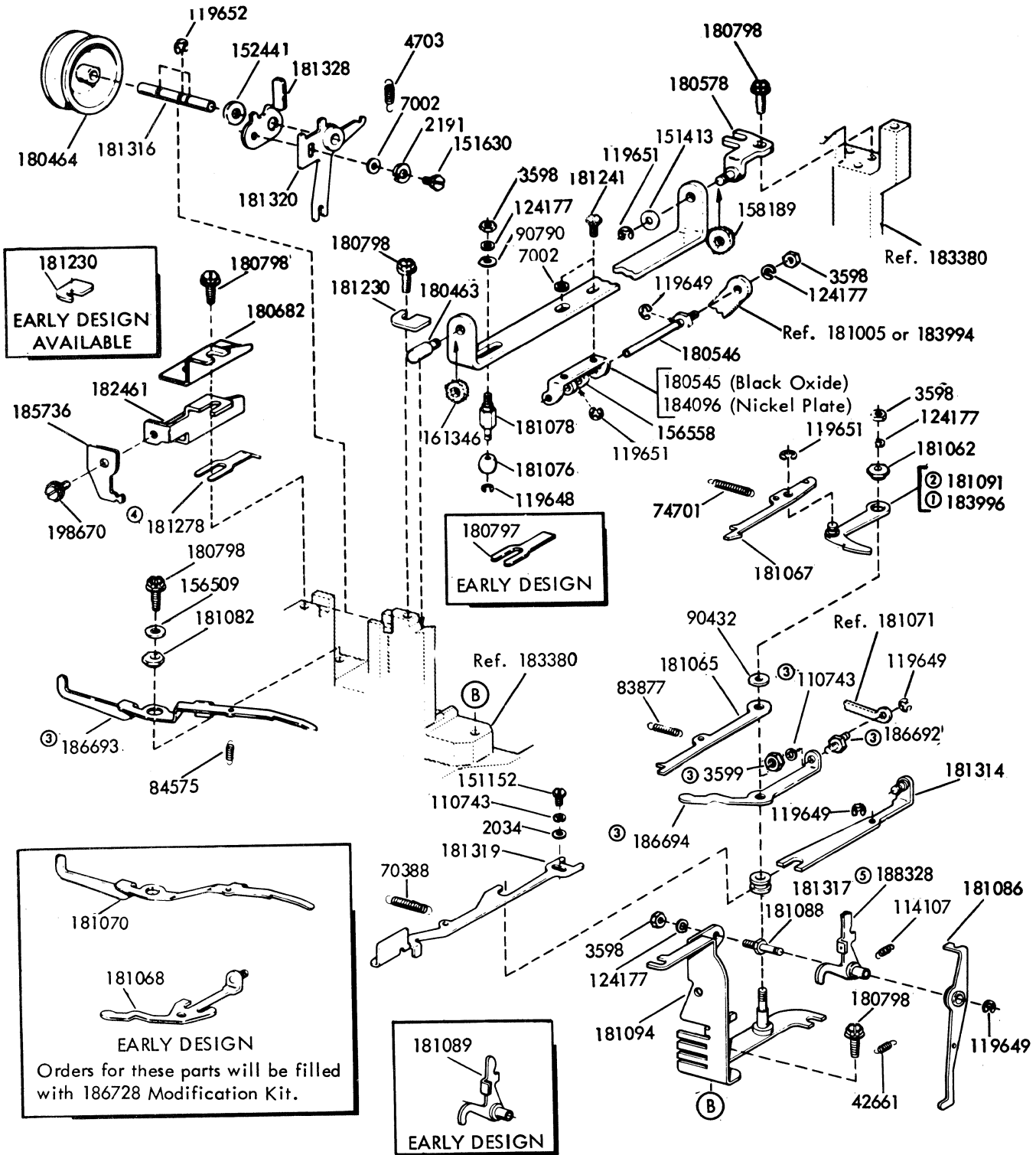


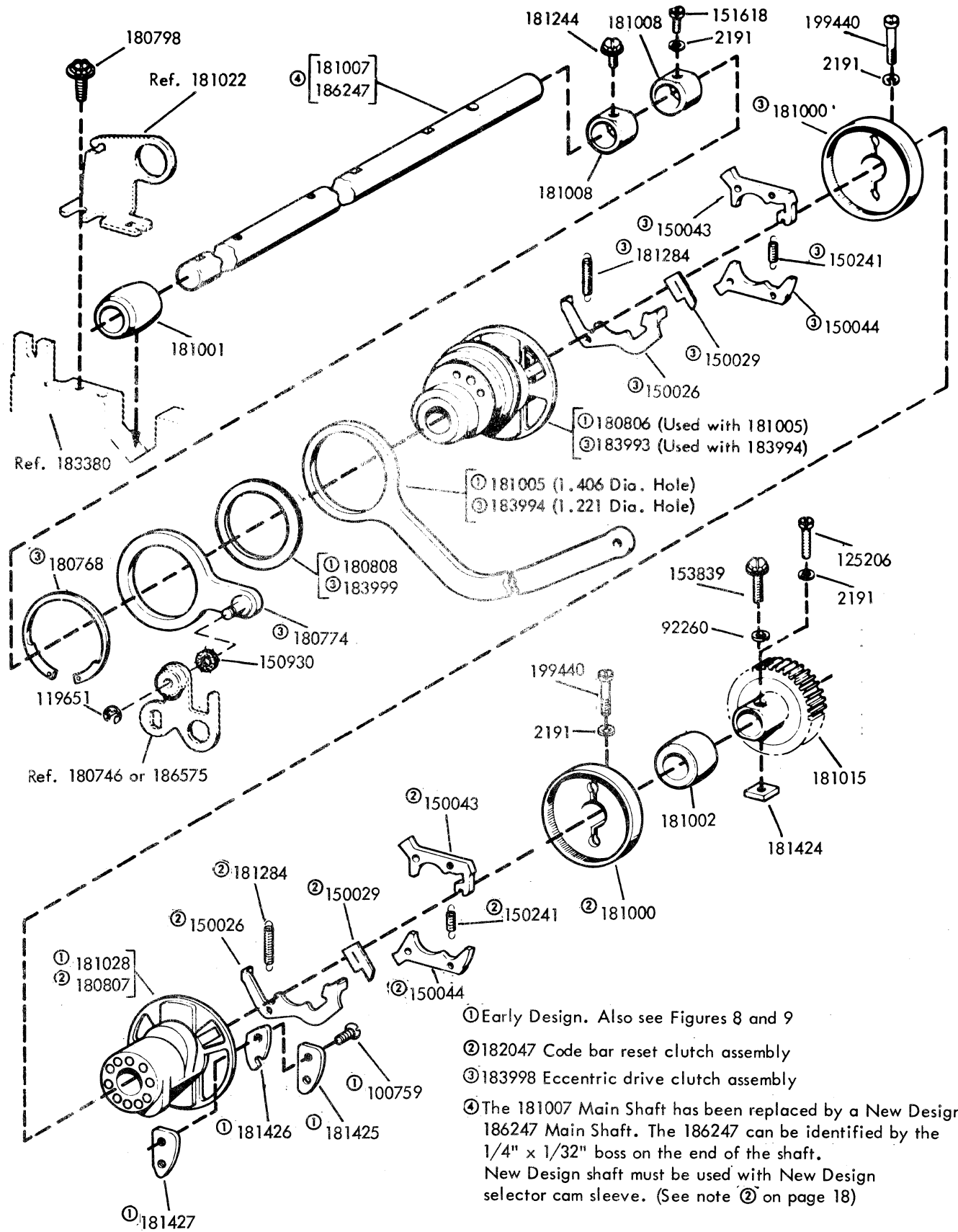
FIGURE 3. CARRIAGE POWER BAIL MECHANISM

SECTION 574-122-800TC



- ① Used with 183994 (Figure 10)
- ② Used with 181005 (Figure 10)
- ③ 186728 Modification Kit
- ④ 181278 replaces 180797
- ⑤ 188328 replaces 181089

FIGURE 9. CARRIAGE DRIVE BAIL MECHANISM



- ① Early Design. Also see Figures 8 and 9
- ② 182047 Code bar reset clutch assembly
- ③ 183998 Eccentric drive clutch assembly
- ④ The 181007 Main Shaft has been replaced by a New Design 186247 Main Shaft. The 186247 can be identified by the 1/4" x 1/32" boss on the end of the shaft. New Design shaft must be used with New Design selector cam sleeve. (See note ② on page 18)

FIGURE 10. MAIN SHAFT MECHANISM - FRICTION FEED

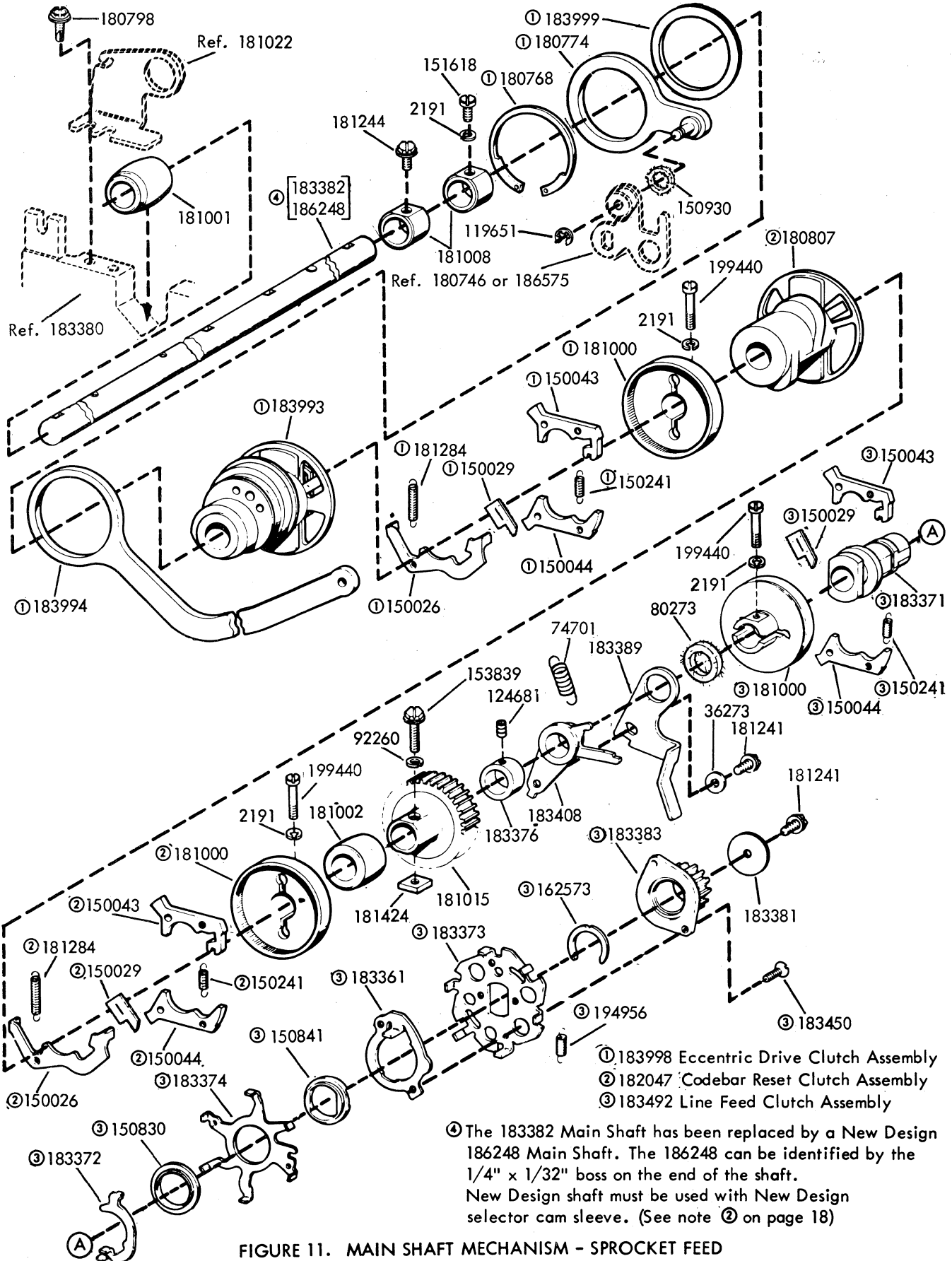


FIGURE 11. MAIN SHAFT MECHANISM - SPROCKET FEED

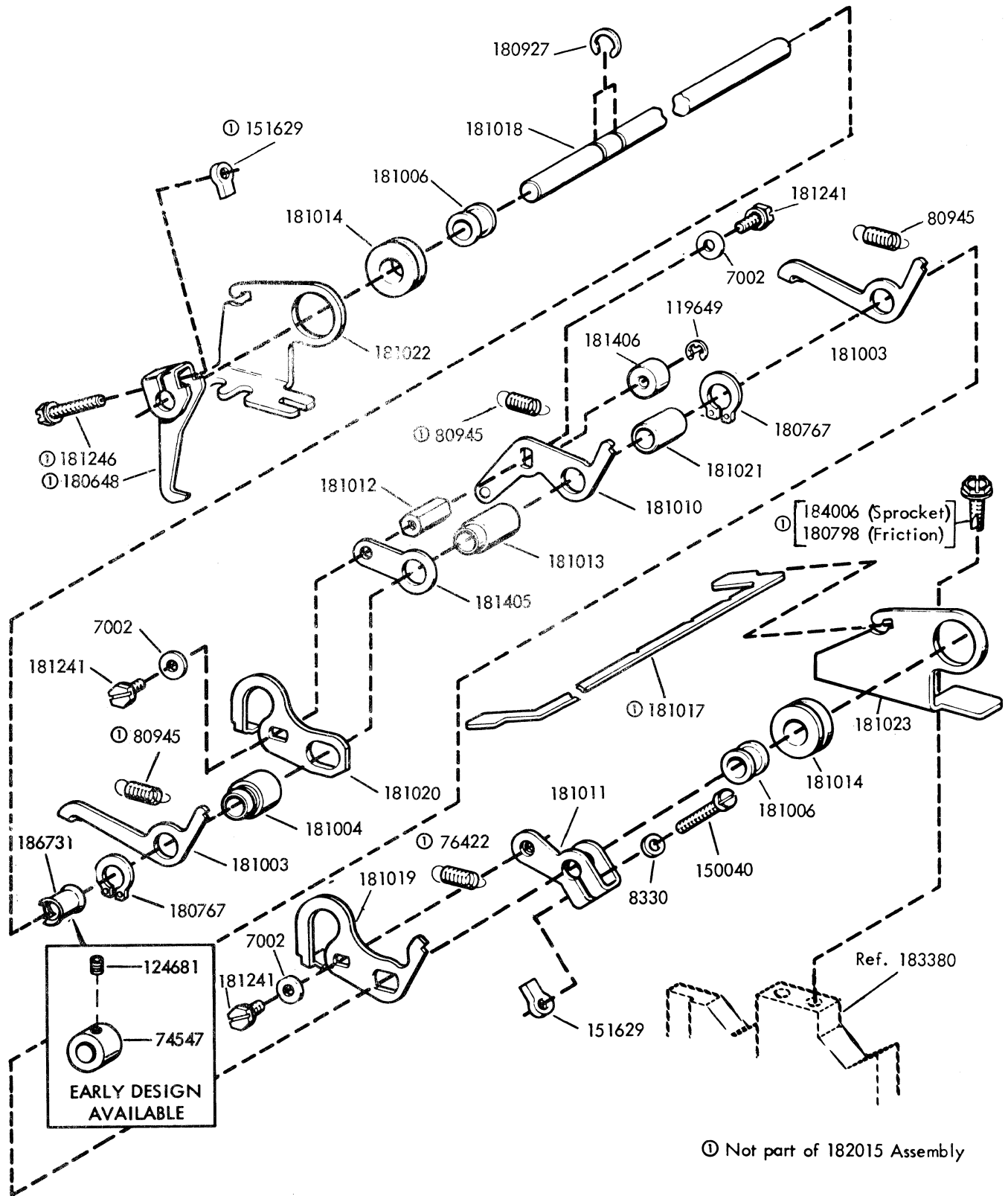
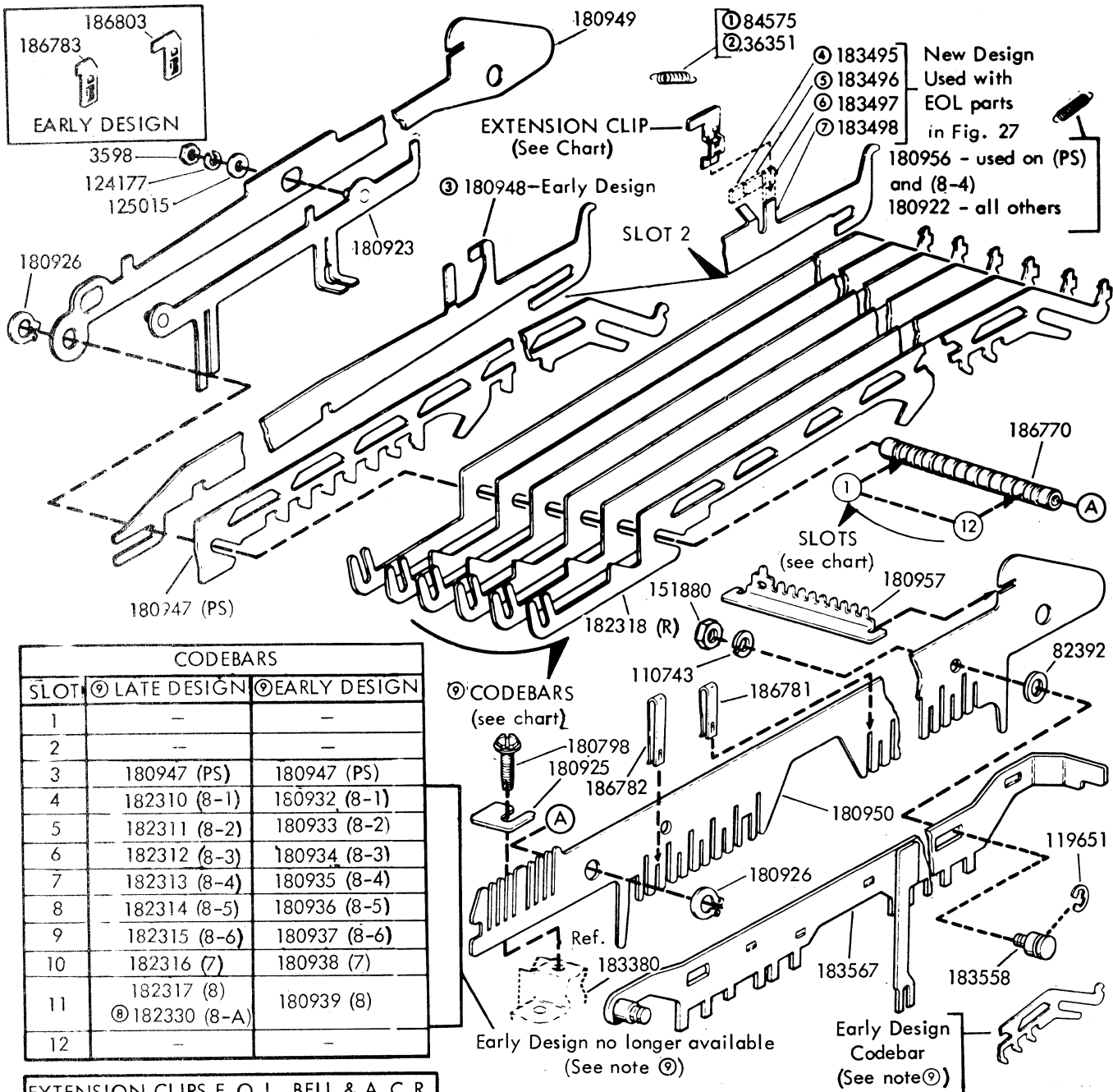


FIGURE 12. 182015 CLUTCH TRIP LEVER ASSEMBLY

SECTION 574-122-800TC



CODEBARS		
SLOT	Ⓣ LATE DESIGN	Ⓣ EARLY DESIGN
1	-	-
2	-	-
3	180947 (PS)	180947 (PS)
4	182310 (8-1)	180932 (8-1)
5	182311 (8-2)	180933 (8-2)
6	182312 (8-3)	180934 (8-3)
7	182313 (8-4)	180935 (8-4)
8	182314 (8-5)	180936 (8-5)
9	182315 (8-6)	180937 (8-6)
10	182316 (7)	180938 (7)
11	182317 (8) Ⓣ 182330 (8-A)	180939 (8)
12	-	-

EXTENSION CLIPS E.O.L. BELL & A.C.R.		
PART NUMBER	I.D. STAMP	USAGE
186783	F-72	FRICITION 10"
186803	S-72	SPROCKET 10"
187196	F-69	FRICITION 10"
187197	F-74	FRICITION 10"
187198	S-69	SPROCKET 10"
187199	F-83	FRICITION 12"
187200	F-86	FRICITION 12"
187201	-	FRICITION 12"
187202	S-83	SPROCKET 12"
187203	S-86	SPROCKET 12"

- Ⓛ Used with 180948
- Ⓜ All others
- Ⓨ Auto CR and EOL bell. By removing tines bar can be coded for a 69, 72 or 74 character line
- Ⓩ Auto CR and EOL bell on a 69 character line
- ⓐ Auto CR and EOL bell on a 72 character line
- ⓑ Auto CR and EOL bell on a 74 character line
- ⓓ EOL bell only.
- ⓔ Sets equipped with even parity keyboard
- ⓕ Early Design (Black Oxide) and Late Design (Nickel) Codebars are interchangeable in sets only. (Numbers in parenthesis indicate stamping on bar) See notesⓌ andⓙ in Figure 16

FIGURE 13. CODEBAR BASKET MECHANISM

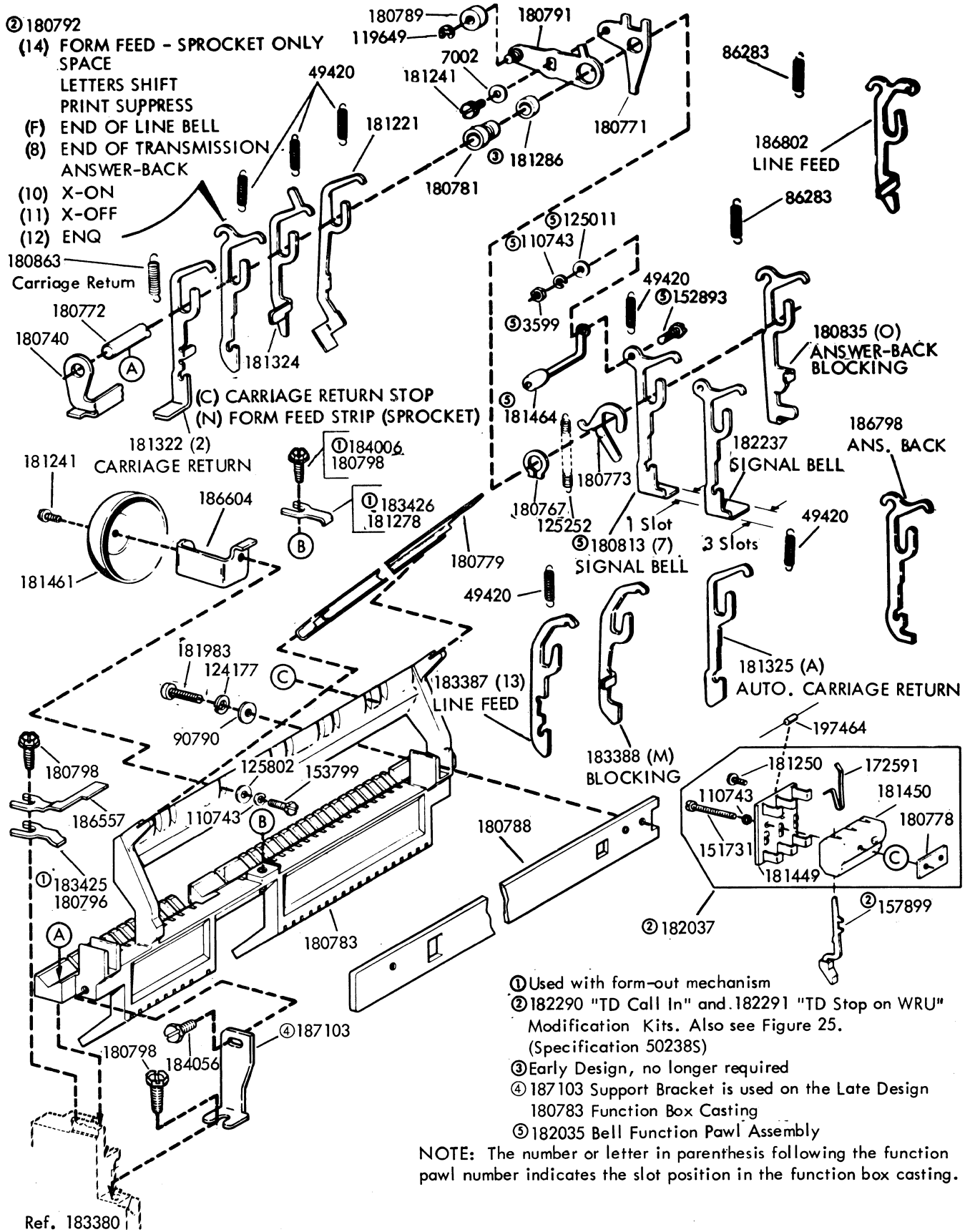


FIGURE 14. FUNCTION BOX MECHANISM

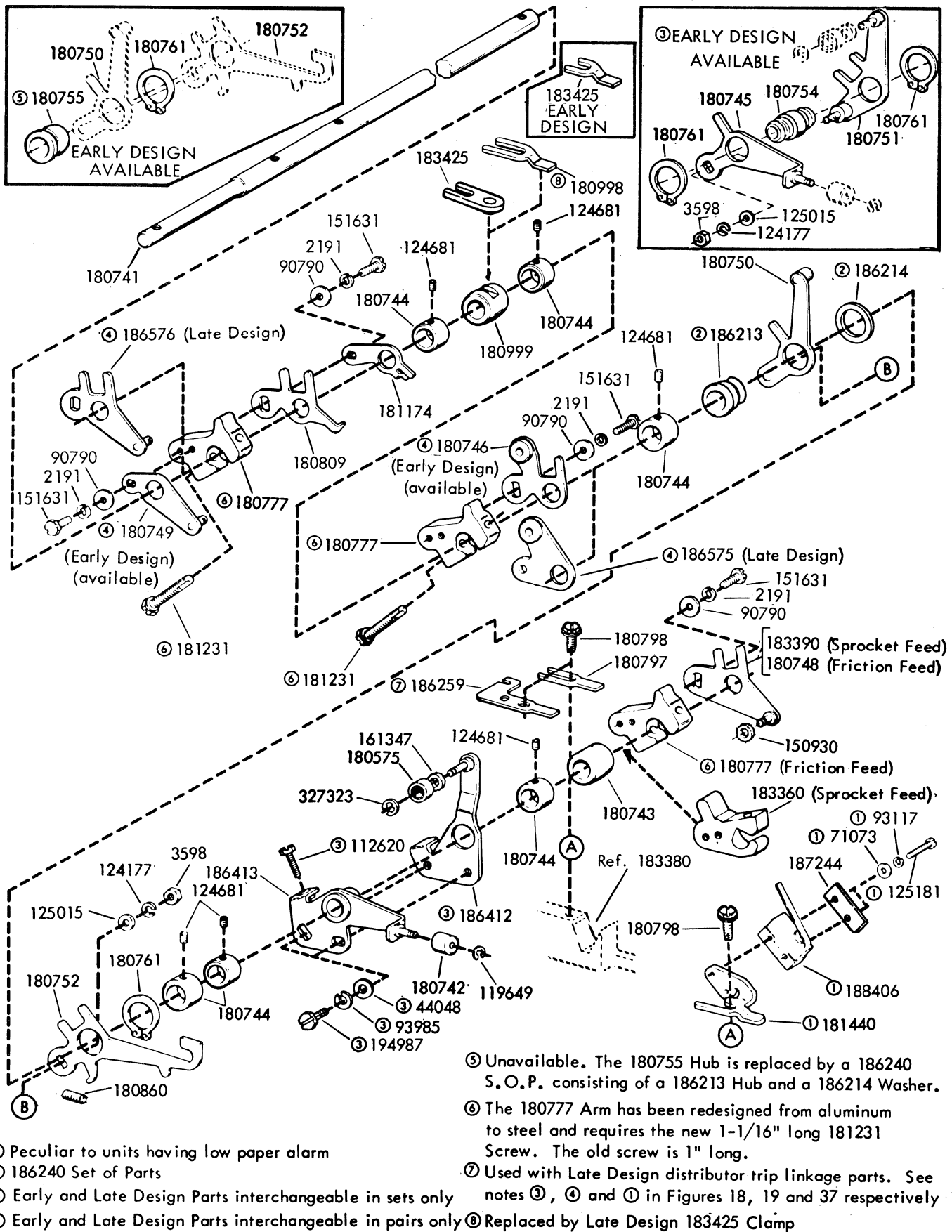


FIGURE 15. FUNCTION SHAFT MECHANISM

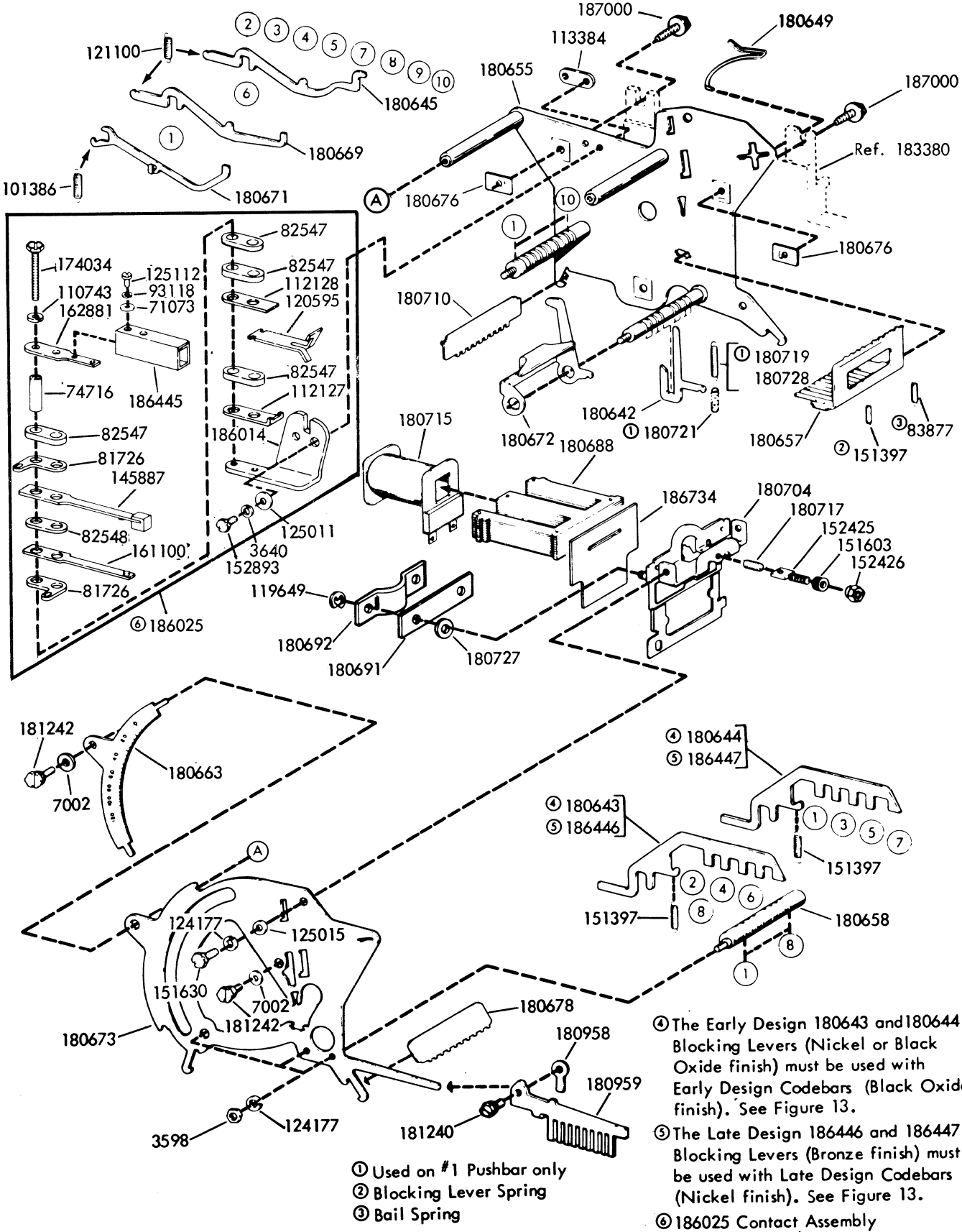


FIGURE 16. SELECTOR FRAME MECHANISM

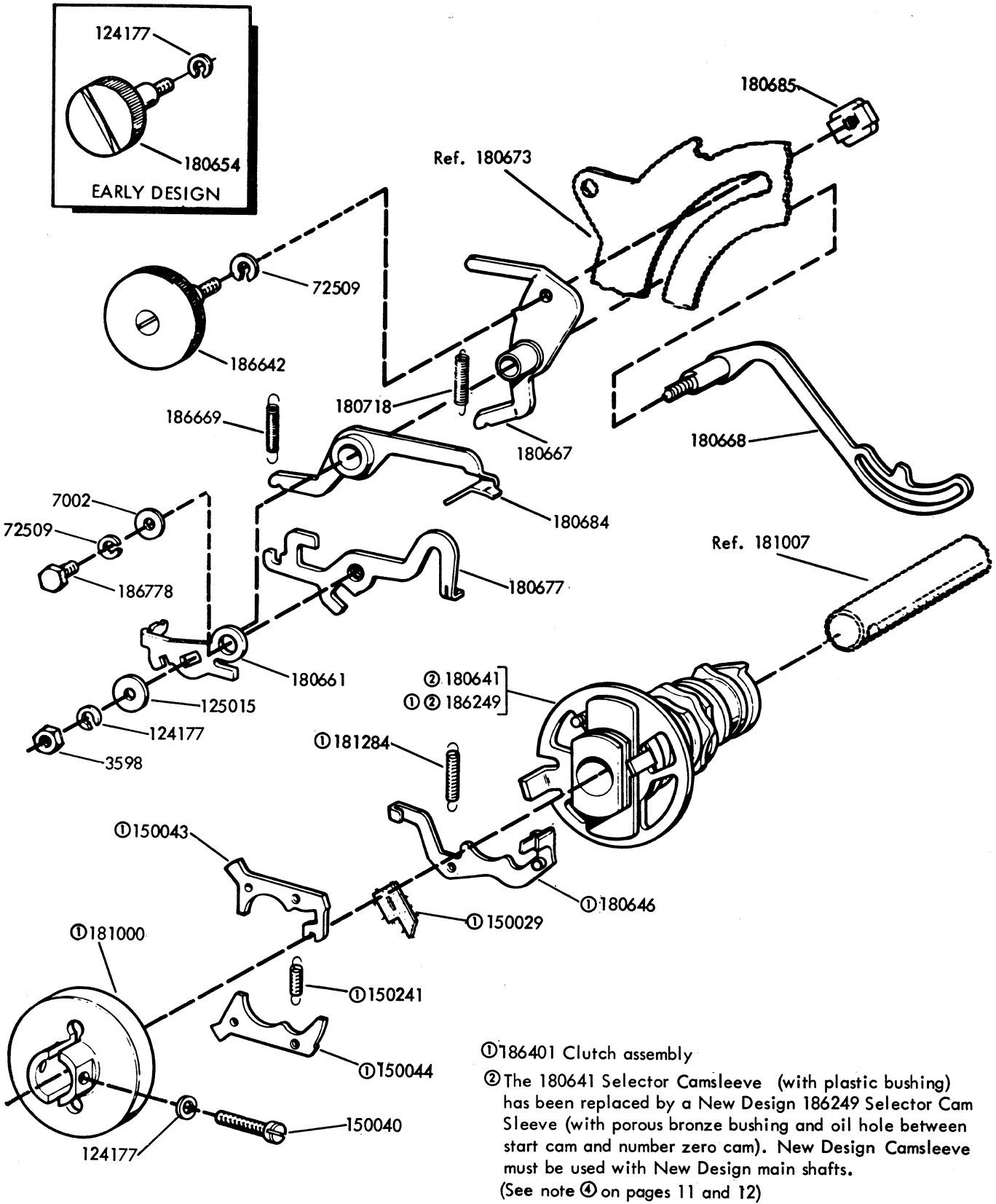
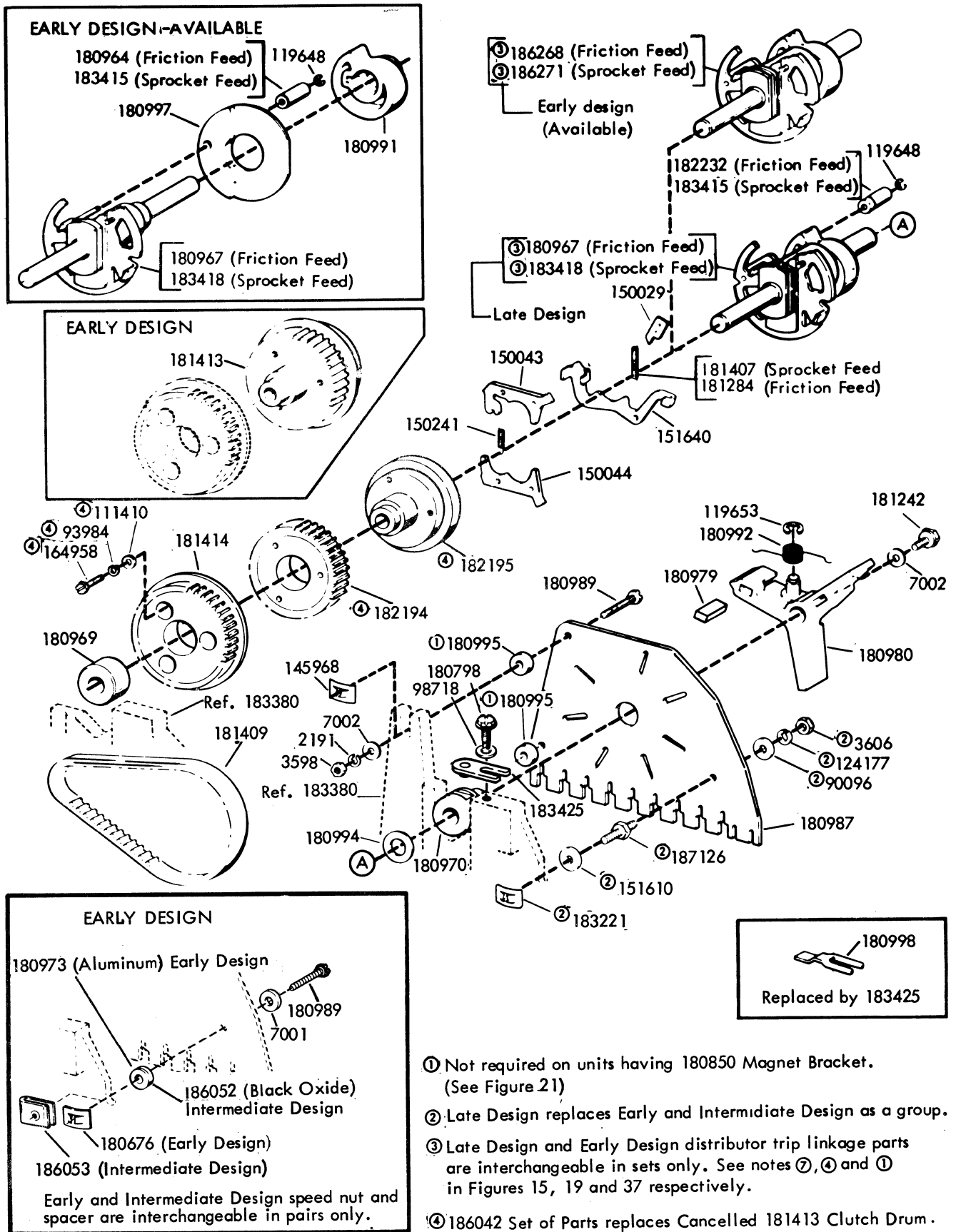
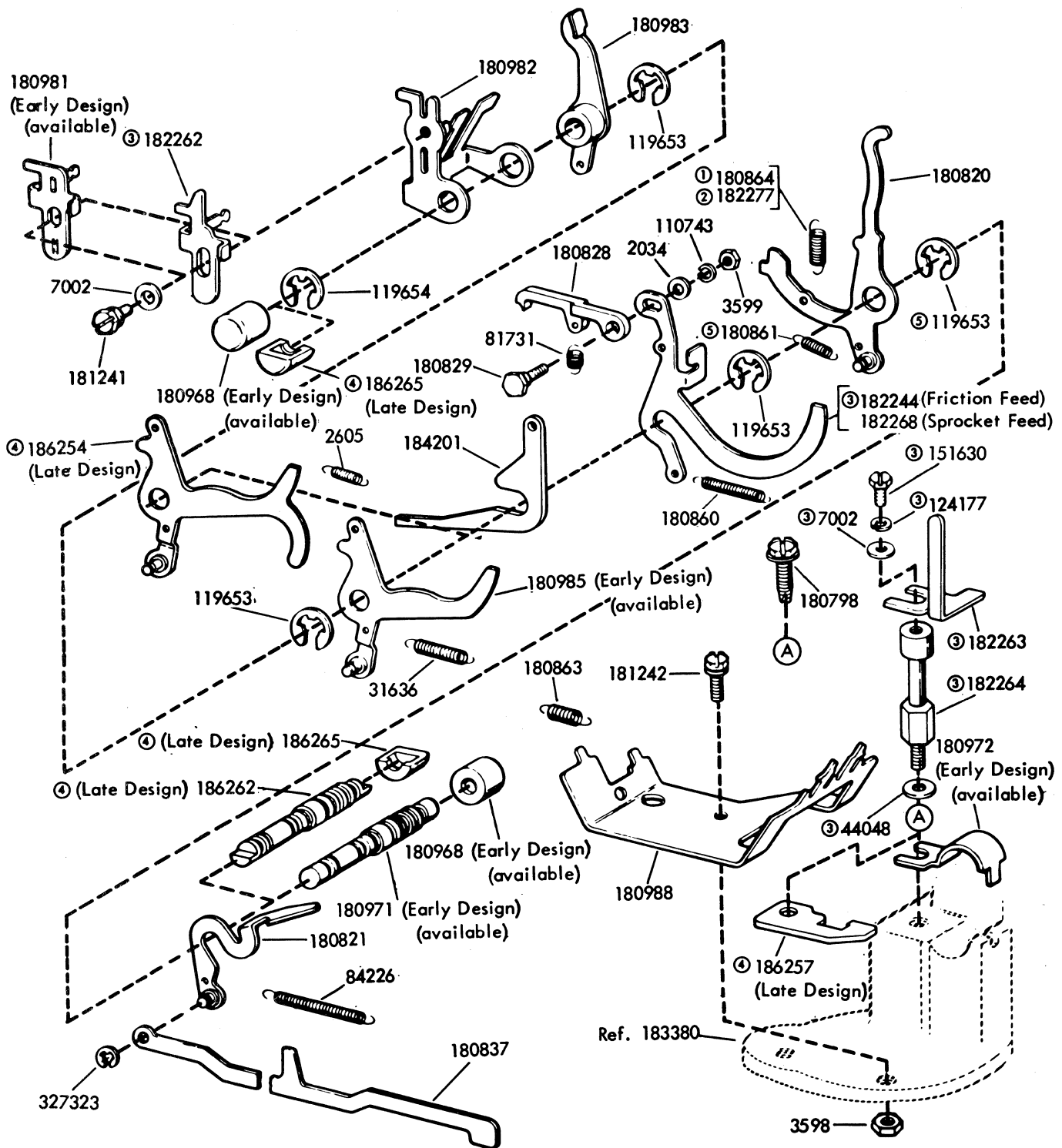


FIGURE 17. CLUTCH AND CAMSLEEVE MECHANISM



- ① Not required on units having 180850 Magnet Bracket. (See Figure 21)
- ② Late Design replaces Early and Intermediate Design as a group.
- ③ Late Design and Early Design distributor trip linkage parts are interchangeable in sets only. See notes ⑦, ④ and ① in Figures 15, 19 and 37 respectively.
- ④ 186042 Set of Parts replaces Cancelled 181413 Clutch Drum.

FIGURE 18. DISTRIBUTOR CLUTCH MECHANISM



- ① Used with units employing 180843 trip lever (Figure 23)
- ② Used with units employing 182276 trip lever (Figure 23)
- ③ 182269 Modification Kit to prevent double tripping of the Distributor Clutch by the Keyboard, Reader and Answer-Back Mechanism. Also includes the 182239 Latch - Lever and the 186253 Lever used on the Keyboard (Specification 502645)
- ④ Early and Late Design distributor trip linkage parts are interchangeable in sets only. See notes ②, ③ and ① in Figures 15, 18 and 37 respectively.
- ⑤ Omitted on units employing 182276 Answer Back Trip Lever. (Figure 23).

FIGURE 19. TRIP SHAFT MECHANISM

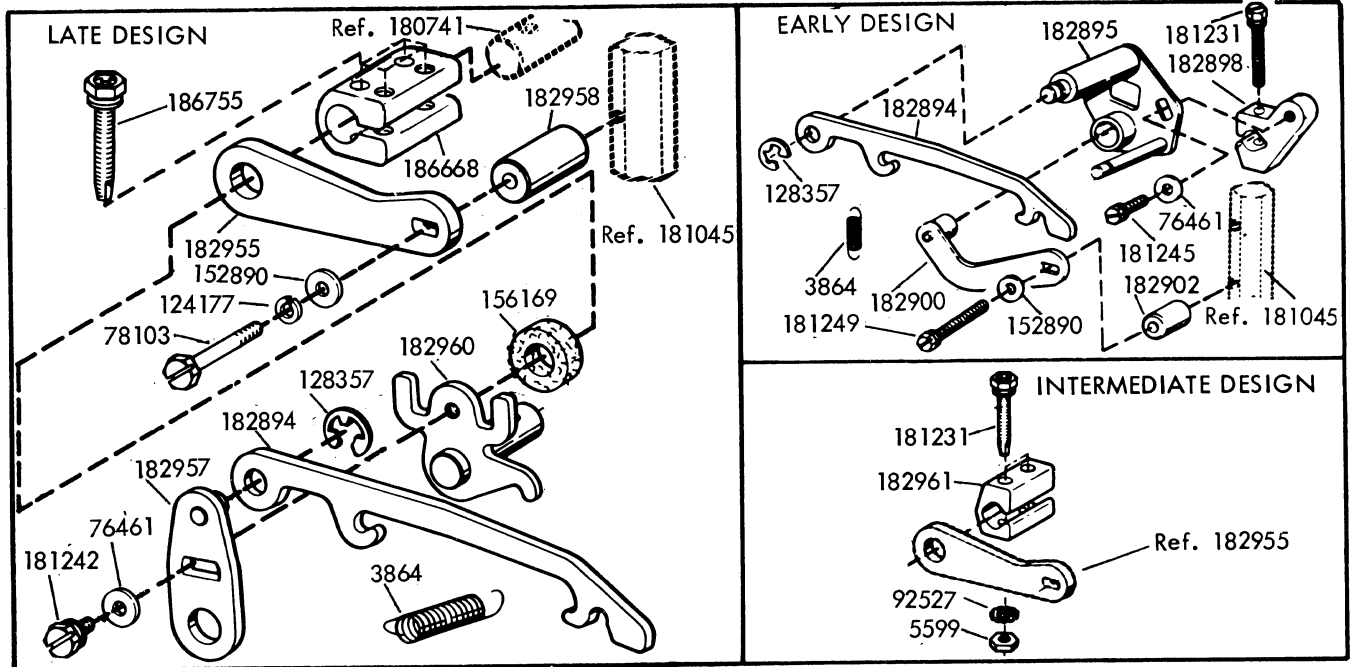


FIGURE 20. 182964 DRIVE ARM ASSEMBLY

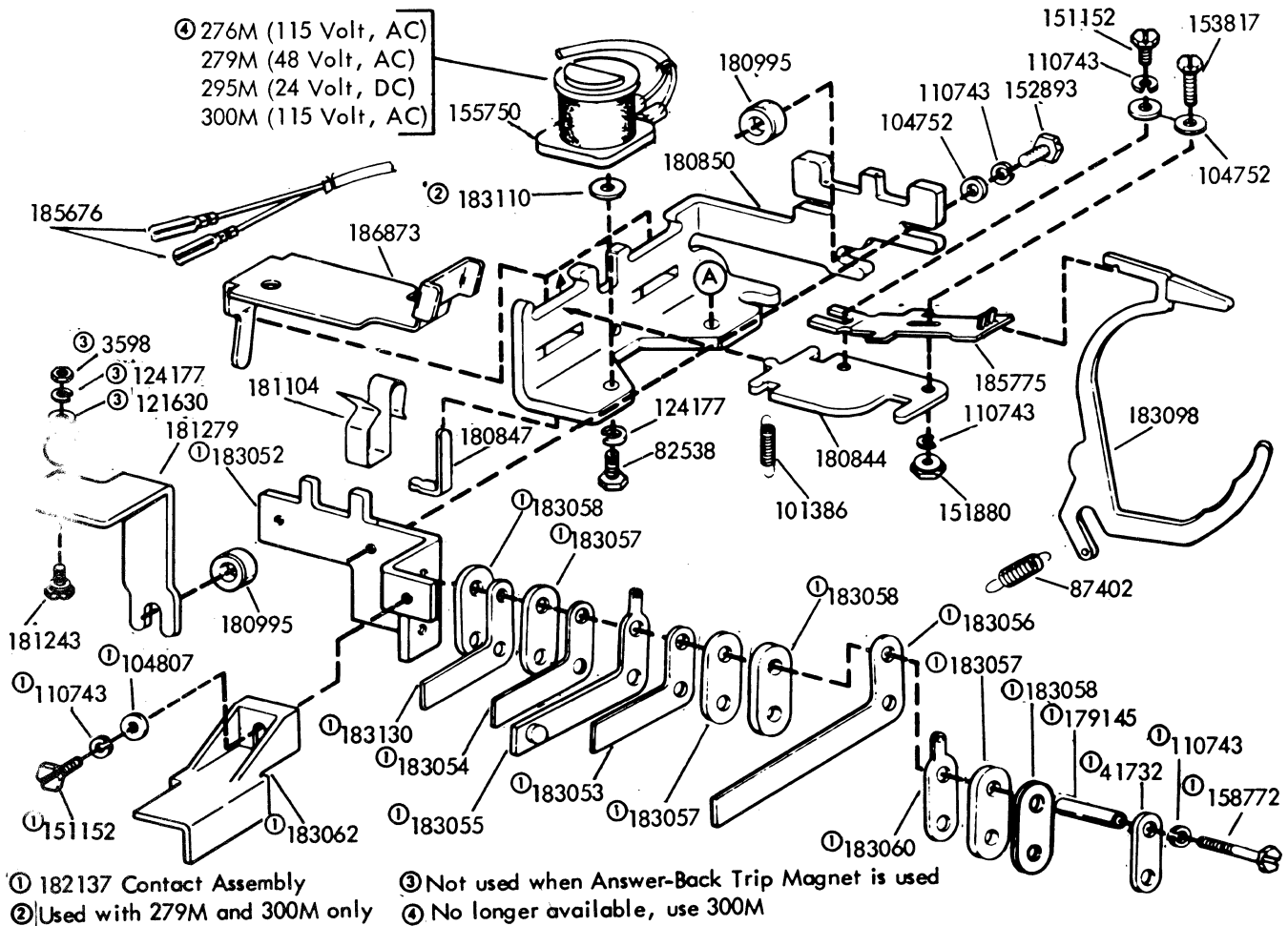


FIGURE 21. CLUTCH TRIP MECAHNISM

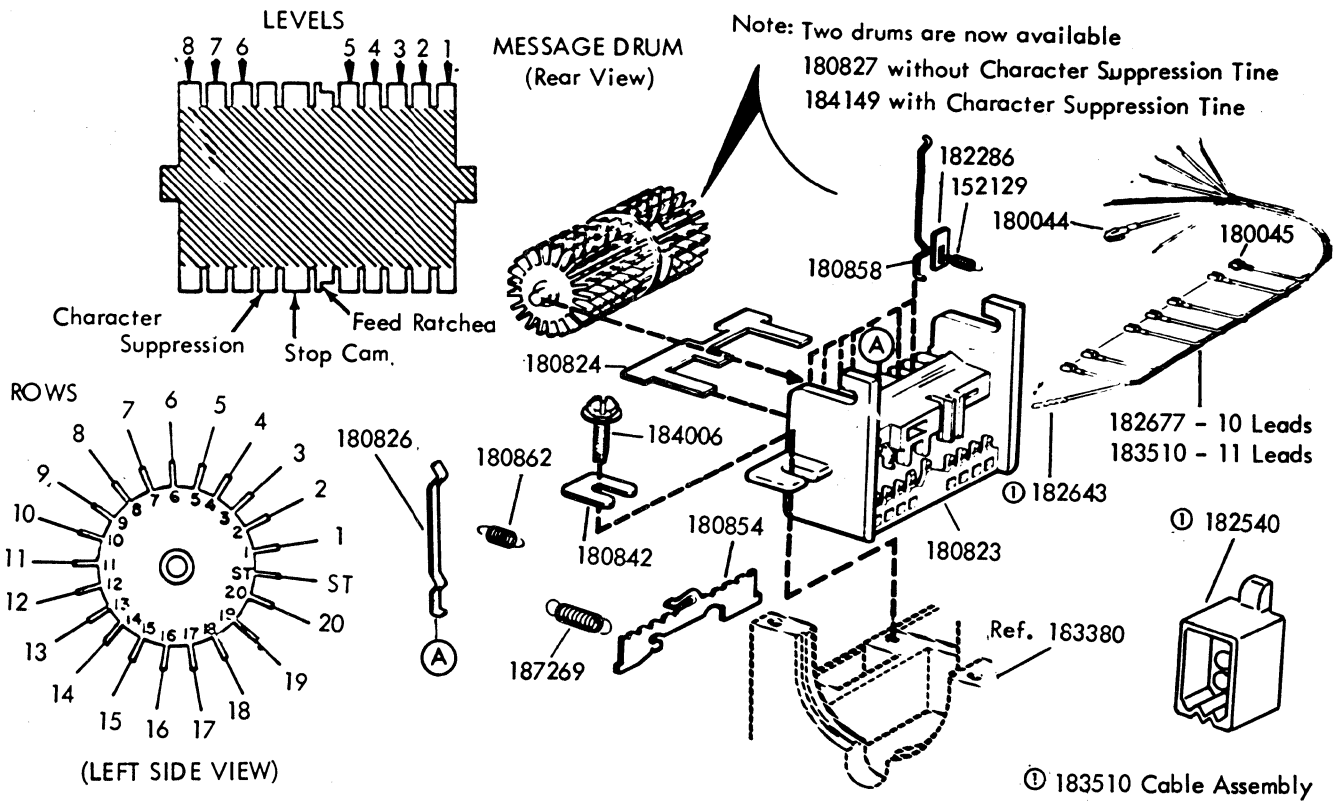


FIGURE 22. ANSWER - BACK DRUM MECHANISM

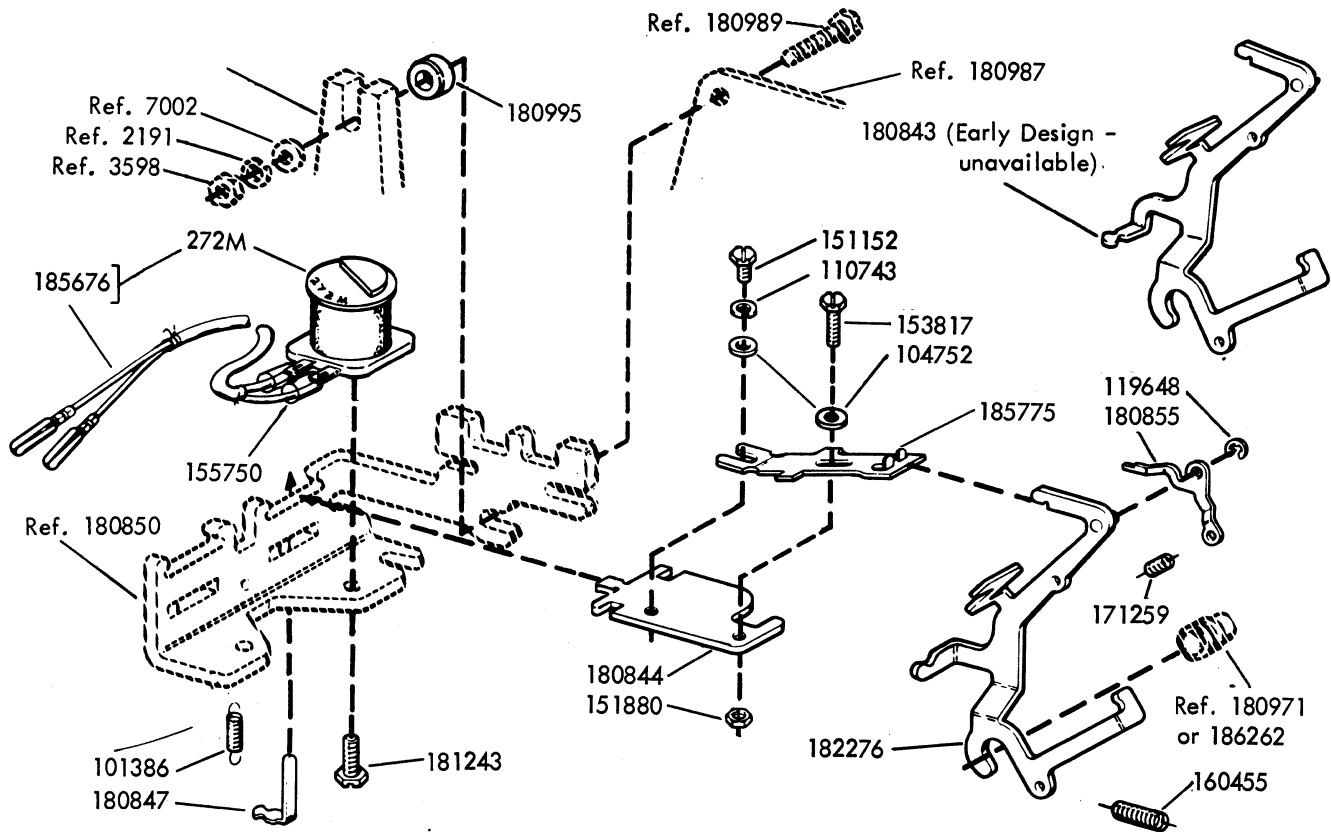
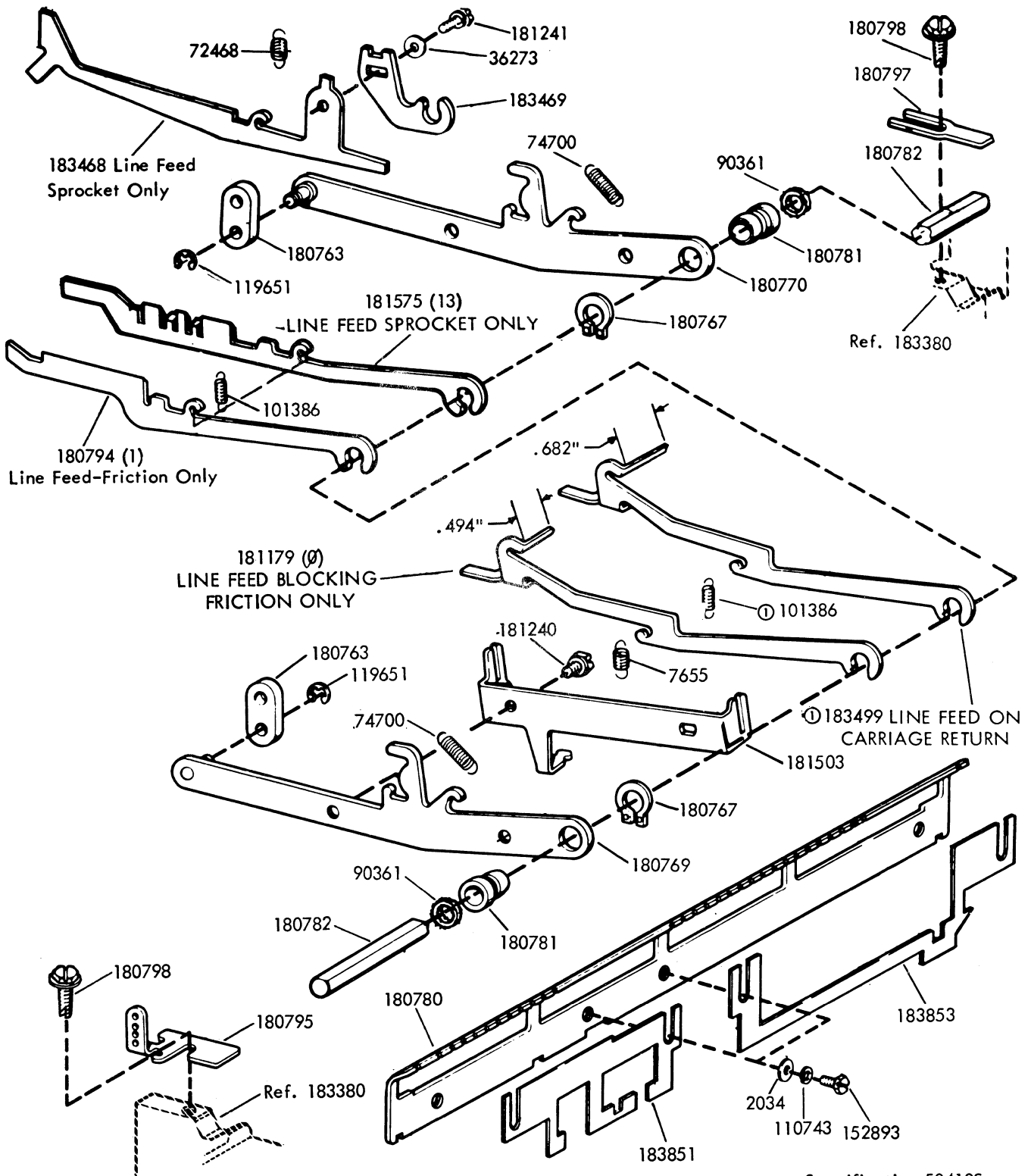


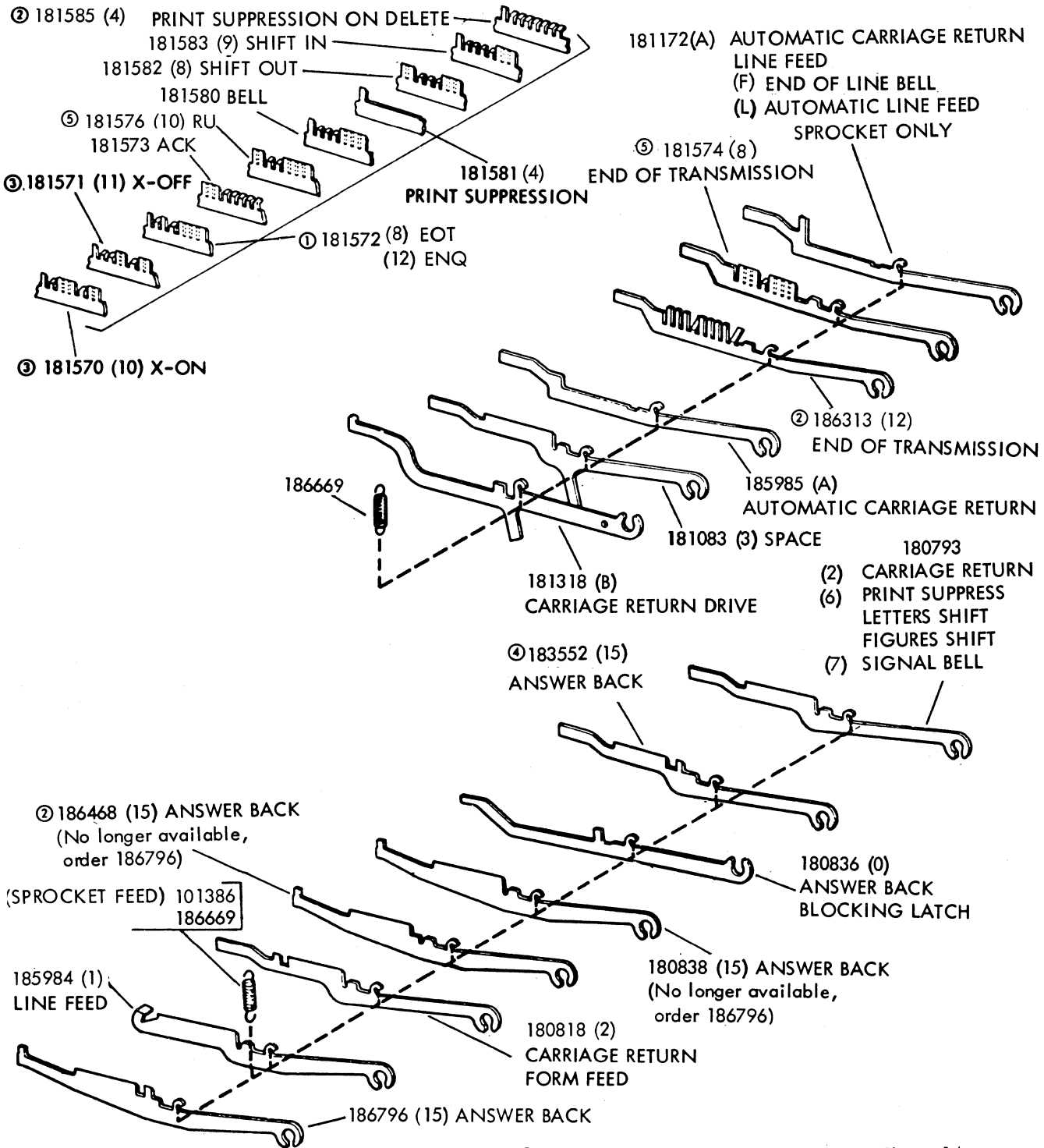
FIGURE 23. ANSWER - BACK TRIP MAGNET MECHANISM



Specification 504135

①184157 Modification Kit to provide automatic LF on CR
 Number or letter in parenthesis (-) indicates slot Function Levers may occupy.

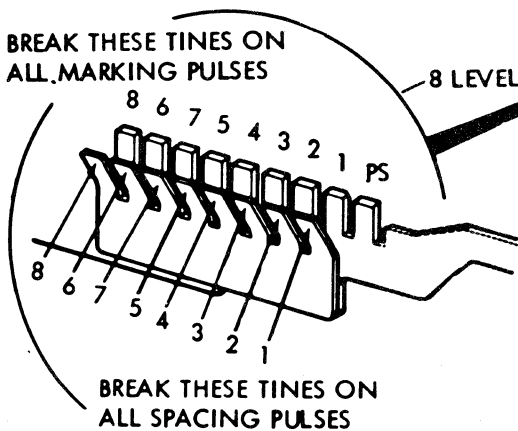
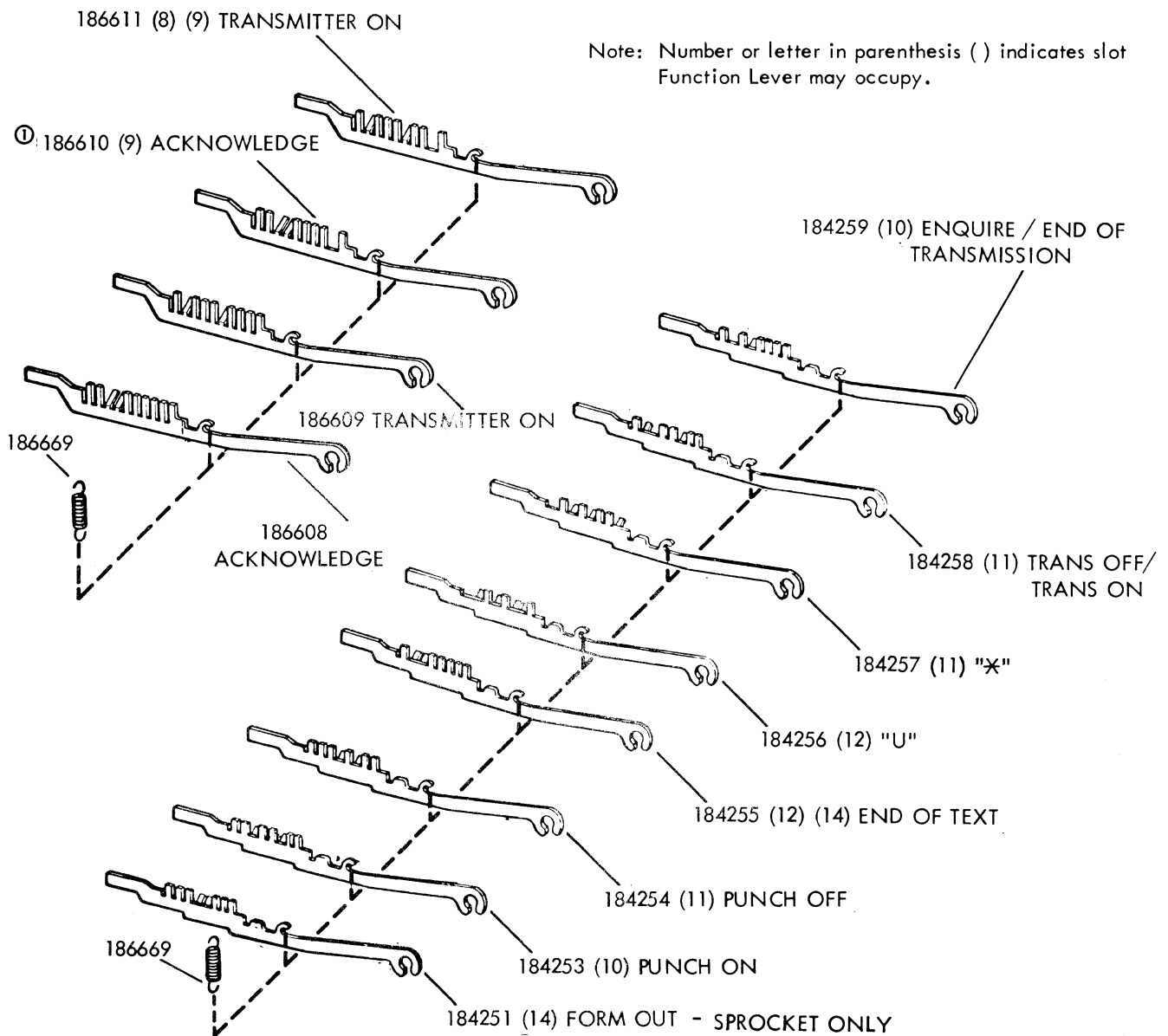
FIGURE 24. LINE FEED FUNCTION LEVER MECHANISM



- ① Part of 182291 Modification Kit. See Figure 14.
- ② ASCII 1967 Code
- ③ Peculiar to units equipped with automatic reader control
- ④ Peculiar to units having two-color printing
- ⑤ ASCII 1963 Code

NOTE: Number or letter in parenthesis () indicates slot Function Lever may occupy.

FIGURE 25. FUNCTION LEVERS



① ASCII 1967 Code

Coding a 180801 Uncoded Universal Function Lever, To perform a special function or contact closure, is to be done before installation of part. For 8 level usage starting at pivoted end, the tines are numbered 8, 6, 7, 5, 4, 3, 2, 1 and PS, tines 6 and 7 are not in numerical order. Choose the code combination the lever is to respond to. Note marking pulses. Break off the straight tines whose number corresponds to the marking pulses. Break off the bent tines whose number corresponds to the spacing pulses.

PS-Refers to Print Suppression and is broken off when printing is desired.

On eight level codes, break both tines on position 8 unless respond to parity level (8th) is required.

② Part of 182290 Modification Kit (See Fig. 14)

FIGURE 26. FUNCTION LEVERS (Continued)

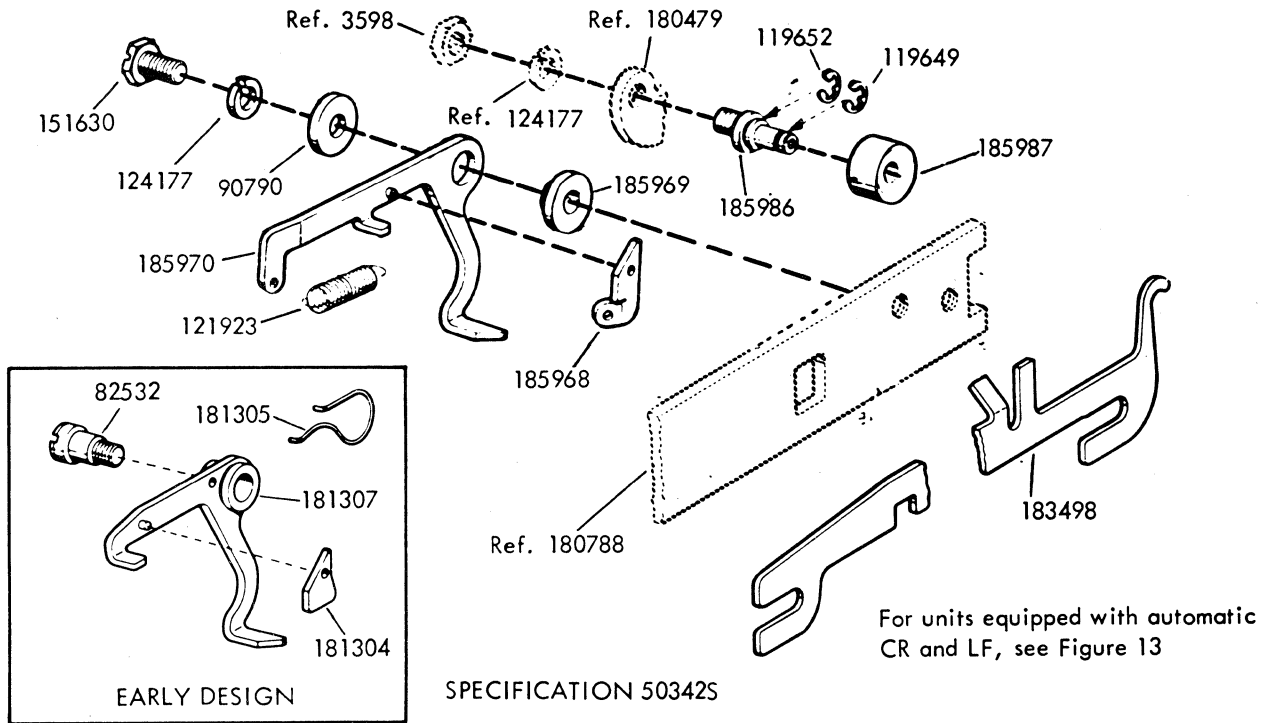


FIGURE 27. 185971 MODIFICATION KIT TO PROVIDE PRINTER WITH AN END-OF-LINE BELL TO RING ON APPROXIMATELY THE 62ND CHARACTER

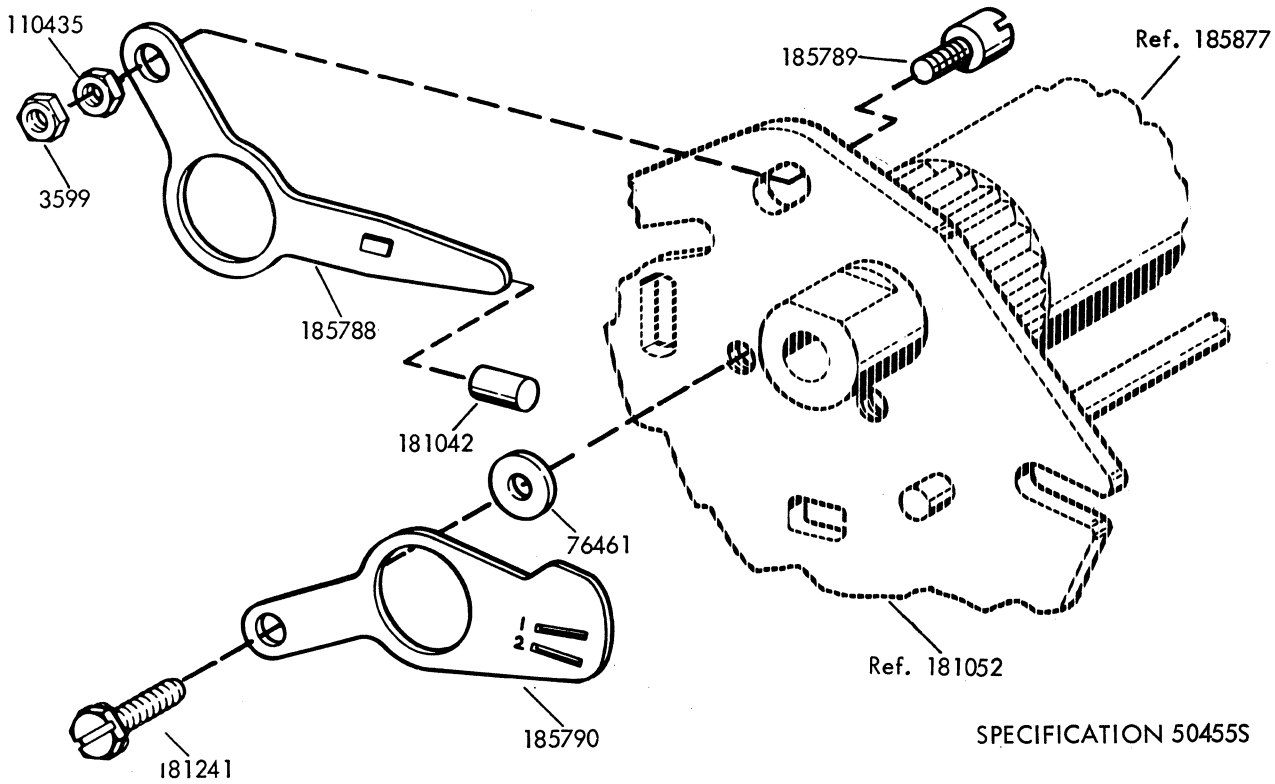


FIGURE 28. 185791 MODIFICATION KIT TO PROVIDE CONTROLLED SINGLE OR DOUBLE LINE FEED FEATURE ON FRICTION FEED PRINTER

TYPEWHEEL	PART NO.	POSITION	CHARACTER																									
			A	B	C	D	E	F	G	H	I	J	K	L	M	N	O	P	Q	R	S	T	U	V	W	X	Y	Z
MA	180598	UNSHIFT																										
		SHIFT																										
MB	182280	UNSHIFT																										
		SHIFT																										
MC	182293	UNSHIFT																										
		SHIFT																										
MD	183588	UNSHIFT																										
		SHIFT																										
ME	183599	UNSHIFT																										
		SHIFT																										
MF	183922	UNSHIFT																										
		SHIFT																										
MG	184685	UNSHIFT																										
		SHIFT																										
MH	184686	UNSHIFT																										
		SHIFT																										
MJ	184688	UNSHIFT																										
		SHIFT																										
MK	184689	UNSHIFT																										
		SHIFT																										
ML	184690	UNSHIFT																										
		SHIFT																										
MN	184691	UNSHIFT																										
		SHIFT																										
MP	184693	UNSHIFT																										
		SHIFT																										
MR	184695	UNSHIFT																										
		SHIFT																										
MS	184950	UNSHIFT																										
		SHIFT																										
MT	184694	UNSHIFT																										
		SHIFT																										
MU	184692	UNSHIFT																										
		SHIFT																										
MV	184696	UNSHIFT																										
		SHIFT																										
MW	184697	UNSHIFT																										
		SHIFT																										
MY	184698	UNSHIFT																										
		SHIFT																										
MZ	184951	UNSHIFT																										
		SHIFT																										

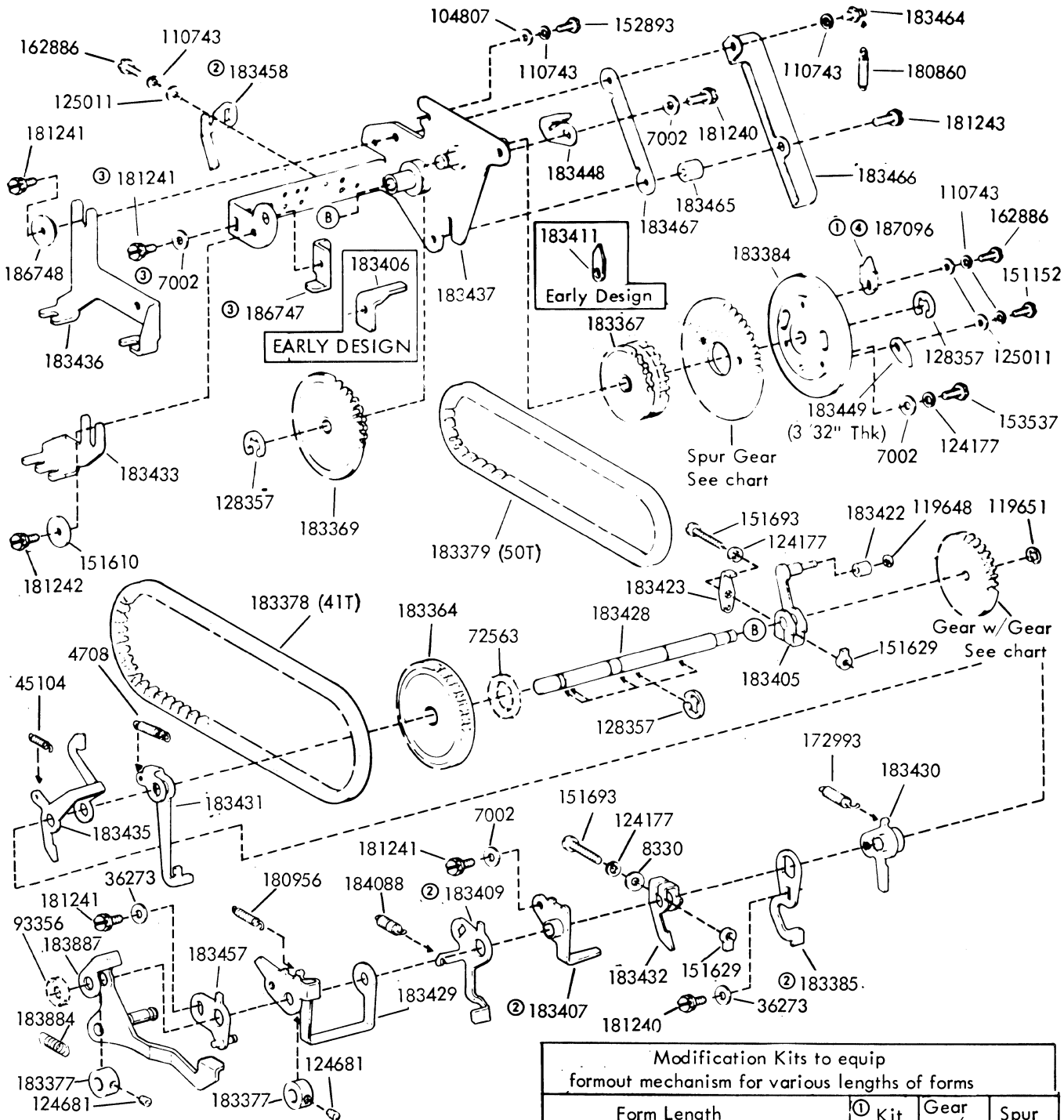
FIGURE 29. TYPEWHEEL CHART

NA	NB	NC	ND	NE	NF	NG	NH	NK	NL	NM	NP	NR	NS	NT	NU	NV	NW	NX	NY	NZ	PA
UNSHIFT	UNSHIFT	UNSHIFT	UNSHIFT	UNSHIFT	UNSHIFT	UNSHIFT	UNSHIFT	UNSHIFT	UNSHIFT	UNSHIFT	UNSHIFT	UNSHIFT	UNSHIFT	UNSHIFT	UNSHIFT	UNSHIFT	UNSHIFT	UNSHIFT	UNSHIFT	UNSHIFT	UNSHIFT
SHIFT	SHIFT	SHIFT	SHIFT	SHIFT	SHIFT	SHIFT	SHIFT	SHIFT	SHIFT	SHIFT	SHIFT	SHIFT	SHIFT	SHIFT	SHIFT	SHIFT	SHIFT	SHIFT	SHIFT	SHIFT	SHIFT
184952	184953	184954	184955	184956	184957	184958	184959	184960	184961	184962	184963	184964	184965	184966	184967	184968	184969	184970	184971	184972	184973
1	1	1	1	1	1	1	1	1	1	1	1	1	1	1	1	1	1	1	1	1	1
2	2	2	2	2	2	2	2	2	2	2	2	2	2	2	2	2	2	2	2	2	2
3	3	3	3	3	3	3	3	3	3	3	3	3	3	3	3	3	3	3	3	3	3
4	4	4	4	4	4	4	4	4	4	4	4	4	4	4	4	4	4	4	4	4	4
5	5	5	5	5	5	5	5	5	5	5	5	5	5	5	5	5	5	5	5	5	5
6	6	6	6	6	6	6	6	6	6	6	6	6	6	6	6	6	6	6	6	6	6
7	7	7	7	7	7	7	7	7	7	7	7	7	7	7	7	7	7	7	7	7	7
8	8	8	8	8	8	8	8	8	8	8	8	8	8	8	8	8	8	8	8	8	8
9	9	9	9	9	9	9	9	9	9	9	9	9	9	9	9	9	9	9	9	9	9
0	0	0	0	0	0	0	0	0	0	0	0	0	0	0	0	0	0	0	0	0	0
1	1	1	1	1	1	1	1	1	1	1	1	1	1	1	1	1	1	1	1	1	1
2	2	2	2	2	2	2	2	2	2	2	2	2	2	2	2	2	2	2	2	2	2
3	3	3	3	3	3	3	3	3	3	3	3	3	3	3	3	3	3	3	3	3	3
4	4	4	4	4	4	4	4	4	4	4	4	4	4	4	4	4	4	4	4	4	4
5	5	5	5	5	5	5	5	5	5	5	5	5	5	5	5	5	5	5	5	5	5
6	6	6	6	6	6	6	6	6	6	6	6	6	6	6	6	6	6	6	6	6	6
7	7	7	7	7	7	7	7	7	7	7	7	7	7	7	7	7	7	7	7	7	7
8	8	8	8	8	8	8	8	8	8	8	8	8	8	8	8	8	8	8	8	8	8
9	9	9	9	9	9	9	9	9	9	9	9	9	9	9	9	9	9	9	9	9	9
0	0	0	0	0	0	0	0	0	0	0	0	0	0	0	0	0	0	0	0	0	0
1	1	1	1	1	1	1	1	1	1	1	1	1	1	1	1	1	1	1	1	1	1
2	2	2	2	2	2	2	2	2	2	2	2	2	2	2	2	2	2	2	2	2	2
3	3	3	3	3	3	3	3	3	3	3	3	3	3	3	3	3	3	3	3	3	3
4	4	4	4	4	4	4	4	4	4	4	4	4	4	4	4	4	4	4	4	4	4
5	5	5	5	5	5	5	5	5	5	5	5	5	5	5	5	5	5	5	5	5	5
6	6	6	6	6	6	6	6	6	6	6	6	6	6	6	6	6	6	6	6	6	6
7	7	7	7	7	7	7	7	7	7	7	7	7	7	7	7	7	7	7	7	7	7
8	8	8	8	8	8	8	8	8	8	8	8	8	8	8	8	8	8	8	8	8	8
9	9	9	9	9	9	9	9	9	9	9	9	9	9	9	9	9	9	9	9	9	9
0	0	0	0	0	0	0	0	0	0	0	0	0	0	0	0	0	0	0	0	0	0

FIGURE 30. TYPEWHEEL CHART (Continued)

TYPEWHEEL	PART NO.	POSITION	CHARACTER																										
			1	2	3	4	5	6	7	8	9	10	11	12	13	14	15	16	17	18	19	20	21	22	23	24	25	26	
PB	184974	UNSHIFT SHIFT																											
PC	184975	UNSHIFT SHIFT																											
PD	184976	UNSHIFT SHIFT																											
PE	184977	UNSHIFT SHIFT																											
PF	184978	UNSHIFT SHIFT																											
PG	184979	UNSHIFT SHIFT																											
PH	184980	UNSHIFT SHIFT																											
PJ	184981	UNSHIFT SHIFT																											
PL	184982	UNSHIFT SHIFT																											
PM	184983	UNSHIFT SHIFT																											
PN	184984	UNSHIFT SHIFT																											
PR	184985	UNSHIFT SHIFT																											
PS	186070	UNSHIFT SHIFT																											
PT	184986	UNSHIFT SHIFT																											
PW	184987	UNSHIFT SHIFT																											
PX	184988	UNSHIFT SHIFT																											
PY	184989	UNSHIFT SHIFT																											
PZ	184990	UNSHIFT SHIFT																											
RA	184991	UNSHIFT SHIFT																											

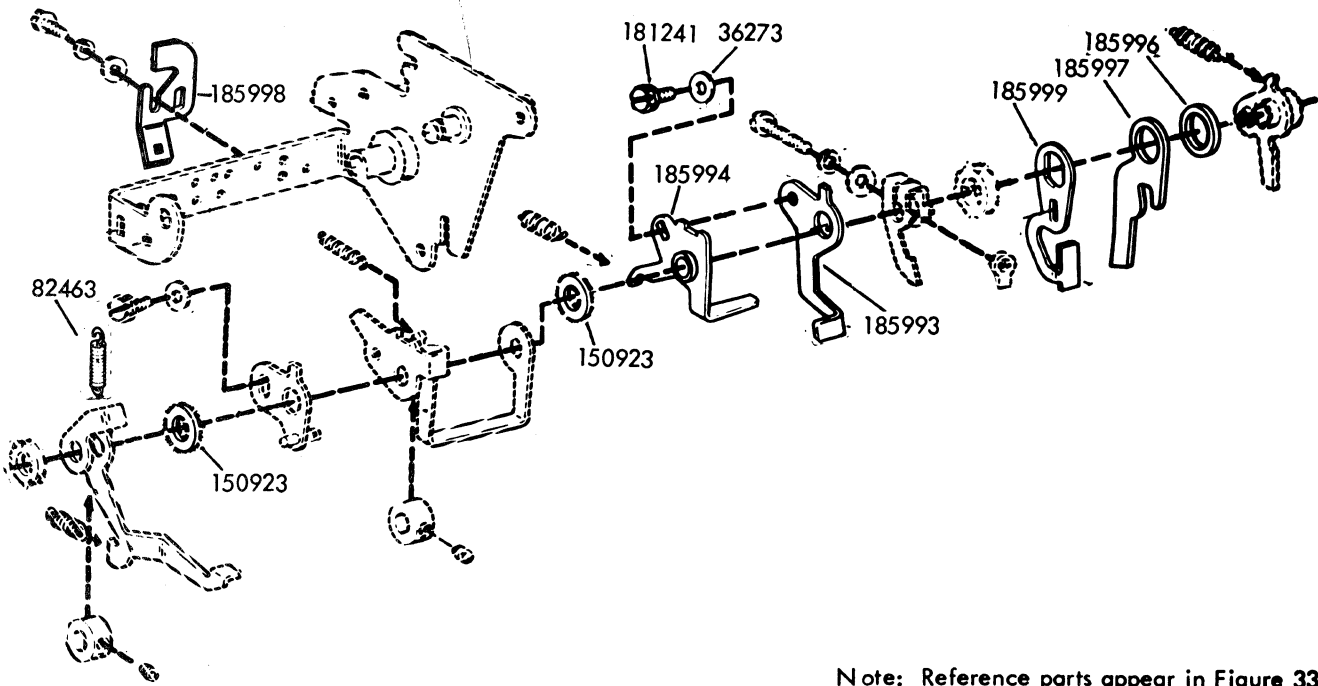
FIGURE 31. TYPEWHEEL CHART (Continued)



- ① The required number of 183411 Early Design and 187096 Late Design Cam Plates and mounting hardware are furnished with each kit Specification 504105
- ② Early design parts. See Figure 34 for Late Design.
- ③ Downstop bracket, flat washer and mounting screw sealed in place at Factory. Not for field installation.
- ④ Refer to Note ④ Figure 3.

Modification Kits to equip formout mechanism for various lengths of forms					
Form Length in Inches			① Kit No	Gear w/ Gear	Spur Gear*
11	5-1/2	3-2/3	183877	183391	183398
9	4-1/2	3	183878	183392	183399
7	3-1/2	2-1/3	183879	183393	183400
8	4	2-2/3	183880	183394	183401
8 1/2	—	2-5/6	183881	183395	183402
10	5	3-1/3	183882	183396	183403
6	—	—	183883	183397	183404

FIGURE 33. FORM OUT MECHANISM - SPROCKET FEED



Note: Reference parts appear in Figure 33

FIGURE 34. LATER DESIGN FORM-OUT MECHANISM - SPROCKET FEED

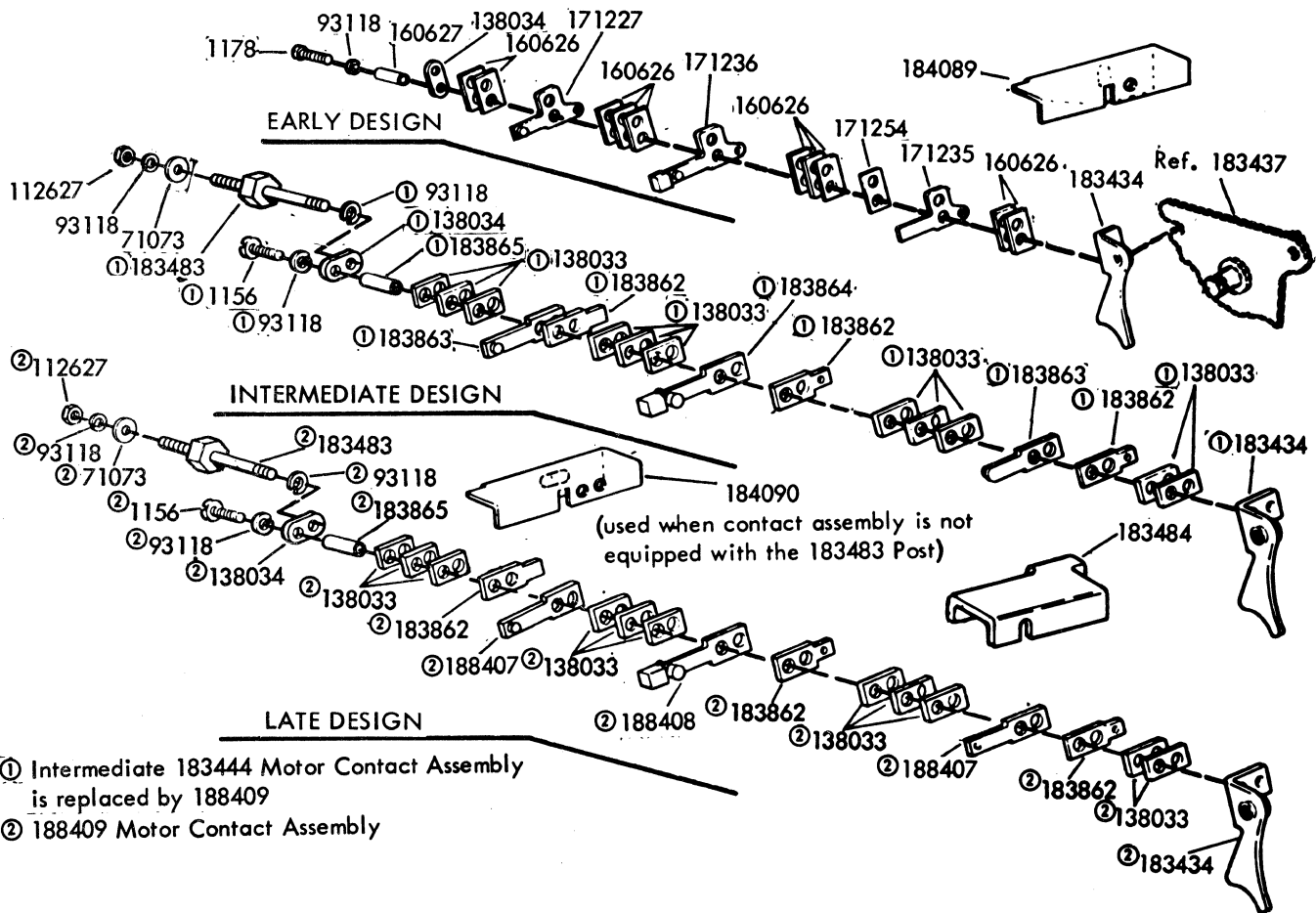


FIGURE 35. FORM-OUT CONTACT - SPROCKET FEED

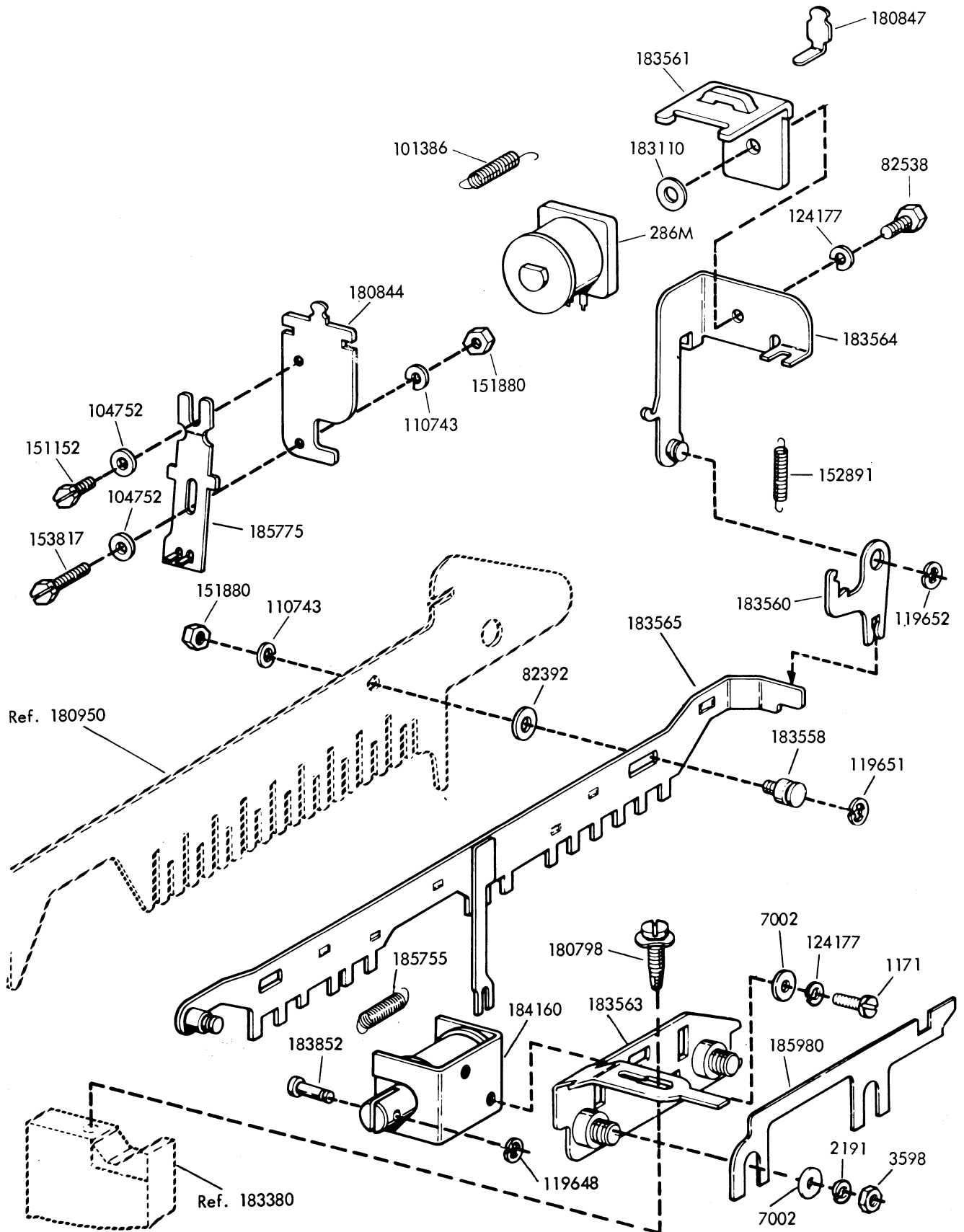
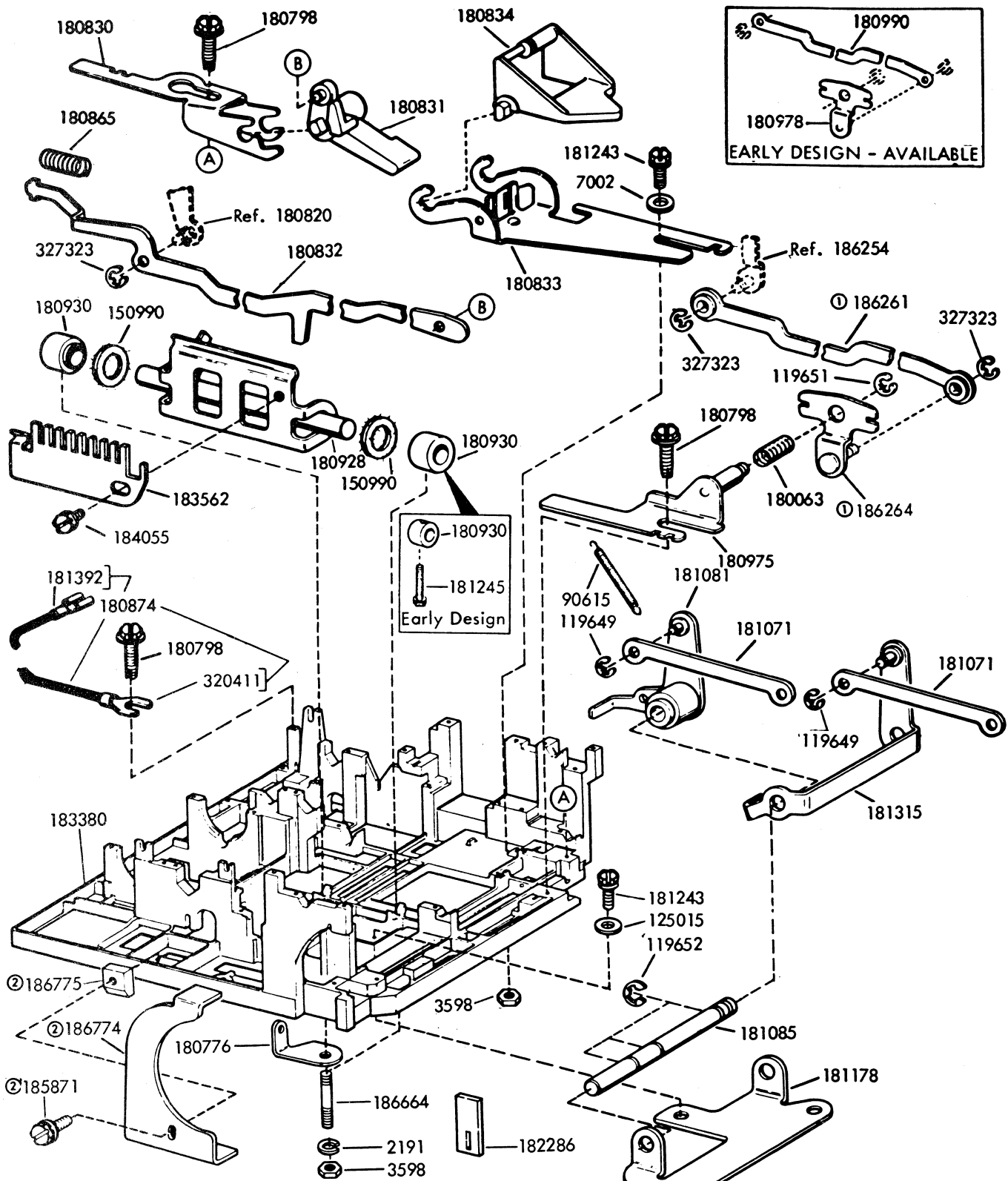


FIGURE 36. SOLENOID PRINT - NONPRINT RESET MECHANISMS



① Early and Late Design distributor trip linkage parts are interchangeable in sets only. See note ②, ③ and ④ in Figures 15, 18 and 19 respectively.

Specification 507145
 ② 186776 Modification Kit to provide a Handle.

FIGURE 37. BASE

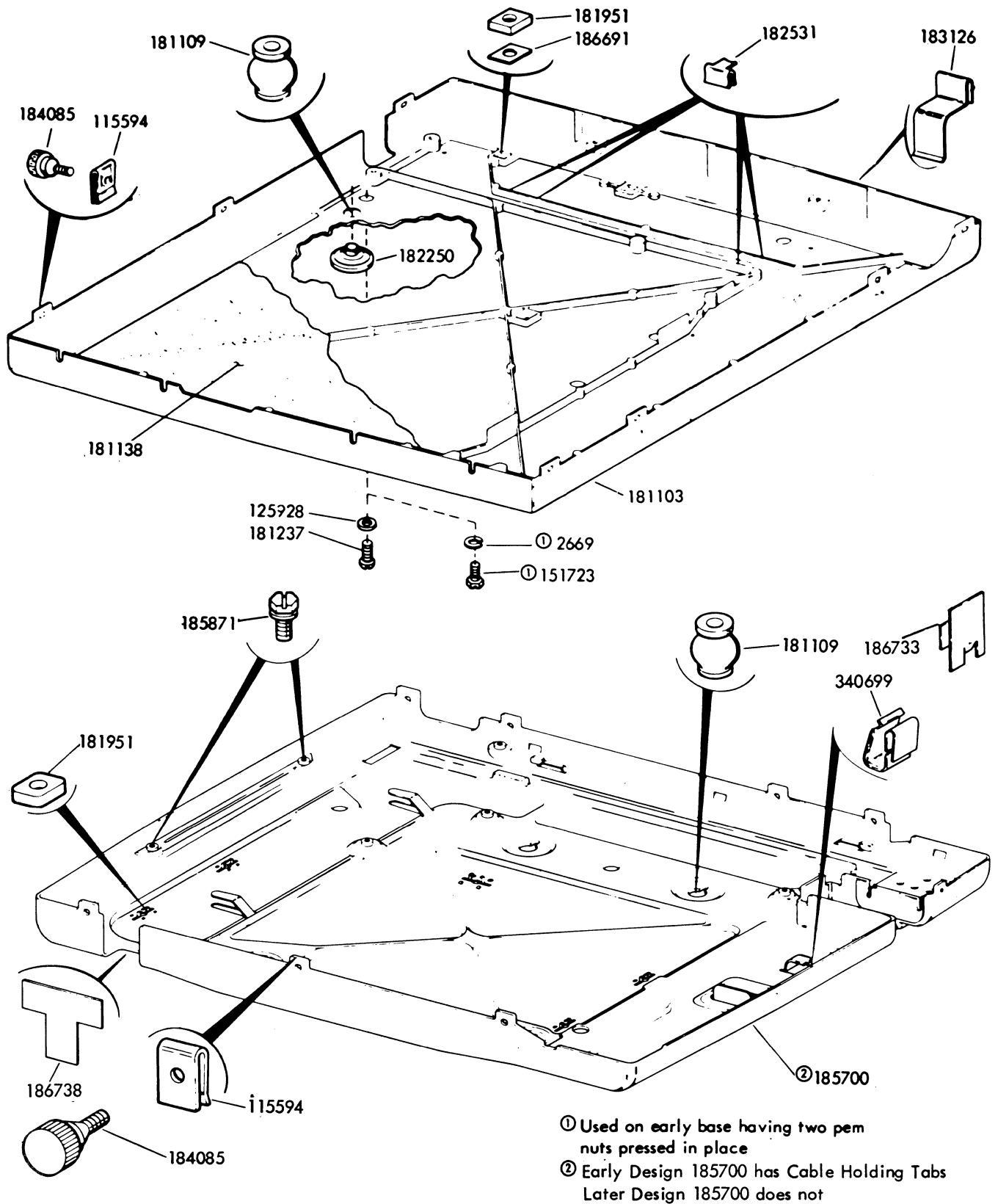
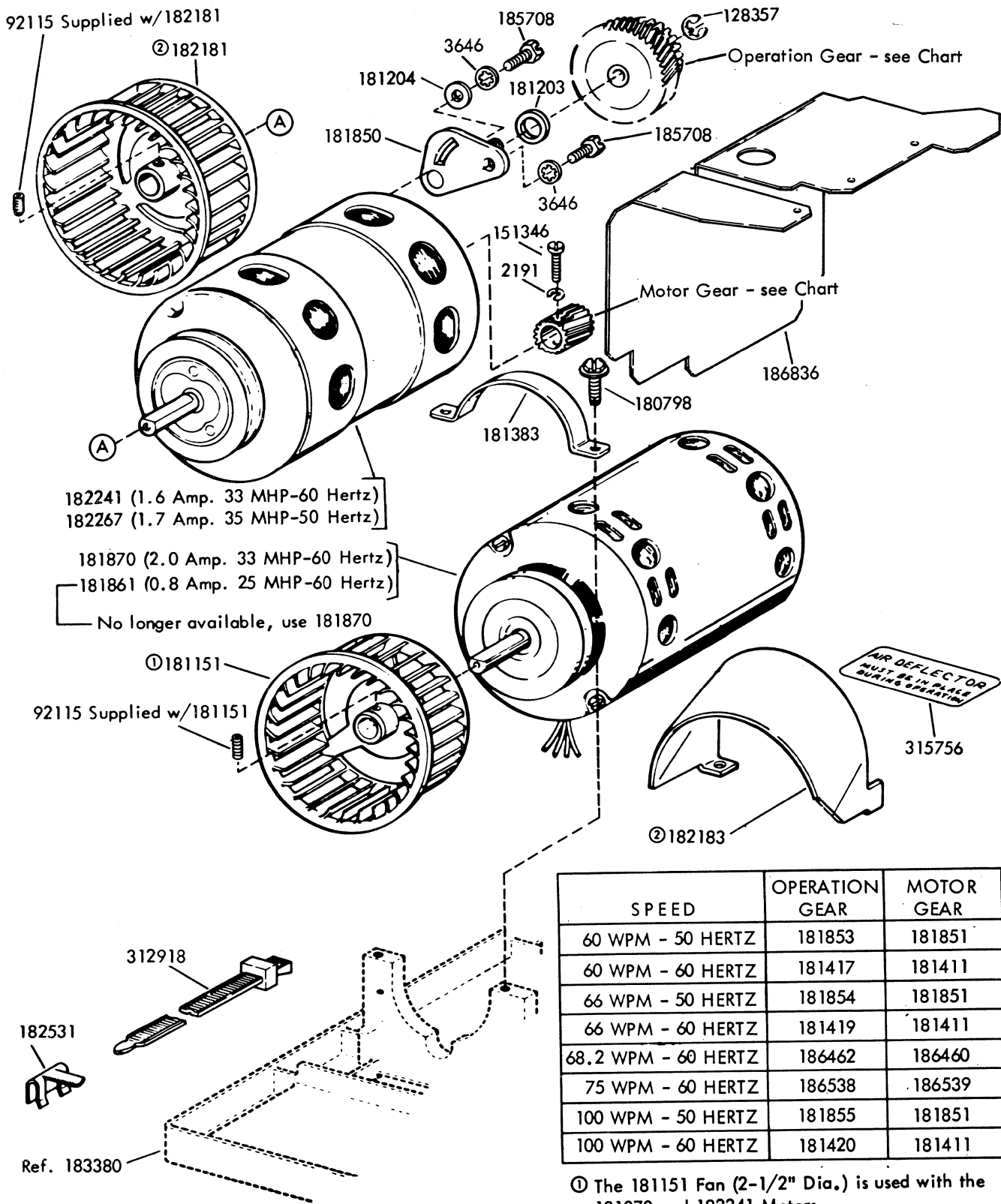


FIGURE 38. SUB BASES



SPEED	OPERATION GEAR	MOTOR GEAR
60 WPM - 50 HERTZ	181853	181851
60 WPM - 60 HERTZ	181417	181411
66 WPM - 50 HERTZ	181854	181851
66 WPM - 60 HERTZ	181419	181411
68.2 WPM - 60 HERTZ	186462	186460
75 WPM - 60 HERTZ	186538	186539
100 WPM - 50 HERTZ	181855	181851
100 WPM - 60 HERTZ	181420	181411

- ① The 181151 Fan (2-1/2" Dia.) is used with the 181870 and 182241 Motors.
- ② The 182181 Fan (3" Dia.), and the 182183 Air Deflector are used with the 182267 Motor.

FIGURE 39. MOTORS

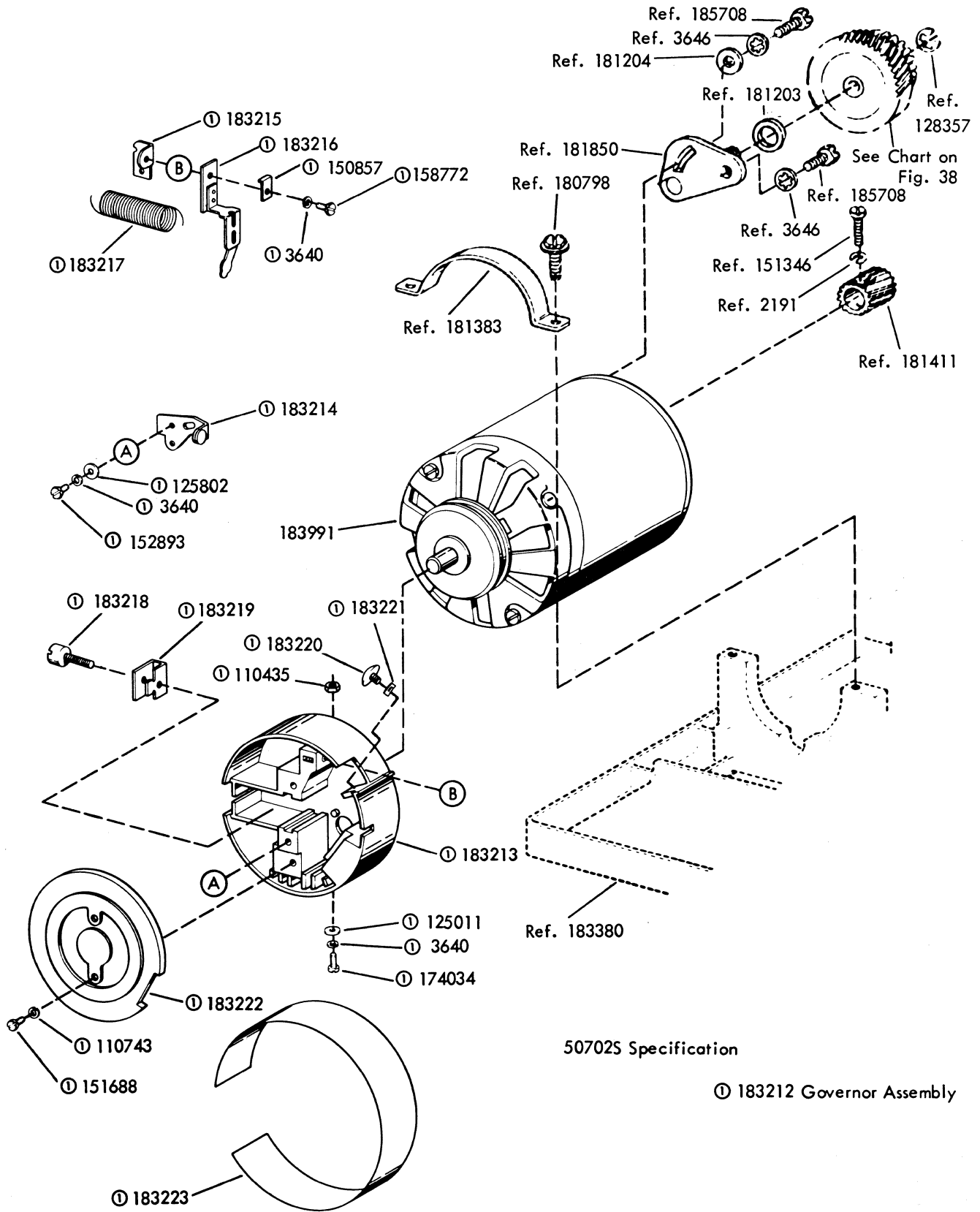


FIGURE 40. 333521 MOTOR ASSEMBLY

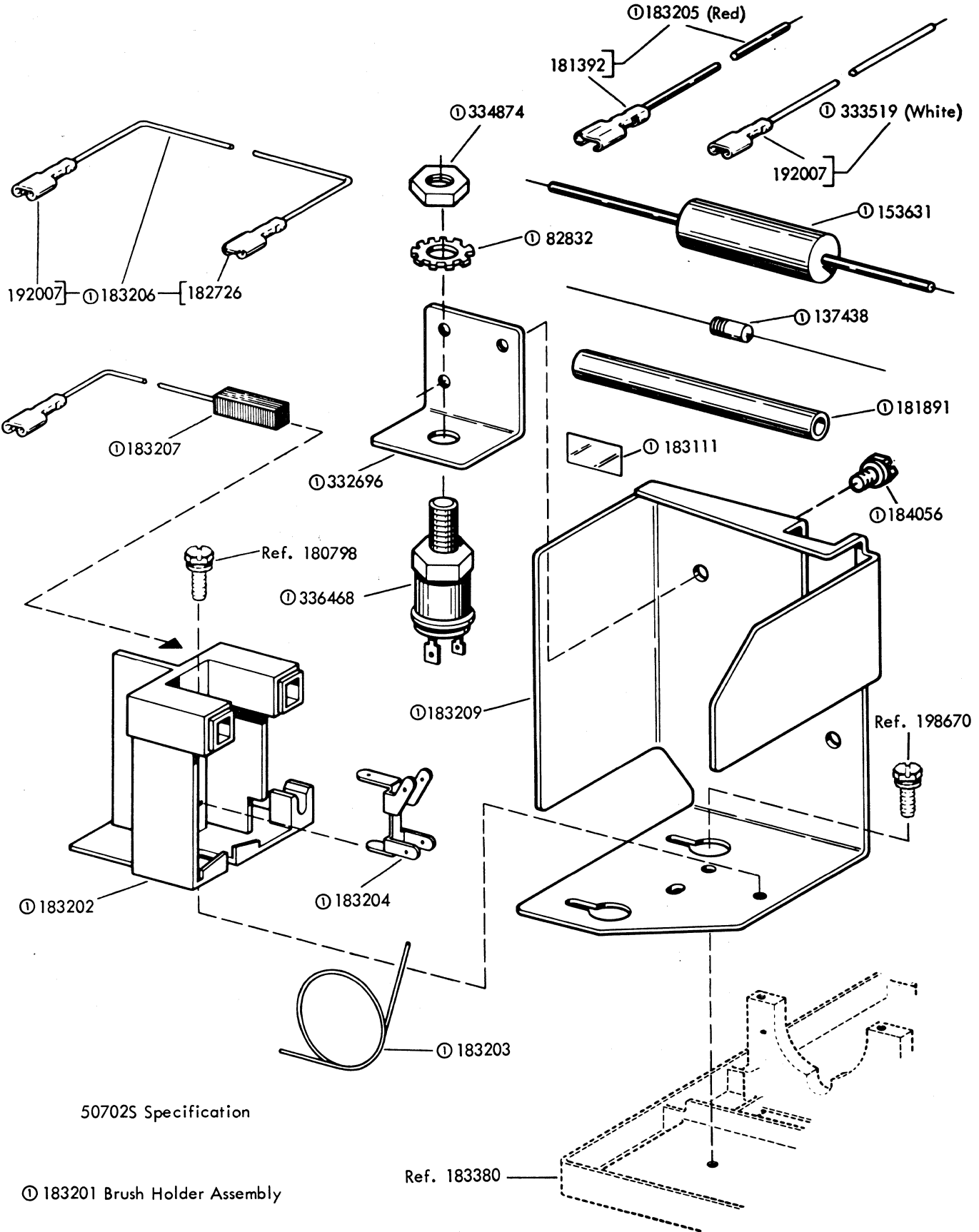


FIGURE 41. 333521 MOTOR ASSEMBLY (Continued)

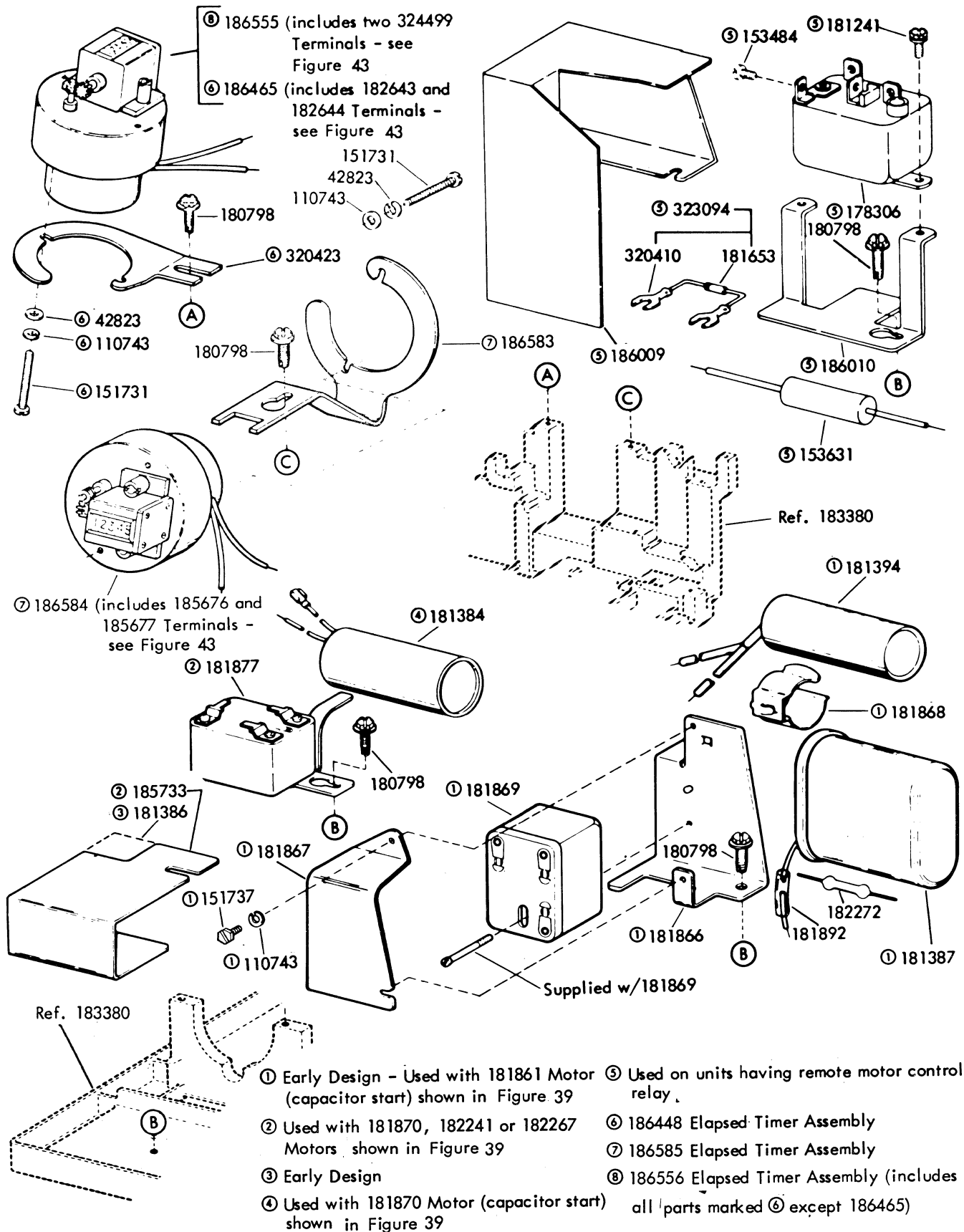
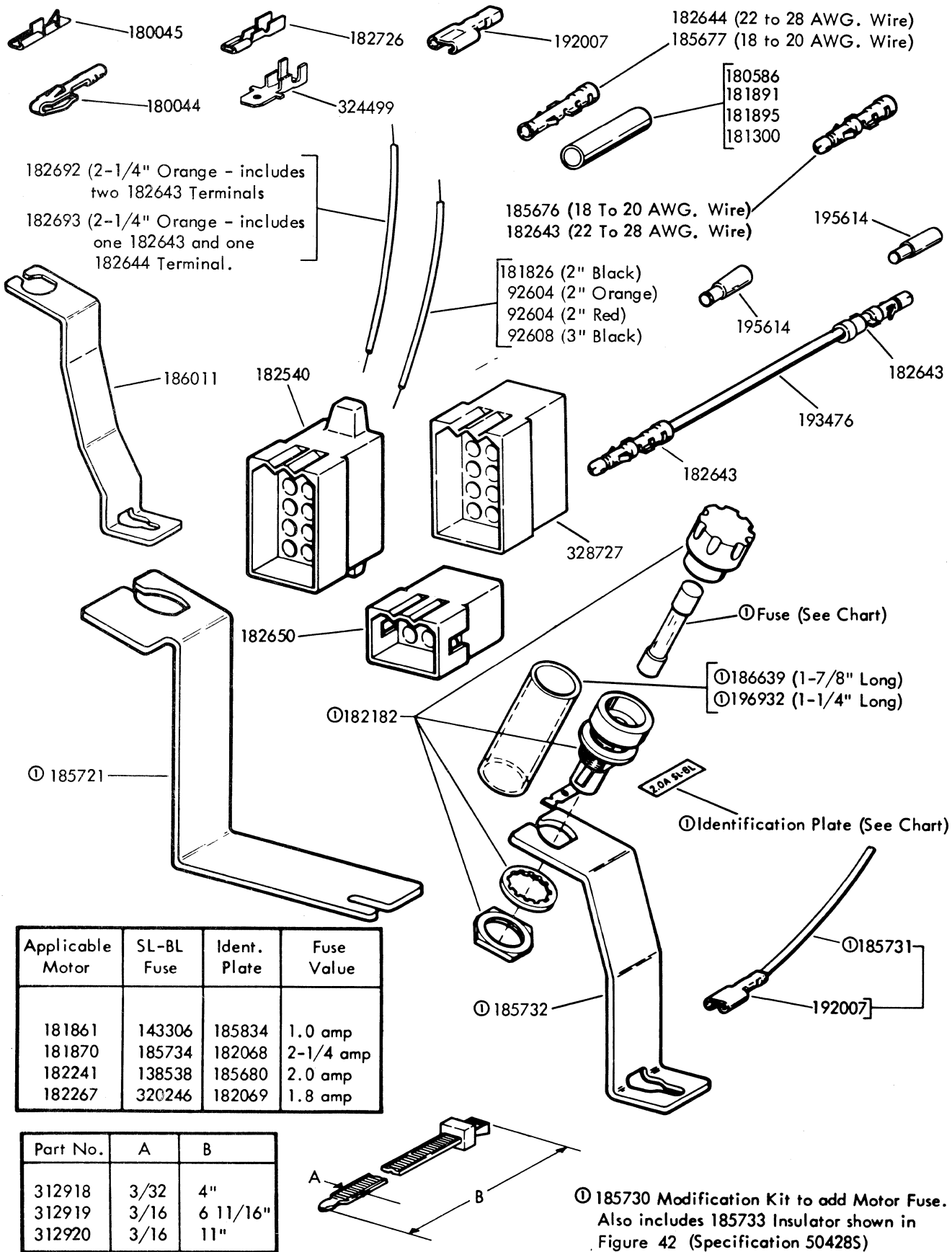


FIGURE 42. ELECTRICAL COMPONENTS



182692 (2-1/4" Orange - includes two 182643 Terminals)
 182693 (2-1/4" Orange - includes one 182643 and one 182644 Terminal.)

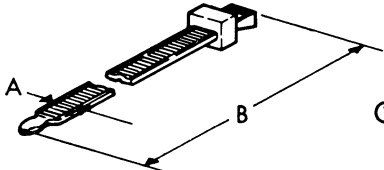
185676 (18 To 20 AWG. Wire)
 182643 (22 To 28 AWG. Wire)
 181826 (2" Black)
 92604 (2" Orange)
 92604 (2" Red)
 92608 (3" Black)

180586
 181891
 181895
 181300

①186639 (1-7/8" Long)
 ①196932 (1-1/4" Long)

Applicable Motor	SL-BL Fuse	Ident. Plate	Fuse Value
181861	143306	185834	1.0 amp
181870	185734	182068	2-1/4 amp
182241	138538	185680	2.0 amp
182267	320246	182069	1.8 amp

Part No.	A	B
312918	3/32	4"
312919	3/16	6 11/16"
312920	3/16	11"



①185730 Modification Kit to add Motor Fuse. Also includes 185733 Insulator shown in Figure 42 (Specification 504285)

FIGURE 43. CABLE COMPONENTS

NUMERICAL INDEX

Part Number	Description and Page Number	Part Number	Description and Page Number	Part Number	Description and Page Number
272M	Coil, Magnet 22	70388	Spring 10	93985	Lockwasher 2,3,5,16
276M	Coil, Magnet 21	71073	Washer, Flat 5,16,17,32	98718	Washer, Flat 19
279M	Coil, Magnet 21	71681	Spool, Ribbon 6	100759	Screw, 4-40 x 3/16 Flat 11
286M	Coil, Magnet 33	72468	Spring 23	101386	Spring 4,17,21,22,23,24,33
295M	Coil, Magnet 21	72509	Lockwasher 18	104752	Washer, Flat 21,22,33
300M	Coil, Magnet 21	72563	Washer, Felt 31	104807	Washer, Flat 7,21,31
1036	Nut, 6-40 Hex 2	74547	Collar 13	107116	Lockwasher 6
1156	Screw, 2-56 x 9/16 Fil 32	74700	Spring 3,23	110435	Nut, 4-40 Hex 2,26,37
1164	Screw, 2-56 x 3/16 Fil 5	74701	Spring 10,12	110743	Lockwasher 4,6,7,9,10,14,15,17,20,21,22,23,31,33,37,39
1171	Screw, 6-32 x 3/16 Fil 32,33	74716	Bushing, Insulating 17	111410	Washer, Flat 9,19
1178	Screw, 2-56 x 7/16 Fil 32	74722	Washer, Flat 4	111640	Screw, 2-56 x 7/32 Fil 3
1210	Screw, 2-56 x 5/8 Fil 5	76422	Spring 13	112127	Hinge 17
2034	Washer, Flat 6,10,20,23	76461	Washer, Flat 2,21,26	112128	Retainer 17
2167	Ball, Bearing 9	78103	Screw, 6-40 x 1-3/16 Hex 21	112620	Screw, 4-40 x 1/2 Hex 16
2191	Lockwasher 2,4,5,7,9 to 12 16,19,22,33,34,36,37	80273	Washer, Felt 12	112626	Nut, 10-32 Hex 6
2605	Spring 20	80758	Spring 3	112627	Nut, 2-56 Hex 32
2669	Lockwasher 6,35	80945	Spring 13	112630	Spring 3
3598	Nut, 6-40 Hex 2,4,6,7,8, 9,10,14,16,17,18,19,20, 21,22,26,33,34	81726	Terminal 17	112634	Spring 6
3599	Nut, 4-40 Hex 2,4,6,7,9, 10,15,20,26	81731	Spring 8,20	113384	Plate 17
3606	Nut, 6-40 Hex 2,8,19	82392	Shim, .004" Thk 14,33	114107	Spring 10
3608	Spring 6	82463	Spring 32	115594	Nut, Speed 35
3640	Lockwasher 17,37	82532	Screw, 6-40 Shoulder 26	119421	Washer, Flat 2,5
3646	Lockwasher 2,5,36,37	82538	Screw, 6-40 x 5/16 Hex 21,33	119648	Ring, Retaining 8,10,19,22,31,33
3864	Spring 21	82547	Insulator, .094" Thk 17	119649	Ring, Retaining 3,4,7,8,9,10,13,15,16,17,26,34
4703	Spring 10	82548	Insulator, .062" Thk 17	119650	Ring, Retaining 3
4708	Spring 31	82832	Lockwasher 38	119651	Ring, Retaining 2,3,4,6,7,8,10,11,12,14,23,31,33,34
5599	Nut, 8-32 Hex 21	83877	Spring 10,17	119652	Ring, Retaining 4,8,10,26,33,34
7001	Washer, Flat 19	84226	Spring 3,20	119653	Ring, Retaining 6,19,20
7002	Washer, Flat 2,3,4,5,6,7, 8,9,10,13,15,17,18,19, 20,22,31,33,34	84575	Spring 3,8,10,14	119654	Ring, Retaining 6,20
7655	Spring 23	86283	Spring 15	120595	Follower, Cam 17
8330	Washer, Flat 13,31	87398	Washer, Flat 4	121018	Nut, 4-40 Hex 9
31636	Spring 5,20	87402	Spring 21	121100	Spring 17
33765	Washer, Flat 3	90096	Washer, Insulating 19	121630	Washer, Flat 21
36273	Washer, Flat 12,23,31,32	90361	Washer, Felt 23	121923	Spring 26
36351	Spring 14	90432	Washer, Flat 10	124177	Lockwasher 2,3,4,7,8,9,10,14,15,16,17,18,19,20,21,26,31,33
41732	Plate, Clamp 21	90615	Spring 3,34	124681	Setscrew, 6-40 6,12,13,16,31
42661	Spring 10	90790	Washer, Flat 10,15,16,26	125011	Washer, Flat 15,17,31,37
42823	Washer, Flat 39	91120	Spring 3		
44048	Washer, Flat 3,16,20	92115	Setscrew, 8-32 36		
45027	Spring 8	92260	Lockwasher 11,12		
45104	Spring 31	92527	Lockwasher 21		
49054	Screw, 2-56 x 3/16 Flat 6	92604	Jumper, 2" Lg 40		
49420	Spring 15	92608	Jumper, 3" Lg 40		
		93117	Lockwasher 3,5,16		
		93118	Lockwasher 5,17,32		
		93356	Washer, Felt 31		
		93984	Lockwasher 19		

NUMERICAL INDEX (Continued)

Part Number	Description and Page Number	Part Number	Description and Page Number	Part Number	Description and Page Number
125015	Washer, Flat 14,16,17,18, 34	151722	Screw, 6-40 x 3/16 Hex 2,4,5	171235	Spring, Contact 32
125112	Screw, 2-56 x 1/8 Fil 17	151723	Screw, 10-32 x 3/8 Hex 35	171236	Spring, Contact 32
125181	Screw, 2-56 x 3/8 Fil 16	151731	Screw, 4-40 x 7/8 Fil 15, 39	171254	Insulator, .015" Thk 32
125206	Screw, 6-32 x 5/8 Fil 11	151737	Screw, 4-40 x 11/64 Hex 6, 39	171259	Spring 22
125252	Spring 15	151880	Nut, 4-40 Hex 9,14,21, 22,33	172591	Spring, Contact Arm 15
125802	Washer, Flat 15,37	152129	Spring 22	172993	Spring 31
125928	Washer, Flat 35	152425	Post, Spring 17	173807	Setscrew, 6-40 4
128357	Ring, Retaining 21,31,36,37	152426	Nut, 6-40 Self-Locking 17	174034	Screw, 4-40 x 13/16 Hex 17,37
137438	Resistor, 100 Ohm 38	152441	Washer, Flat 4,10	178306	Relay, Power 39
138033	Insulator, .031" Thk 5, 32	152890	Washer, Flat 21	179145	Bushing, Insulating 21
138034	Plate, Clamp 5,32	152891	Spring 33	180044	Terminal, Tab Type 22,40
138538	Fuse, SL-BL 2 Amp 40	152893	Screw, 4-40 x 1/4 Hex 7, 15,17,21,23,31,37	180045	Terminal, Tab Type 22,40
143306	Fuse, SL-BL 1 Amp 40	153267	Washer, Felt 6	180063	Spring, Compression 34
145887	Spring, Contact 17	153484	Screw, 6-32 Spl 39	180463	Post, Bail Pivot 10
145968	Nut, No.6 Speed 19	153537	Screw, 6-40 x 9/32 Hex 31	180464	Pulley, Carriage Return Spring 10
150026	Lever, Shoe Release 11,12	153631	Network, Spark Suppression 38,39	180465	Shaft, Carriage 6
150029	Wick, Felt 11,12,18,19	153799	Screw, 4-40 x 21/64 Hex 6,15	180466	Ring, Retaining 9
150040	Screw, 6-40 x 5/8 Fil 13, 18	153817	Screw, 4-40 x 3/8 Hex 4, 6,21,22,33	180467	Bearing, Ball 9
150043	Shoe, Secondary Clutch 11,12,18,19	153839	Screw, 6-40 x 5/8 Hex 11,12	180468	Bearing, Ball 9
150044	Shoe, Primary Clutch 11,12,18,19	155750	Sleeve, 3/32 ID x 1/2" Lg, insulating 21,22	180469	Link 8,9
150241	Spring 11,12,18,19	156169	Washer, Felt 21	180470	Roller 8
150830	Bushing, Shoulder 12	156509	Washer, Flat 10	180471	Block 9
150841	Bearing 12	156536	Screw, 4-40 x 1/8 Fil 9	180473	Shaft 9
150857	Clamp 37	156558	Washer, Felt 10	180474	Stud 9
150923	Washer, Felt 32	156572	Washer, Felt 9	180475	Bushing 9
150930	Washer, Felt 11,12,16	157899	Arm, NC Contact 15	180476	Screw, 6-40 Spl 8
150990	Washer, Felt 34	158186	Screw, 4-40 x 7/32 Fil 4	180477	Bracket 8
151152	Screw, 4-40 x 3/16 Hex 7, 9,10,21,22,31,33	158189	Washer, Felt 10	180478	Guide, Nylon 8
151346	Screw, 6-40 x 3/8 Fil 36,37	158772	Screw, 4-40 x 5/8 Hex 21,37	180479	Bracket 8,26
151397	Spring 17	160455	Spring 22	180480	Arm w/Stud 9
151413	Washer, Flat 10	160626	Insulator .031" Thk 32	180482	Arm w/Shaft 7
151603	Spacer 17	160627	Bushing, Insulating 32	180483	Arm, Stop 8
151610	Washer, Flat 19,31	161100	Spring, Contact 17	180484	Arm, Stop 8
151618	Screw, 6-40 x 7/16 Fil 11,12	161346	Washer, Felt 10	180485	Arm w/Spring 9
151629	Nut, 6-40 Lug 6,13,31	161347	Washer, Felt 16	180486	Link 8
151630	Screw, 6-40 x 1/4 Hex 9,10, 17,20,26	162573	Retainer 12	180487	Stud 9
151631	Screw, 6-40 x 5/16 Hex 3, 16	162881	Plate 17	180488	Shaft 7
151640	Lever, Shoe Release 19	162886	Screw, 4-40 x 7/32 Hex 31	180489	Lever w/Pin 6
151688	Screw, 4-40 x 5/8 Fil 37	164958	Screw, 4-40 x 1/2 Hex 19	180491	Shaft 9
151693	Screw, 6-40 x 9/16 Fil 7,31	171227	Spring, Contact 32	180492	Arm 8
				180493	Lever, Trip 8
				180495	Link, Ribbon 7
				180496	Arm, Stop 8
				180497	Spring, Print Hammer 7
				180498	Bracket 6
				180500	Frame 6,7,8,9

NUMERICAL INDEX (Continued)

Part Number	Description and Page Number	Part Number	Description and Page Number	Part Number	Description and Page Number
180501	Arm w/Stud 7,8	180574	Stud, Eccentric 9	180715	Coil, Magnet 17
180502	Head, Print Hammer 7	180575	Bearing, Ball 9,16	180717	Spring 17
180503	Shaft w/Spacer 7,9.	180576	Bearing, Ball 9	180718	Spring 18
180505	Plate, Left Guide 7	180578	Bracket w/Post 10	180719	Spring 17
180506	Plate, Right Guide 7	180579	Bracket w/Hub 9	180721	Wick, Felt 17
180508	Stud, Eccentric 8	180580	Lever w/Stud 8,9	180727	Washer, Flat 17
180509	Slide, No. 3 Pulse 8	180581	Roller, Typewheel 7	180728	Spring 17
180510	Slide, Common 8	180584	Lever 9	180740	Bail 15
180511	Slide, No. 1 & No. 2 Pulse 8	180585	Spring 8	180741	Shaft, Function 16,21
180512	Slide w/Plates 8	180586	Sleeve, 5/32 ID x 21/32 Lg Insulating 8,40	180742	Roller 16
180513	Slide, No. 5 Pulse 8	180591	Spring 7	180743	Bearing, Right 16
180514	Slide, No. 4 Pulse 8	180595	Setscrew, 4-40 8	180744	Collar 6,16
180517	Lever, Latch 8	180598	Typewheel, MA 27	180745	Arm w/Stud 16
180518	Plate 7	180606	Bail 9	180746	Arm w/Bushing 11,12,16
180519	Rack 7	180607	Arm, Adjusting 9	180748	Arm w/Stud 16
180520	Arm 8	180608	Bracket, Left 2,5	180749	Arm w/Stud 16
180521	Slide, Print Suppression 8	180610	Shield 7	180750	Arm w/Stud 16
180522	Bushing 8	180641	Camsleeve 18	180751	Arm w/Stud 16
180526	Bail w/Stud 9	180642	Pushbar 17	180752	Lever, Function 16
180528	Lever w/Hub 9	180643	Lever, Blocking 17	180754	Hub 16
180534	Plate, Guide 7	180644	Lever, Blocking 17	180755	Hub 16
180537	Link 8	180645	Lever, Selector 17	180761	Ring, Retaining 16
180538	Shaft 8	180646	Lever, Shoe Release 18	180763	Link 23
180539	Bail w/Stud 8	180646	Lever, Shoe Release 18	180767	Ring, Retaining 13,15,23
180540	Bail, Print Hammer 7,8	180648	Arm, Follower 13	180768	Ring, Retaining 11,12
180541	Plate w/Posts 6,7	180649	Spring 17	180769	Link, Left 23
180543	Base, Ribbon Unit 6	180654	Knob, Range 18	180770	Link, Right 23
180545	Bracket 10	180655	Plate, Side 17	180771	Arm 15
180546	Post 10	180657	Bracket, Guide 17	180772	Shaft 15
180547	Stud, Eccentric 6	180658	Shaft, Guide 17	180773	Plate 15
180548	Plate 7	180661	Bracket 18	180774	Arm, Eccentric Follower 11,12
180549	Bracket 7	180663	Scale, Range 17	180776	Bracket 34
180552	Post 7	180667	Plate w/Bushing 18	180777	Arm, Drive 16
180553	Spring 9	180668	Follower, Cam 18	180778	Plate 15
180554	Bushing 7	180669	Locklever, Spacing 17	180779	Bracket 15
180555	Spring 7	180671	Lever, Start 17	180780	Blade 23
180556	Plate, Gauge 9	180672	Bail 17	180781	Hub 15,23
180557	Lever w/Stud 8	180673	Plate, Front 17,18	180782	Shaft, Pivot 23
180558	Collar 8	180676	Nut, No. 6 Speed 17,19	180783	Casting, Function Box 15
180559	Shaft 8	180677	Arm, Trip 18	180788	Plate, Rear Rail 15,26
180562	Link, Left Ribbon 7	180678	Plate, Spring 17	180789	Roller 15
180563	Stud, Eccentric 7	180682	Upstop 10	180791	Arm w/Stud 15
180564	Bracket, Lock 7	180684	Latchlever 18	180792	Pawl, Function 15
180566	Hub w/Pinion 9	180685	Nut, 6-40 Spl 18	180793	Lever 24
180568	Bracket, Guide 7	180688	Core, Magnet 17	180794	Lever, Line Feed 23
180569	Spring, Compression 7	180691	Plate 17	180795	Bracket, Spring 23
180571	Plate 9	180692	Spring, Flat 17	180796	Clamp 15
		180704	Armature 17	180797	Clamp 10,16,23
		180710	Plate w/Post 17		

NUMERICAL INDEX (Continued)

Part Number	Description and Page Number	Part Number	Description and Page Number	Part Number	Description and Page Number
180798	Screw, 8-32 Self-Tapping 2,5,6,10,11,12,13,14,15, 16,19,20,23,33,34,36 to 39	180930	Bearing 34	181002	Bearing 11,12
180801	Lever w/Bracket 25	180932	Codebar, No.8-1 14	181003	Latchlever, 13
180806	Camsleeve 11	180933	Codebar, No.8-2 14	181004	Hub 13
180807	Camsleeve 11,12	180934	Codebar, No.8-3 14	181005	Link, Carriage 10,11
180808	Spacer, .050" Thk 11	180935	Codebar, No.8-4 14	181006	Bushing 13
180809	Arm 16	180936	Codebar, No.8-5 14	181007	Shaft, Main 11,18
180813	Pawl, Function 15	180937	Codebar, No.8-6 14	181008	Collar 11,12
180818	Lever, Function 24	180938	Codebar, No.7 14	181010	Lever w/Stud 13
180820	Lever, Control 20,34	180939	Codebar, No.8 14	181011	Lever w/Nut 13
180821	Lever w/Stud 20	180947	Codebar, Spring Suppression 14	181012	Spacer 13
180823	Block, Contact 22	180948	Codebar, Auto CR & EOL Bell 14	181013	Spacer, .453" Thk 13
180824	Contact, Common 22	180949	Bracket, Rear Tie 14	181014	Grommet, Rubber 13
180826	Lever, Detent 22	180950	Bracket, Front Tie 14,33	181015	Gear, 35T 11,12
180827	Drum, Answer Back 22	180956	Spring 4,14,31	181017	Plate 13
180828	Pawl, Feed 20	180957	Bracket, Spring 14	181018	Shaft 13
180829	Screw, 4-40 Shoulder 20	180958	Nut, 6-40 Lug 17	181019	Lever, Trip 13
180830	Bracket 34	180959	Bracket 17	181020	Lever 13
180831	Lever 34	180964	Roller 19	181021	Spacer, .406" Thk 13
180832	Link, Tie 34	180967	Shaft, Distributor 19	181022	Bracket, Left 11,12,13
180833	Bracket, Adjusting 34	180968	Buffer 20	181023	Bracket, Right 13
180834	Tripbail 34	180969	Bearing 19	181028	Camsleeve 11
180835	Pawl, AB Blocking 15	180970	Bearing 19	181030	Bracket w/Stud 2
180836	Lever, Blocking Function 24	180971	Shaft, Trip 20,22	181034	Platen 2
180837	Link, Blocking 20	180972	Clamp, Buffer 20	181037	Bracket, Right 2
180838	Lever, Function 24	180973	Disc, Spacer 19	181038	Bracket, Left 2,5,9
180842	Spacer, .050" Thk 22	180975	Bracket w/Stud 34	181039	Knob, Platen 2
180843	Lever, Trip 20,22	180978	Lever w/Stud 34	181040	Pawl, Detent 2,4
180844	Armature 21,22,33	180979	Brush, Carbon 19	181041	Retainer 2,4
180847	Bracket, Spring 21,22,33	180980	Holder, Brush 19	181042	Tip, Rubber 2,3,26
180850	Bracket, Magnet 19,21,22	180981	Arm, Stop 20	181044	Roller, Pressure 3
180854	Brace 22	180982	Tripbail 20	181045	Post, Support 2,5,21
180855	Latch, Blocking 22	180983	Latchlever 20	181048	Bracket, Stop 2
180858	Contact, Wire 22	180985	Lever, Follower 20	181049	Arm, Right 3
180860	Spring 16,20,31	180987	Disc 19,22	181050	Arm, Left 3
180861	Spring 20	180988	Bracket, Spring 20	181051	Bracket, Left 3
180862	Spring 22	180989	Screw, No.6 Spl 19,22	181052	Plate 2,26
180863	Spring 15,20	180990	Link Keyboard 34	181053	Bail, Paper Straightener 3
180864	Spring, Extension 20	180991	Cam, Blocking 19	181054	Shaft, Pressure 3
180865	Coil, Adjusting 34	180992	Spring, Torsion 19	181055	Bar 2,3
180874	Strap, 4-1/2" Braided 34	180994	Spacer, .015" Thk 19	181056	Guideplate, Pressure Roller 3
180922	Spring 14	180995	Spacer, .114" Thk 19,21, 22	181057	Bracket, Right 3
180923	Bracket w/Studs 14	180997	Disc w/Plate 19	181058	Guideplate, Paper 3
180925	Clamp 14	180998	Clamp 16,19	181062	Eccentric, Toggle Link 10
180926	Ring, Retaining 14	180999	Bearing, Left 16	181065	Pawl, Check 10
180927	Ring, Retaining 13	181000	Drum, Clutch 11,12,18	181066	Shaft, Spacing Drum 6
180928	Bail 34	181001	Bearing 11,12	181067	Pawl, Feed 10
				181068	Lever w/Post 10

NUMERICAL INDEX (Continued)

Part Number	Description and Page Number	Part Number	Description and Page Number	Part Number	Description and Page Number
181069	Drum, Spacing 6	181176	Link, Adjusting 3	181312	Latch, Carriage Return 6
181070	Lever, Suppression 10	181178	Bracket 34	181314	Link w/Post 10
181071	Link 10,34	181179	Lever, Blocking 23	181315	Bail w/Post 34
181072	Bracket w/Post 6	181191	Spring, Compression 9	181316	Shaft 10
181074	Pulley 6	181193	Cylinder 2,5	181317	Hub, Carriage Return Lever 10
181075	Belt, 127T 6	181194	Washer, Flat 9	181318	Lever, Actuating 24
181076	Roller 10	181195	Washer, Cup 9	181319	Lever, Carriage Return 10
181077	Ratchet, Spacing 6	181196	Ring, Retaining 9	181320	Lever, Unlatch 10
181078	Stud 10	181197	Plate, Adjusting 2,5	181322	Pawl, Function 15
181079	Washer, Flat 6	181198	Bumper 9	181323	Spring 8
181081	Arm w/Hub and Post 34	181199	Piston 9	181324	Pawl, Function 15
181082	Eccentric, Toggle Link 10	181203	Washer, Flat 36,37	181325	Pawl, Function 15
181083	Lever 24	181204	Washer, Flat 2,5,36,37	181326	Arm 6
181084	Bracket 6	181221	Pawl, Blocking Function 15	181327	Latch 6
181085	Shaft 34	181230	Plate 10	181328	Lever 10
181086	Lever w/Hub 10	181231	Screw, 8-32 Self-Tapping 16,21	181383	Clamp, Motor 36,37
181088	Post 10	181237	Screw, 1/4-14 Self-Tapping 35	181384	Capacitor, 88-108 MFD 39
181089	Arm w/Hub 10	181240	Screw w/Lockwasher, 6-40 x 3/16 Hex 2,17,23,31	181386	Insulator 39
181091	Link w/Post, Toggle 10	181241	Screw w/Lockwasher, 6-40 X 1/4 Hex 2,8,10,12,13,15, 20,23,26,31,32,39	181387	Capacitor, 5 MFD 39
181092	Bracket, Belt 6	181242	Screw w/Lockwasher, 6-40 x 5/16 Hex 2,3,4,5,7, 17,19,20,21,31	181392	Terminal, Tab Type 34,38
181093	Bracket, Extension 6	181243	Screw w/Lockwasher, 6-40 x 3/8 Hex 6,8,21,22,31,34	181394	Capacitor, 47-56 MFD 39
181094	Bracket w/Post 10	181244	Screw w/Lockwasher, 6-40 x 7/16 Hex 11,12	181405	Plate 13
181103	Cover, Base 35	181245	Screw w/Lockwasher, 6-40 x 1/2 Hex 2,21,34	181406	Roller 13
181104	Clip, Cable 5,21	181246	Screw w/Lockwasher, 6-40 x 5/8 Hex 13	181407	Spring 19
181109	Mount, Vibration 35	181249	Screw w/Lockwasher, 6-40 x 1 Hex 21	181409	Belt, 47T 19
181111	Pawl, Feed 6	181250	Screw, No.2 Self-Tapping 15	181411	Pinion, 18T 36,37
181113	Spring, Compression 6	181278	Clamp 10,15	181413	Drum, Clutch 19
181114	Lever 6	181279	Bracket 21	181414	Pulley, 34T 19
181115	Stud 6	181284	Spring 11,12,18,19	181417	Pulley w/68T Gear, 13T 36
181117	Pawl, Retaining 6	181286	Bushing 15	181419	Pulley w/62T Gear, 13T 36
181118	Spring 6	181300	Sleeve, 3/16 ID x 1" Lg Insulating 40	181420	Pulley w/54T Gear, 17T 36
181119	Spring 6	181304	Latch 26	181424	Nut, 6-40 Sq 6,11,12
181120	Spring, Compression 4,6	181305	Spring 26	181425	Plate 11
181121	Pin 6	181307	Lever w/Post 26	181426	Plate, Spacer 11
181122	Disc 6			181427	Plate, Nut 11
181123	Nut, 4-40 Spl 6			181440	Bracket, Switch 16
181125	Ratchet, Left Ribbon 6			181449	Plate, Contact 15
181126	Ratchet, Right Ribbon 6			181450	Block, Contact 15
181129	Ribbon w/Spool 6			181461	Gong 15
181138	Pad 35			181464	Clapper 15
181151	Fan 36			181500	Link, Drive 3
181164	Shaft w/Link 3			181501	Upstop, Line Feed Link 3
181165	Pawl, Feed 3			181503	Bracket, Guide 23
181166	Bracket, Line Feed 3			181521	Spring, Platen 3
181168	Bellcrank w/Studs 3			181522	Guide, Paper 3
181172	Lever, Function 24			181523	Spring 2,4
181173	Stud, Feed Pawl Stop 2			181524	Nut, 2-56 Shoulder 3
181174	Guide 16			181525	Guide, Paper 3
181175	Plate, Stripper 3				

NUMERICAL INDEX (Continued)

Part Number	Description and Page Number	Part Number	Description and Page Number	Part Number	Description and Page Number
181570	Lever 24	182137	Contact Assembly 21	182644	Terminal, Receptacle Type 39,40
181571	Lever 24	182155	Plate, Right 7	182650	Connector, 4 Pt Plug Type 40
181572	Lever 24	182156	Plate, Left 7	182677	Cable w/Terminals 22
181573	Lever 24	182157	Bushing, Shoulder 7	182692	Jumper, 2-1/4" Orange 40
181574	Lever 24	182181	Fan 36	182693	Jumper, 1-1/4" Orange 40
181575	Lever 23	182182	Holder, Fuse 40	182726	Terminal, Receptacle Type 38,40
181576	Lever 24	182183	Deflector, Air 36	182894	Link 21
181580	Lever 24	182194	Gear, 40T 19	182895	Plate w/Bushing 21
181581	Lever 24	182195	Drum w/Bearing, Clutch 19	182898	Arm 21
181582	Lever 24	182232	Roller 19	182900	Link w/Post 21
181583	Lever 24	182237	Pawl, Function 15	182902	Spacer, .469" Thk 21
181585	Lever 24	182239	Lever, Latch 20	182955	Link, Support 21
181653	Diode 39	182241	Motor, 60 Cycle Synchronous 36,39,40	182957	Plate 21
181826	Jumper, 2" Black 40	182244	Lever, Cam Follower 20	182958	Spacer 21
181850	Plate w/Stud 36,37	182250	Foot, Rubber 35	182960	Plate 21
181851	Gear, 17T 36	182262	Arm, Stop 20	182961	Sleeve 21
181853	Pulley w/66T Gear, 16T 36	182263	Bracket 20	182964	Arm Assembly, Drive 1,21
181854	Pulley w/60T Gear, 16T 36	182264	Stud 20	183052	Bracket, Contact 21
181855	Pulley w/40T Gear, 16T 36	182267	Motor, 50 Cycle Synchronous 36,39,40	183053	Stiffener, Front 21
181861	Motor, 115V AC Synchronous 36,39,40	182268	Lever, Cam Follower 20	183054	Stiffener, Rear 21
181866	Bracket 39	182269	Modification Kit 20	183055	Spring, Contact 21
181867	Insulator 39	182272	Resistor, 10 Ohm 39	183056	Spring, Contact 21
181868	Clip, Speed 39	182276	Lever, Answer-Back Trip 20,22	183057	Insulator, .031" Thk 21
181869	Relay, Motor Start 39	182277	Spring 20	183058	Insulator, .062" Thk 21
181870	Motor, 115V AC Synchronous 36,39,40	182280	Typewheel, MB 27	183060	Terminal, Lug 21
181877	Relay w/Bracket 39	182286	Insulator, .032" Thk 22,34	183062	Cover, Contact 21
181891	Sleeve, 3/16 ID x 2-1" Lg Insulating 38,40	182290	Modification Kit 15,25	183098	Lever, Trip 21
181892	Sleeve, 9/64 ID x 1" Lg Insulating 39	182291	Modification Kit 15,24	183110	Shim, .004" Thk 21,33
181895	Sleeve, 9/64 ID x 3/8" Lg Insulating 40	182293	Typewheel, MC 27	183111	Label 38
181951	Insert, Nylon 35	182299	Codebar, No.8-1 14	183126	Clip 35
181954	Typewheel, NJ 6	182310	Codebar, No.8-2 14	183130	Insulator 21
181955	Washer, Pulley 6	182311	Cpdebar, No.8-3 14	183201	Holder Assembly, Brush 38
181956	Drum, Spacing 6	182312	Codebar, No.8-4 14	183202	Holder, Brush 38
181957	Belt, 151T 6	182313	Codebar, No.8-5 14	183203	Spring 38
181983	Screw, 6-40 x 5/8 Spl 15	182314	Codebar, No.8-6 14	183204	Terminal 38
182015	Lever Assembly Clutch Trip 1,13	182315	Codebar, No.7 14	183205	Jumper 38
182035	Pawl Assembly 15	182316	Codebar, No.8 14	183206	Jumper 38
182037	Switch Assembly, Contact 15	182317	Codebar, No.8 14	183207	Brush w/Terminal 38
182047	Clutch Assembly 11,12	182318	Codebar R 14	183209	Bracket 38
182056	Modification Kit 6	182330	Codebar, No.8-A 14	183212	Governor Assembly 37
182068	Plate, Identification 40	182461	Bracket, Upstop 10	183213	Housing 37
182069	Plate, Identification 40	182531	Clip, Speed 35,36	183214	Bracket 37
		182540	Connector, 15 Pt Plug Type 22,40	183215	Bracket 37
		182643	Terminal, Plug Type 22, 39,40	183216	Arm, Contact 37
				183217	Spring 37
				183218	Screw, Spl 37

NUMERICAL INDEX (Continued)

Part Number	Description and Page Number	Part Number	Description and Page Number	Part Number	Description and Page Number
183219	Bracket 37	183380	Casting, Frame 2,5,6,8, 10 to 17,19,20,22,23 32,34,36 to 39	183438	Stud 4
183220	Bumper 37			183442	Lever w/Hub 4
183221	Nut, Speed 19,37			183443	Bracket 5
183222	Disc 37	183381	Washer, Flat 12	183444	Contact Assembly 32
183223	Target 37	183382	Shaft, Main 12	183445	Contact Assembly 5
183301	Guideplate, Paper 4	183383	Pulley, 15T 12	183448	Pointer 31
183303	Knob, Disengaging 4	183384	Disc 31	183449	Plate, Index 31
183304	Knob, Sprocket 4	183385	Arm, Stop 31	183450	Screw, 4-40 x 7/32 Flat 12
183308	Plate, Right 4,5	183387	Pawl, Function 15	183454	Retainer, Spring 4
183309	Plate, Left 4,5	183388	Pawl, Function 15	183457	Plate 31
183310	Platen 4	183389	Arm 12	183458	Plate, Stop 31
183313	Bar 4	183390	Arm w/Stud 16	183464	Post, Spring 31
183314	Guide, Right Paper 4	183391	Gear, 16T 31	183465	Spacer 31
183315	Guide, Left Paper 4	183392	Gear, 20T 31	183466	Bracket 31
183316	Bracket 4	183393	Gear, 40T 31	183467	Insulator 31
183317	Bracket, Right 4	183394	Gear, 20T 31	183468	Lever, Strip 23
183318	Bracket, Left 4	183395	Gear, 24T 31	183469	Plate 23
183319	Detent, 21T 4	183396	Gear, 20T 31	183474	Modification Kit 6,7
183320	Pulley, 21T 4	183397	Gear, 24T 31	183483	Post 32
183321	Sprocket, Feed 4	183398	Gear, 44T 31	183484	Cover, Contact 32
183322	Pulley, 21T 4	183399	Gear, 45T 31	183492	Clutch Assembly 12
183323	Bracket, Right 5	183400	Gear, 70T 31	183495	Codebar 14
183326	Guide, Bracket 6,7	183401	Gear, 40T 31	183496	Codebar 14
183330	Guide 6	183402	Gear, 51T 31	183497	Codebar 14
183335	Guide, Left 4	183403	Gear, 50T 31	183498	Codebar 14,26
183336	Guide, Right 4	183404	Gear, 36T 31	183499	Lever, Blocking 23
183338	Knob w/Pin 4	183405	Bail 31	183503	Housing, Bearing 9
183339	Plunger Assembly 4	183406	Bracket, Stop 31	183504	Retainer, Bearing 9
183341	Wheel, Idler 4	183407	Arm 31	183510	Cable Assembly 22
183346	Ring, Retaining 4	183408	Arm 12	183545	Arm, Reverse 6
183349	Washer, Felt 4	183409	Arm, Latch 31	183552	Lever 24
183351	Stud, Idler 4	183411	Plate, Cam 31	183558	Post 14,33
183352	Guide, Paper 4	183415	Roller 19	183560	Lever 33
183356	Washer, Supporting 4	183418	Shaft, Distributor 19	183561	Bracket, Magnet 33
183357	Spring, Compression 4	183422	Roller 31	183562	Bracket 34
183358	Plate 5	183423	Bracket, Spring 31	183563	Bracket 33
183360	Arm 16	183425	Clamp 15,16,19	183564	Bracket w/Stud 33
183361	Disc 12	183426	Clamp 15	183565	Bar w/Link 33
183364	Pulley w/20T Gear, 30T 31	184428	Bail 31	183567	Bar 14
183367	Pulley w/28T Gear, 21T 31	183429	Shaft 31	183588	Typewheel, MD 27
183369	Pulley w/35T Gear, 21T 31	183430	Arm 31	183599	Typewheel, ME 27
183371	Bearing, Sleeve 12	183431	Bail, Clutch Latch 31	183851	Retainer, Left 23
183372	Lever, Shoe Release 12	183432	Bail, Reset 31	183852	Pin 33
183373	Disc, 6 Stop 12	183433	Bracket, Side 31	183853	Retainer, Right 23
183374	Disc, 6 Stop 12	183434	Bracket, Contact Switch 32	183861	Plate, Stop 5
183376	Collar 12			183862	Terminal 5,32
183377	Collar 31	183435	Bail, Contact Switch 31	183863	Spring, Contact 5,32
183378	Belt, 41T 31	183436	Bracket 31	183864	Spring, Contact 5,32
183379	Belt, 50T 31	183437	Bracket 31,32		

NUMERICAL INDEX (Continued)

Part Number	Description and Page Number	Part Number	Description and Page Number	Part Number	Description and Page Number
183865	Bushing, Insulating 5,32	184694	Typewheel, MT 2/	184996	Typewheel, RF 30
183876	Screw, 6-32 Set 4	184695	Typewheel, MR 27	184998	Typewheel, RH 30
183877		184696	Typewheel, MV 27	184999	Typewheel, RJ 30
thru		184697	Typewheel, MW 27	185000	Typewheel, RL 30
183883	Modification Kit 31	184698	Typewheel, MY 27	185484	Typewheel, SB 30
183884	Spring 31	184950	Typewheel, MS 27	185676	Terminal, Plug Type 21, 22,39,40
183887	Bail, L.F. 31	184951	Typewheel, MZ 27	185677	Terminal, Receptacle Type 39,40
183922	Typewheel 27	184952	Typewheel, NA 28	185680	Plate, Identification 40
183991	Motor, 1/2 HP Series 37	184953	Typewheel, NB 28	185700	Base 35
183993	Camsleeve 11,12	184954	Typewheel, HC 28	185708	Screw, 8-32 x 3/8 Hex 2,36, 37
183994	Link 9,10,11,12	184955	Typewheel, ND 28	185721	Bracket, Fuse 40
183995	Lever 9	184956	Typewheel, NE 28	185730	Modification Kit 40
183996	Link, Toggle 10	184957	Typewheel, NF 28	185731	Jumper, 3-3/4" Black 32
183998	Clutch Assembly 11,12	184958	Typewheel, NG 28	185732	Bracket, Fuse 40
183999	Spacer, .050" Thk 11,12	184959	Typewheel, NH 28	185733	Insulator 39,40
184006	Screw, 8-32 Self-Tapping 8,13,15,22	184960	Typewheel, NK 28	185734	Fuse, SL-BL 2-1/4 Amp 40
184055	Screw w/Lockwasher, 6-24 x 3/16 Hex 34	184961	Typewheel, NL 28	185736	Bracket, Spring 10
184056	Screw w/Lockwasher, 6-40 x 1/4 Hex 15,38	184962	Typewheel, NM 28	185755	Spring 33
184067	Screw w/Lockwasher, 4-40 x 5/16 Hex 6	184963	Typewheel, NP 28	185775	Extension, Armature 21 22,33
184085	Screw, 8-32 Thumb 35	184964	Typewheel, NR 28	185788	Arm 2,26
184088	Spring 31	184965	Typewheel, NS 28	185789	Stud 2,26
184089	Shield 32	184966	Typewheel, NT 28	185790	Plate, Detent 2,26
184090	Shield 32	184967	Typewheel, NU 28	185791	Modification Kit 1,26
184096	Bracket 10	184968	Typewheel, NV 28	185796	Bracket 2
184149	Drum, Answer-Back 22	184969	Typewheel, NW 28	185799	Shaft 6
184157	Modification Kit 23	184970	Typewheel, NX 28	185815	Screw, 6-40 x 5/16 Spl 2
184160	Solenoid 33	184971	Typewheel, NY 28	185834	Plate, Identification 40
184201	Lever 20	184972	Typewheel, NZ 28	185871	Screw w/Lockwasher, 8-32 x 3/8 Hex 34,35
184251	Lever w/Bracket 25	184973	Typewheel, PA 28	185877	Platen 2,26
184253	Lever 25	184974	Typewheel, PB 29	185945	Insulator 5
184254	Lever 25	184975	Typewheel, PC 29	185968	Latch 26
184255	Lever 25	184976	Typewheel, PD 29	185969	Hub 26
184256	Lever 25	184977	Typewheel, PE 29	185970	Lever w/Post 26
184257	Lever 25	184978	Typewheel, PF 29	185971	Modification Kit 1,26
184258	Lever 25	184979	Typewheel, PG 29	185975	Guidepost 6
184259	Lever 25	184980	Typewheel, PH 29	185980	Retainer 33
184280	Knob Assembly 4	184981	Typewheel, PJ 29	185984	Lever 24
184685	Typewheel, MG 27	184982	Typewheel, PL 29	185985	Lever 24
184686	Typewheel, MH 27	184983	Typewheel, PM 29	185986	Post 8,26
184688	Typewheel, MJ 27	184984	Typewheel, PN 29	185987	Roller 8,26
184689	Typewheel, MK 27	184985	Typewheel, PR 29	185989	Collar 4
184690	Typewheel, ML 27	184986	Typewheel, PT 29	185990	Platen 4
184691	Typewheel, MN 27	184987	Typewheel, PW 29	185993	Arm, Latch 32
184692	Typewheel, MU 27	184988	Typewheel, PX 29	185994	Arm w/Hub 32
184693	Typewheel, MP 27	184989	Typewheel, PY 29		
		184990	Typewheel, PZ 29		
		184991	Typewheel, RA 29		
		184993	Typewheel, RC 30		
		184994	Typewheel, RD 30		

NUMERICAL INDEX (Continued)

Part Number	Description and Page Number	Part Number	Description and Page Number	Part Number	Description and Page Number
185996	Spacer 32	186539	Gear 36	186802	Pawl, Function 15
185997	Plate, Stop 32	186555	Timer, Elapsed 39	186803	Clip, Extension 14
185998	Plate 39	186556	Timer Assembly, Elapsed 39	186836	Guard, Motor 36
185999	Arm, Stop 32	186557	Bracket 15	186873	Plate, Stop 21
186009	Insulator 39	186575	Arm 11,12,16	187000	Screw, Self-Tapping 17
186010	Bracket 39	186576	Arm 16	187076	Plate 3
186011	Bracket 40	186583	Plate 39	187077	Link w/Post 3
186014	Bracket, Contact 17	186584	Timer Assembly 39	187078	Upstop 3
186025	Contact Assembly 17	186585	Timer Assembly 39	187096	Plate 4,31
186042	Set of Parts 19	186604	Bracket 15	187097	Stud 4
186052	Spacer, .183" Thk 19	186606	Set of Parts 4	187098	Wheel, Idler 4
186053	Nut, Speed 19	186608	Lever 25	187099	Eccentric 4
186070	Typewheel, PS 29	186609	Lever 25	187100	Washer, Flat 4
186175	Bracket 6	186610	Lever 25	187103	Bracket 15
186213	Hub 16	186611	Lever 25	187126	Stud 19
186214	Washer, Spl 16	186639	Sleeve, 7/16 ID x 1-1/2" thru	187196	
186218	Bearing, Roller 9		Lg Insulating 40	187203	Clip Extension 14
186240	Set of Parts 16	186642	Knob 18	187244	Bar 16
186247	Shaft 11	186664	Post 34	187251	Plate 3
186248	Shaft 12	186665	Set of Parts 2	187269	Spring 22
186249	Cam, Selector 18	186668	Sleeve 21	188059	Plate 3
186253	Lever w/Hub 20	186669	Spring 18,24,25	188328	Arm w/Hub 10
186254	Lever, Cam Follower 20,34	186691	Insert 35	188406	Switch 16
186257	Clamp 20	186692	Post, Eccentric 10	188407	Spring, Contact 32
186259	Clamp, Bearing 16	186693	Lever 10	188408	Spring, Contact 32
186261	Link 34	186694	Lever 10	188409	Contact Assembly 32
186262	Shaft, Trip Pivot 20,22	186728	Modification Kit 10	189019	Bracket 3
186264	Lever w/Stud 34	186731	Ring, Compression 13	189023	Bellcrank 3
186265	Buffer 20	186732	Line 7	189024	Plate w/Stud 3
186268	Shaft, Distributor 19	186733	Insulator 35	192007	Terminal, Tab Type 38,40
186271	Shaft, Distributor 19	186734	Insulator 17	193476	Jumper, 2-3/4" Black 40
186313	Lever 24	186738	Insulator 35	194956	Spring 12
186401	Clutch Assembly 18	186745	Cylinder 2,5	194987	Screw, 8-32 x 3/8 Hex 2, 3,5,16
186412	Arm 16	186747	Bracket 31	195614	Pin, Key 40
186413	Arm 16	186748	Spacer 31	196932	Sleeve, 7/16 ID x 1-1/4" Lg Insulating 40
186432	Guideplate 7	186755	Screw, 8-32 Self-Tapping 21	197464	Diode 15
186442	Piston 9	186770	Shaft 14	198670	Screw w/Lockwasher, 6-40 x 5/16 Hex 2,4,5,10,38
186443	Bumper 9	186774	Handle 34	199440	Screw, 5-40 x 4/8 Fil 11, 12
186445	Cover, Contact 17	186775	Clamp 34		
186446	Lever, Blocking 17	186776	Modification Kit 34	312918	Strap 36,40
186447	Lever, Blocking 17	186778	Screw, 6-40 x 7/32 Hex 18	312919	Strap, Cable 40
186448	Timer Assembly 39	186781	Clip, Function Lever 14	312920	Strap, Cable 40
186460	Pinion, 19T 36	186782	Clip, Function Lever 14	315756	Plate, Identification 36
186462	Pulley w/64T Gear, 13T 36	186783	Clip, Extension 14	320246	Fuse, SL-BL 1.8 Amp 40
186465	Timer Assembly 39	186796	Lever, Function 24		
186468	Lever 24	186798	Pawl 15		
186536	Set of Parts 9				
186538	Pulley w/52T Gear 36				

NUMERICAL INDEX (Continued)

Part Number	Description and Page Number	Part Number	Description and Page Number	Part Number	Description and Page Number
320410	Terminal, Spade Type 39	327323	Ring, Retaining 16,20,34	333521	Motor Assembly 1,37,38
320411	Terminal, Spade Type 34	328727	Connector, 15 Pt Plug Type 40	334874	Nut, 1/4-28 Hex 38
320423	Plate 39			336468	Triac 38
323094	Diode 39	332696	Bracket 38	340699	Clip, Cable 35
324499	Terminal 39,40	333519	Jumper 38		

33 CALL CONTROL UNIT (UCC)

PARTS

FIGURE	CONTENTS	PAGE
1	Base Plate Components for use With Rotary Dial	2
2	Base Plate Components for use With Touch-Tone or Card Dialing	3
3	Electrical Components for use With Rotary Dial	4
4	Electrical Components for use With Rotary Dial (Continued)	5
5	Electrical Components for use With Touch-Tone or Card Dialing	6
6	Base Plate and Electrical Components for DC Signal Private Line	7
7	Base Plate and Electrical Components for DC Signal Private Line (Continued)	8
8	Electrical Components for Computer Control Private Line	9
9	Base Plate and Electrical Components for use With Station Controller	10
10	Base Plate and Electrical Components for use With Station Controller (Continued)	11
11	Base Plate and Electrical Components	12
12	Base Plate and Electrical Components (Continued)	13
13	186627 Set Interface Logic Assembly	14
14	186630 Modification Kit to Provide Break Detection and Indication	15
15	Alarms and Speaker	16
16	181815, 182595, 186000 and 332709 Selector Magnet Driver Assemblies	17
17	Receive-Only Bracket Components	18
18	182489, 193487, 186600 and 186601 Dial Modifications	19
19	186602 and 186603 Dial Modifications	20
20	193486, 193489, 195924, 195926 and 327420 Dial Modifications	21
21	Key Assemblies	22
22	Power Cords and Jumpers	23
23	Cable Components	24
24	186670 Modification Kit to Provide Private Line	25
25	Base Plate and Electrical Components for Private Wire Service	26
26	Call Control w/Modem-Logic Cards	27
27	188865 Power Supply Assembly	28
28	188865 Power Supply Assembly (Continued)	29
29	187133 (Manual) and 187134 (Automatic Reader Card Set of Parts)	30
30	186765 (Manual), 186766 (Automatic) 184194 and 186480 Reader Power Pack Assemblies	30
31	181720 Power Pack Assembly	31
32	182134 and 182149 Reader Power Pack Assembly	32
33	187156 Modification Kit To Add 20/60 MA DC Interface	32
	Numerical Index	33

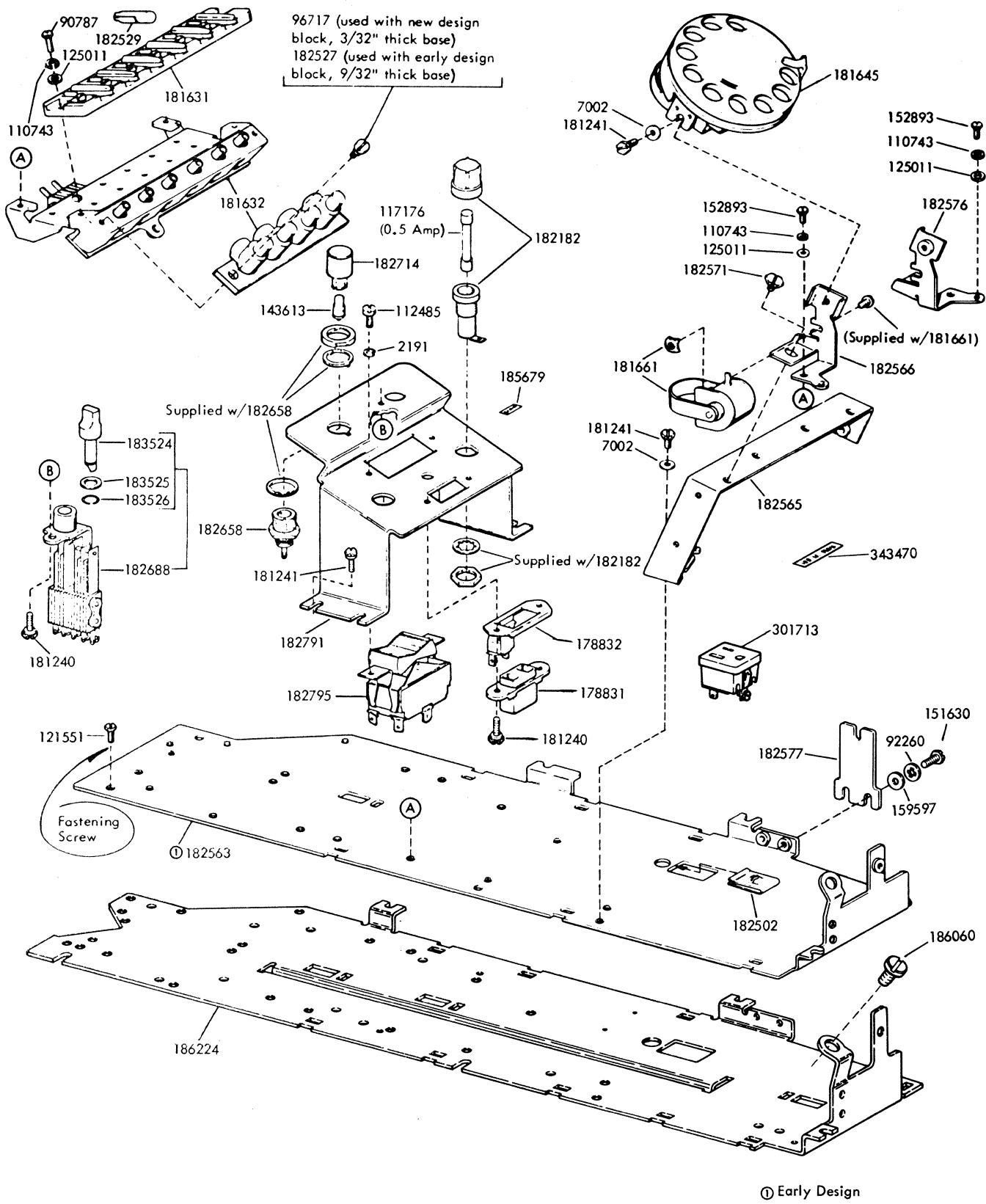


FIGURE 1. BASE PLATE COMPONENTS FOR USE WITH ROTARY DIAL

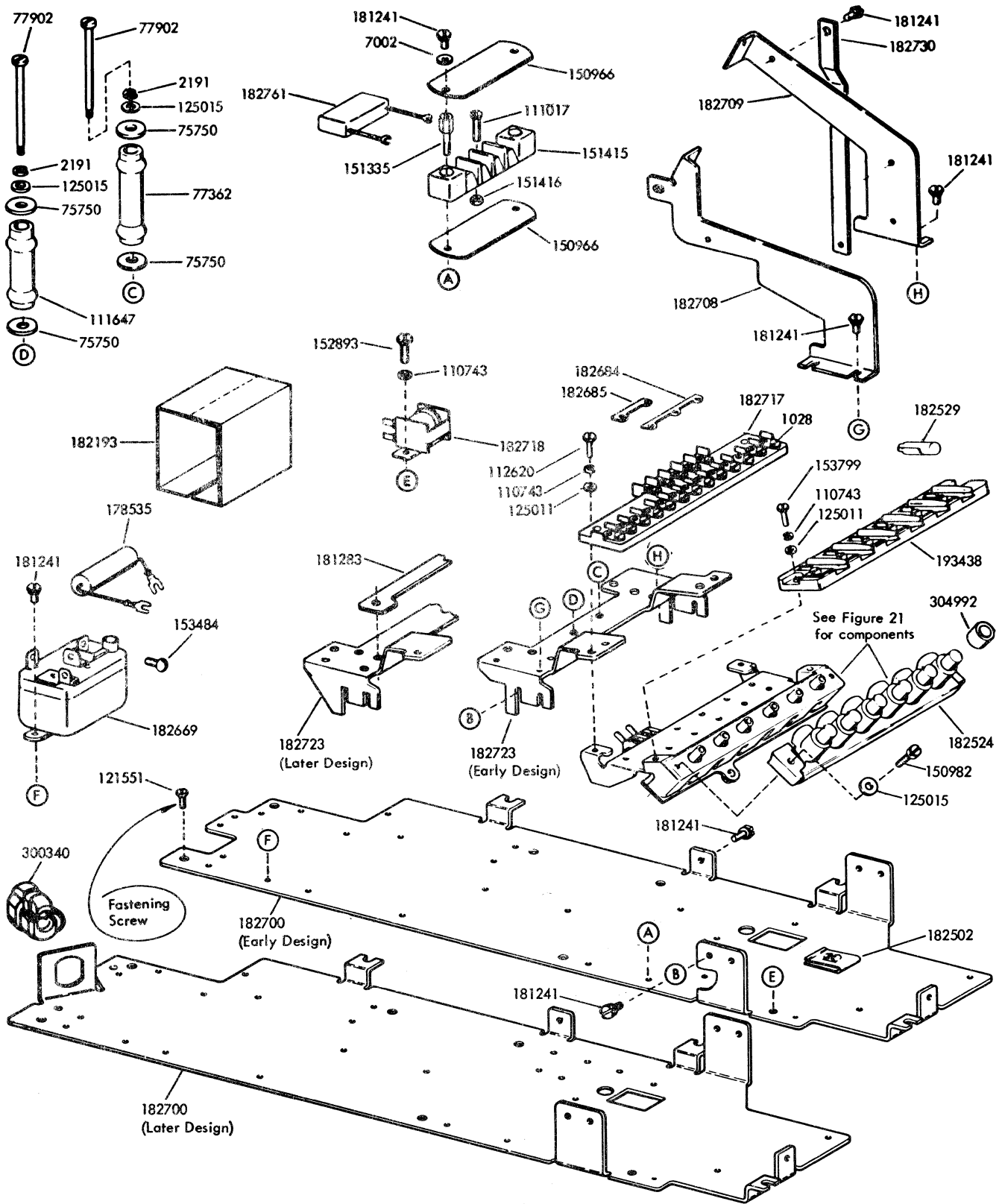


FIGURE 2. BASE PLATE COMPONENTS FOR USE WITH TOUCH-TONE OR CARD DIALING

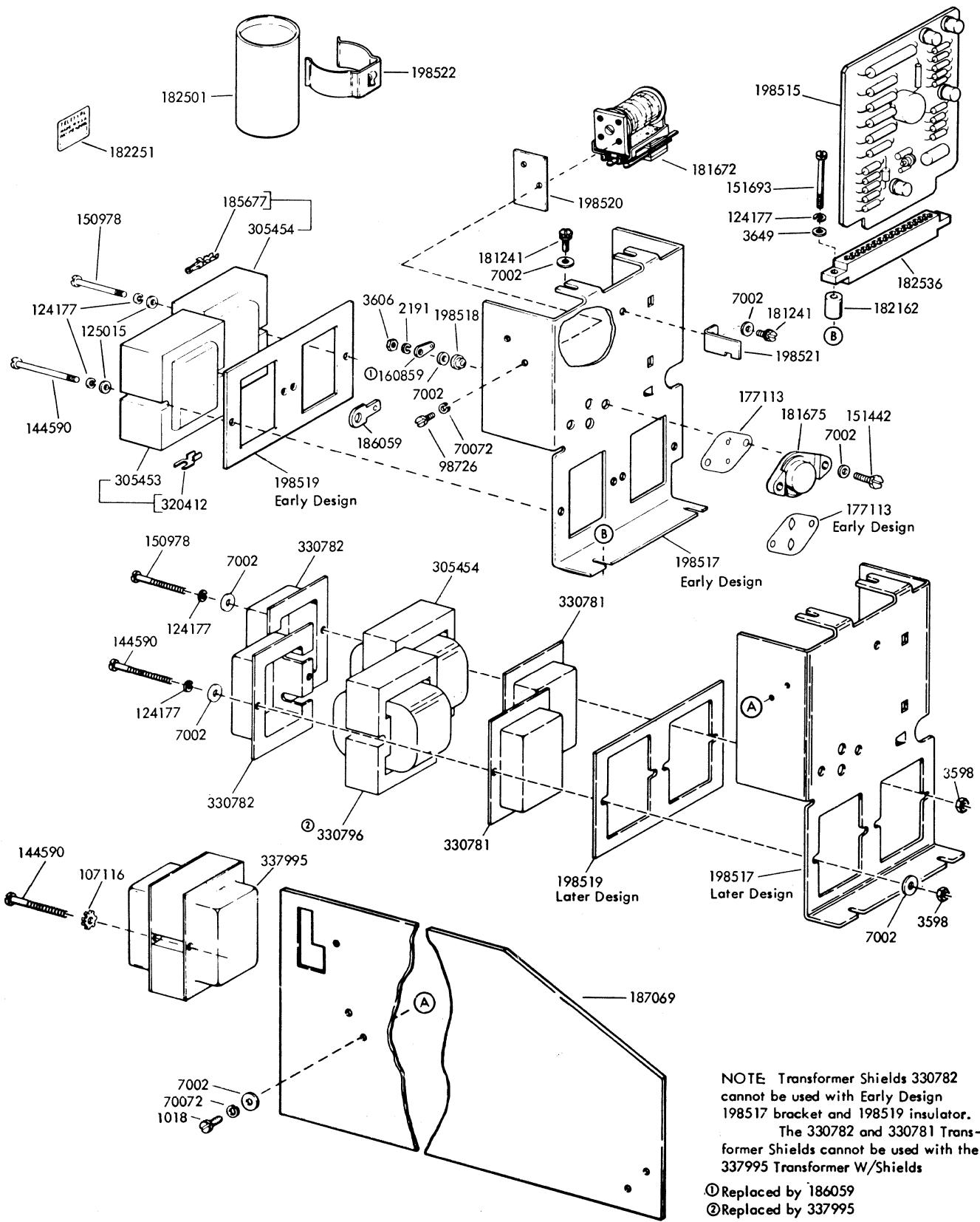


FIGURE 3. ELECTRICAL COMPONENTS FOR USE WITH ROTARY DIAL

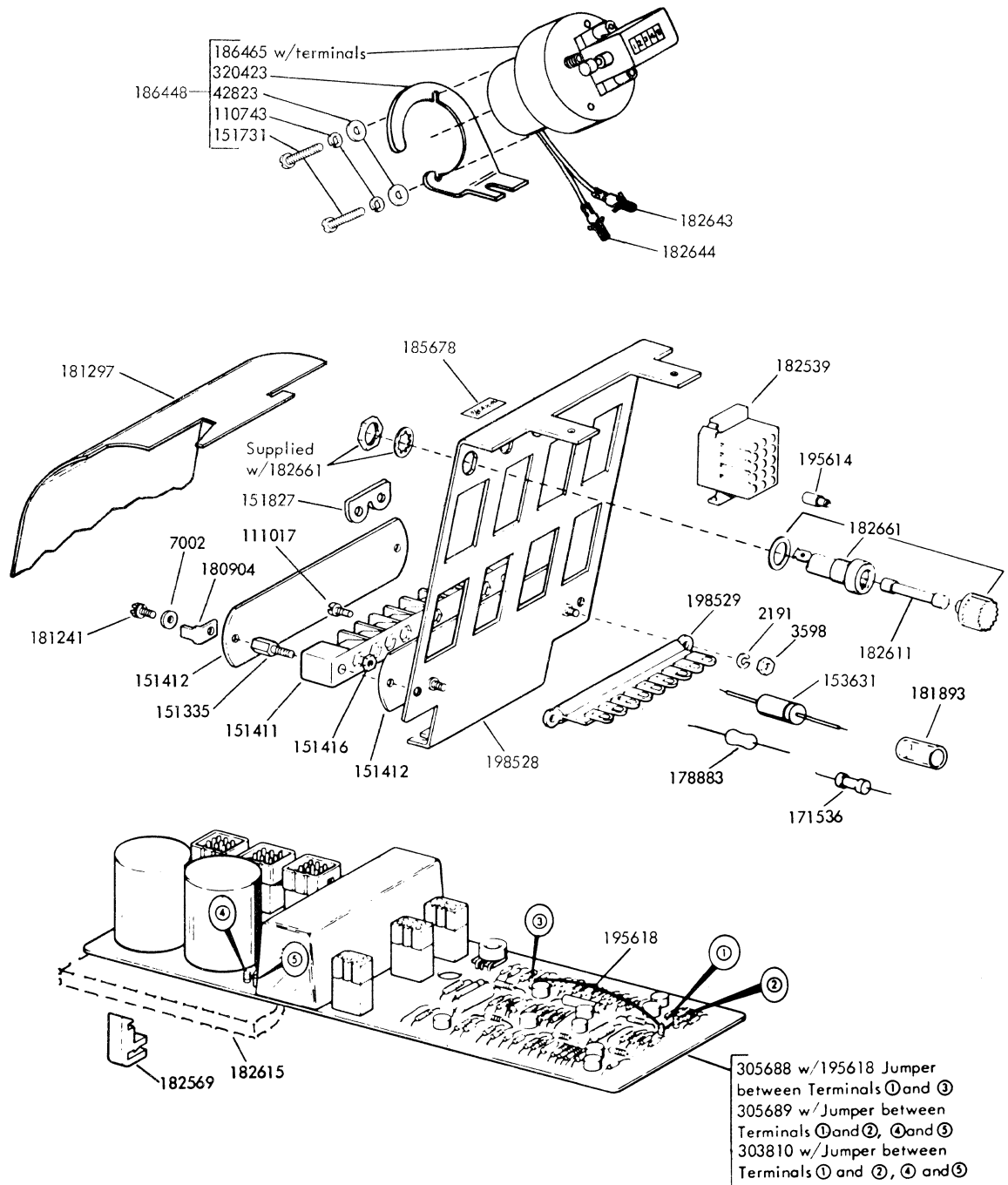


FIGURE 4. ELECTRICAL COMPONENTS FOR USE WITH ROTARY DIAL (Continued)

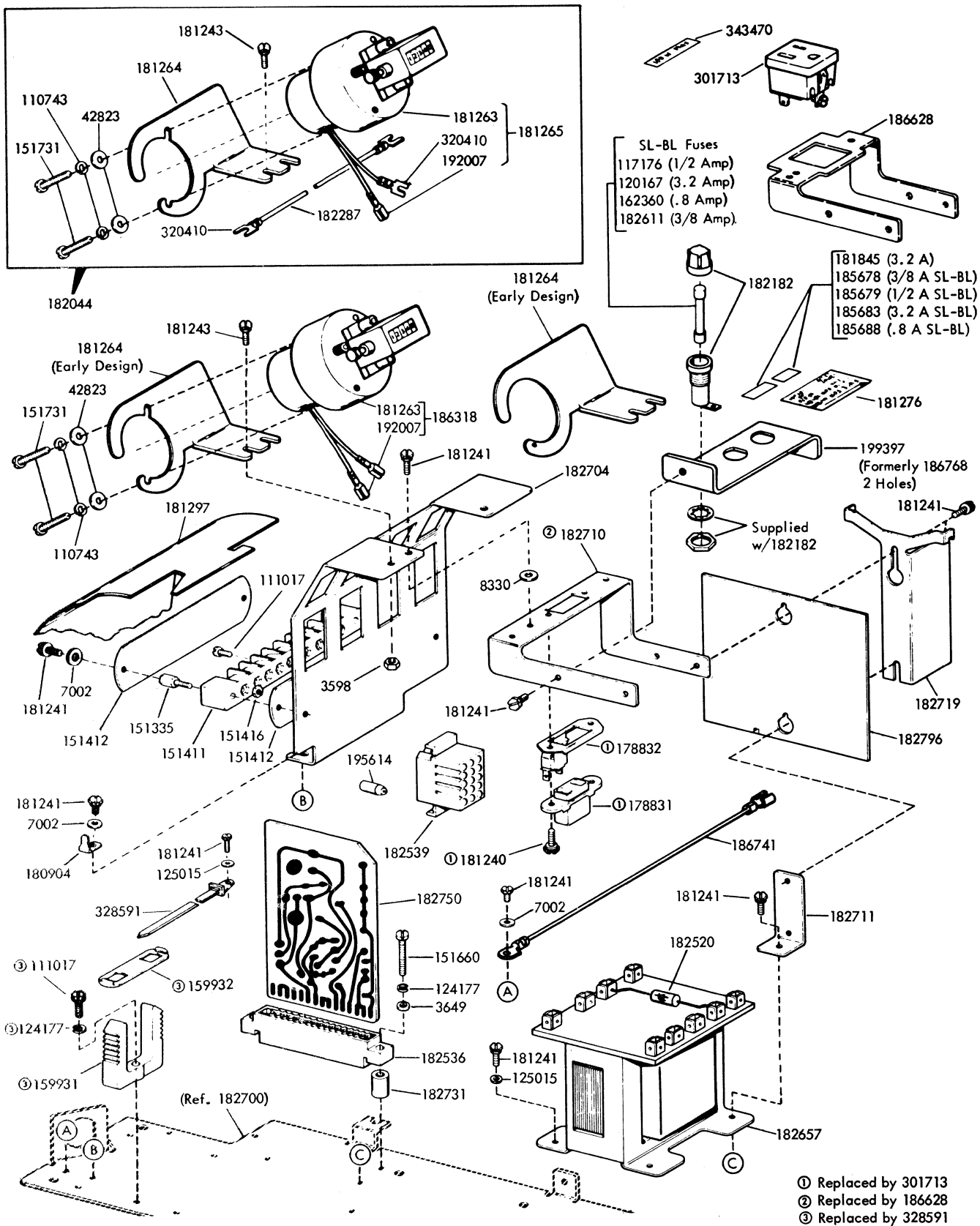


FIGURE 5. ELECTRICAL COMPONENTS FOR USE WITH TOUCH-TONE OR CARD DIALING

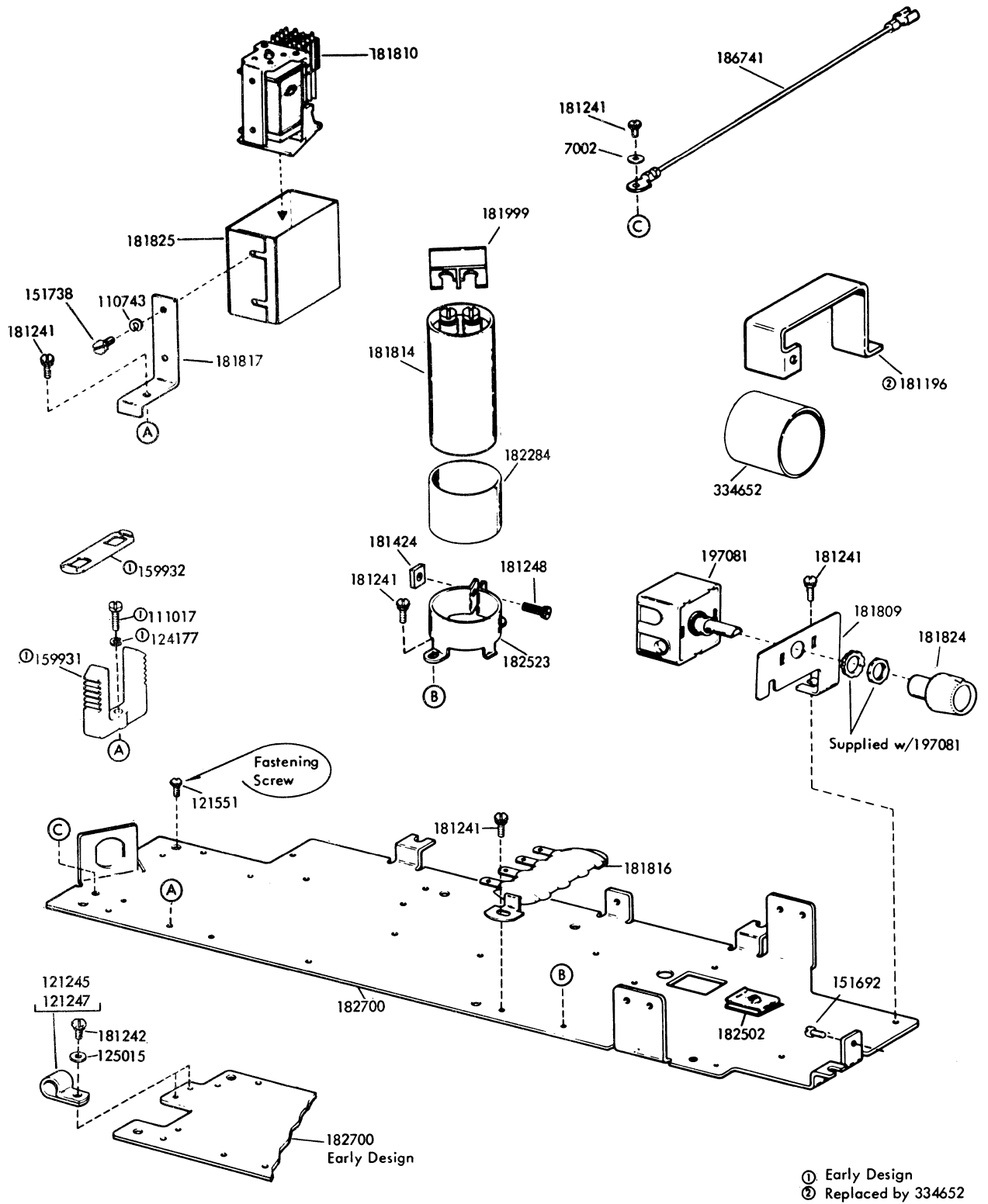


FIGURE 6. BASE PLATE AND ELECTRICAL COMPONENTS FOR DC SIGNAL PRIVATE LINE

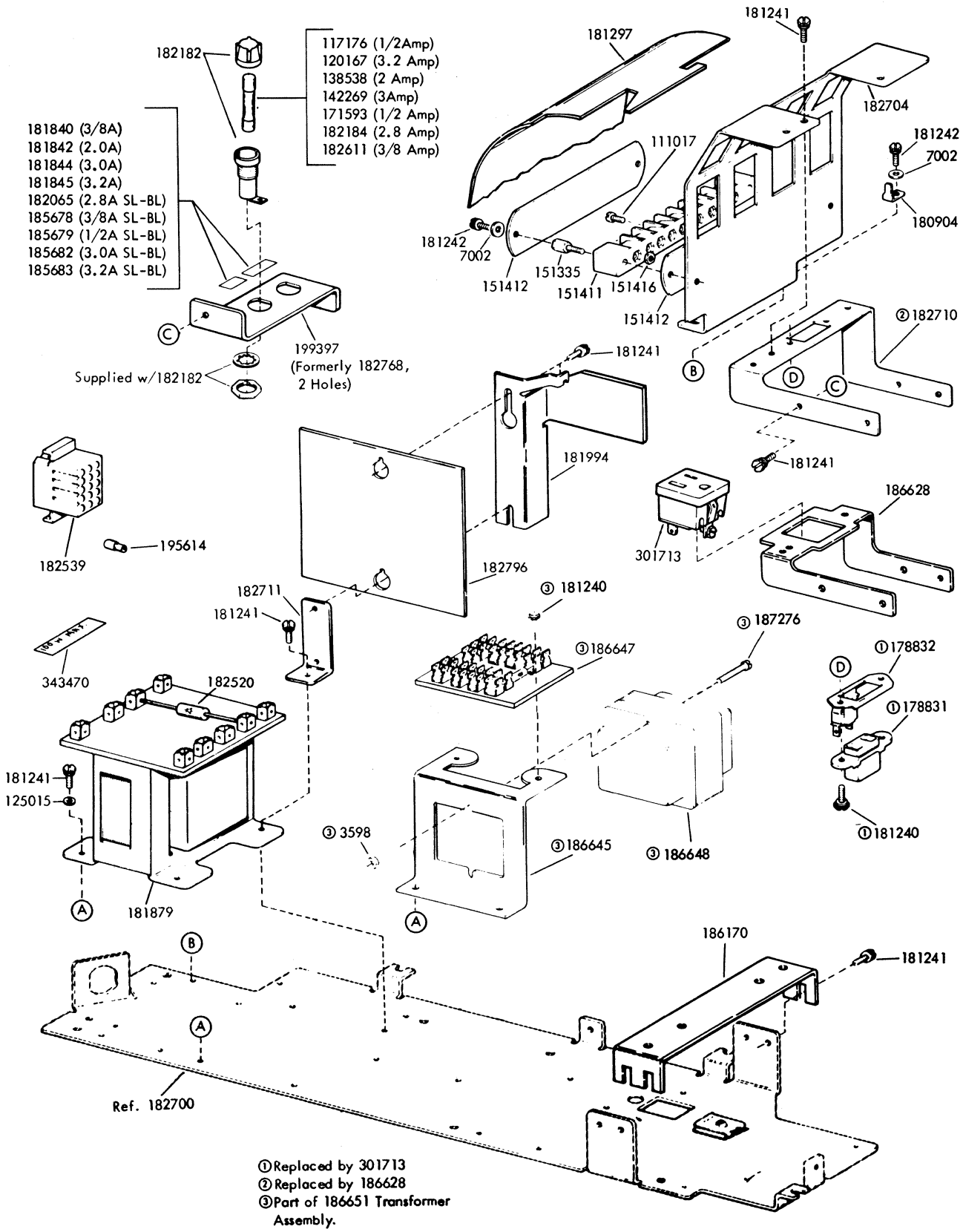


FIGURE 7. BASE PLATE AND ELECTRICAL COMPONENTS FOR D.C. PRIVATE LINE (Continued)

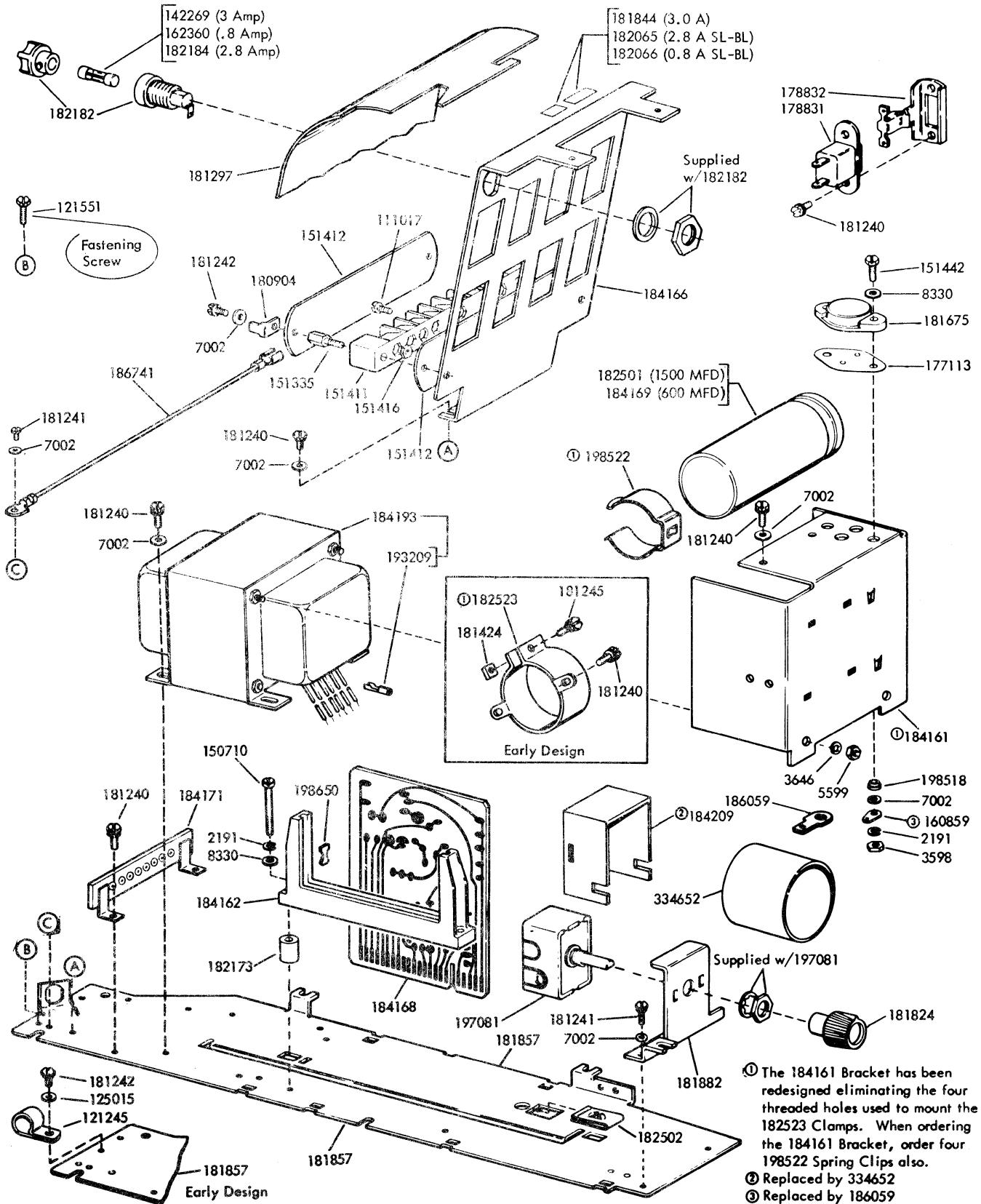


FIGURE 8. ELECTRICAL COMPONENTS FOR COMPUTER CONTROL PRIVATE LINE

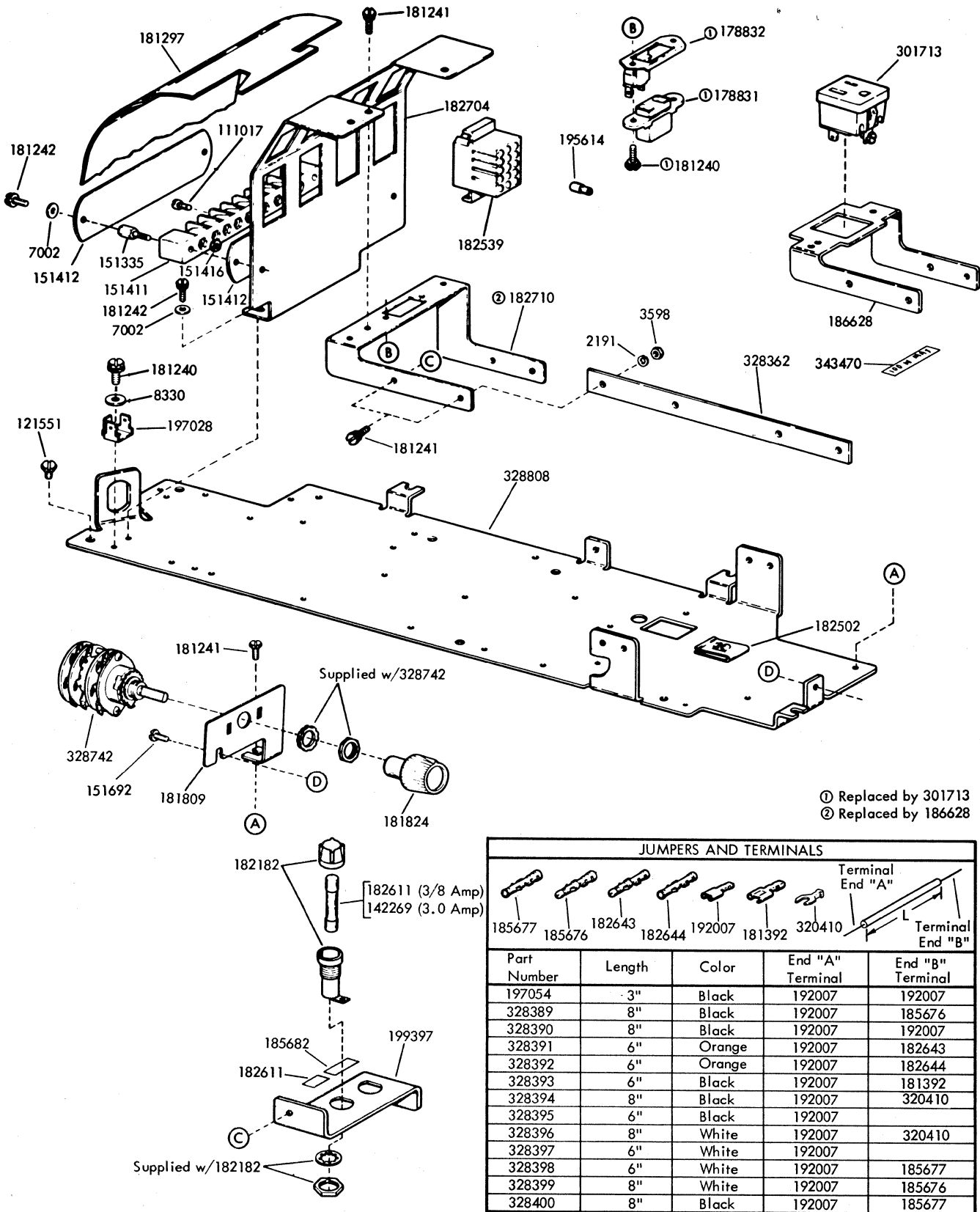


FIGURE 9. BASE PLATE AND ELECTRICAL COMPONENTS FOR USE WITH STATION CONTROLLERS

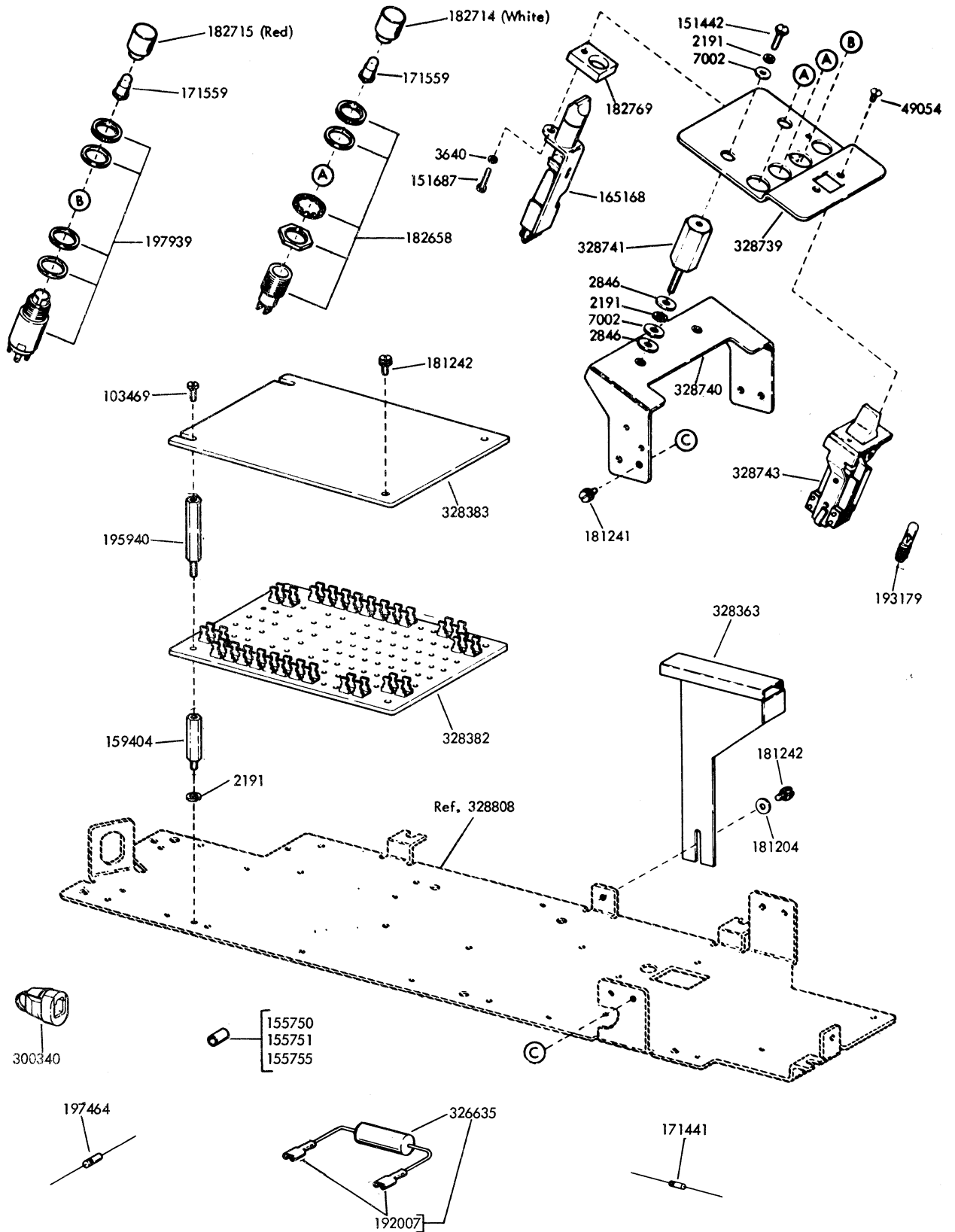


FIGURE 10. BASE PLATE AND ELECTRICAL COMPONENTS FOR USE WITH STATION CONTROLLER (Continued)

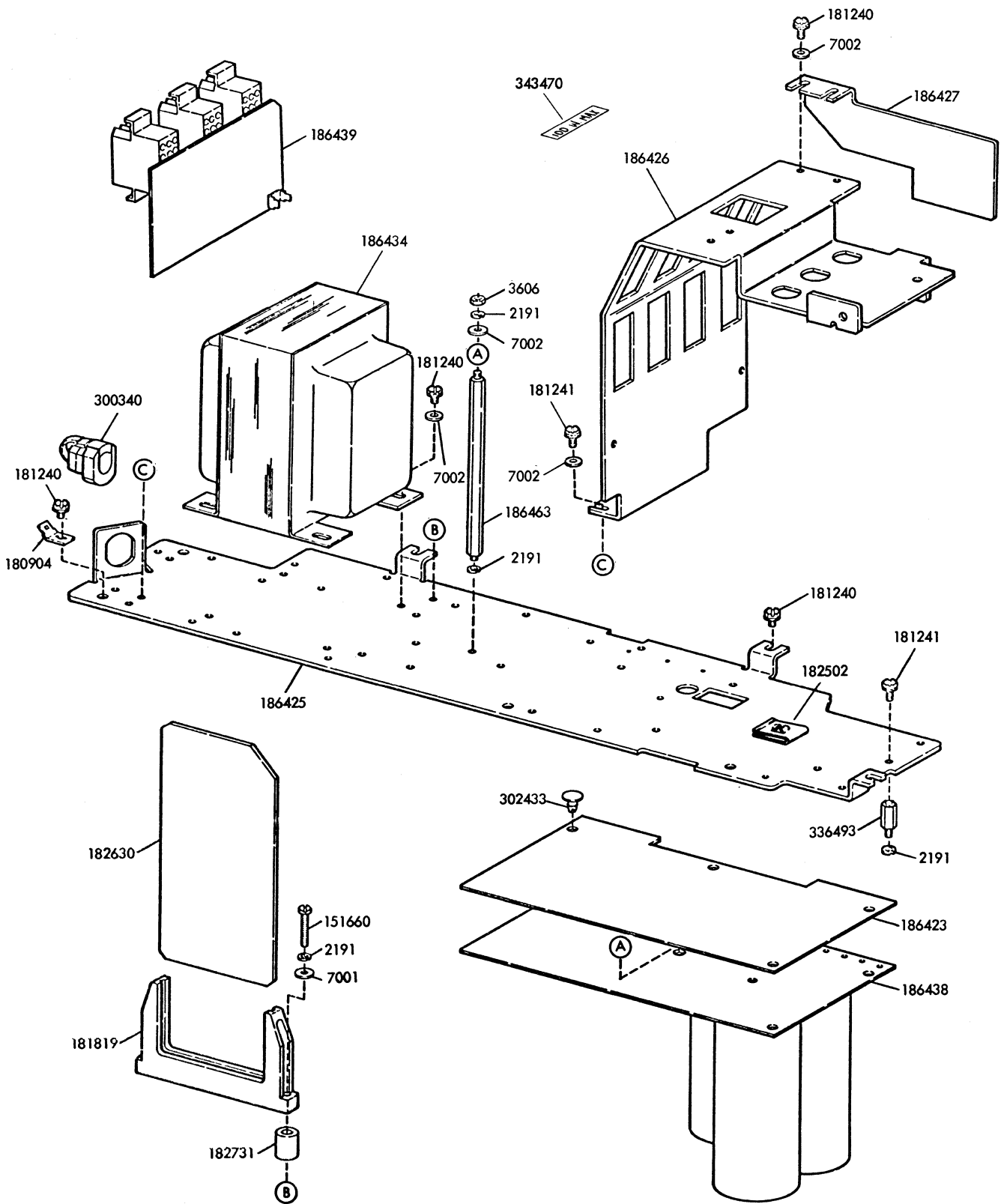


FIGURE 11. BASE PLATE AND ELECTRICAL COMPONENTS

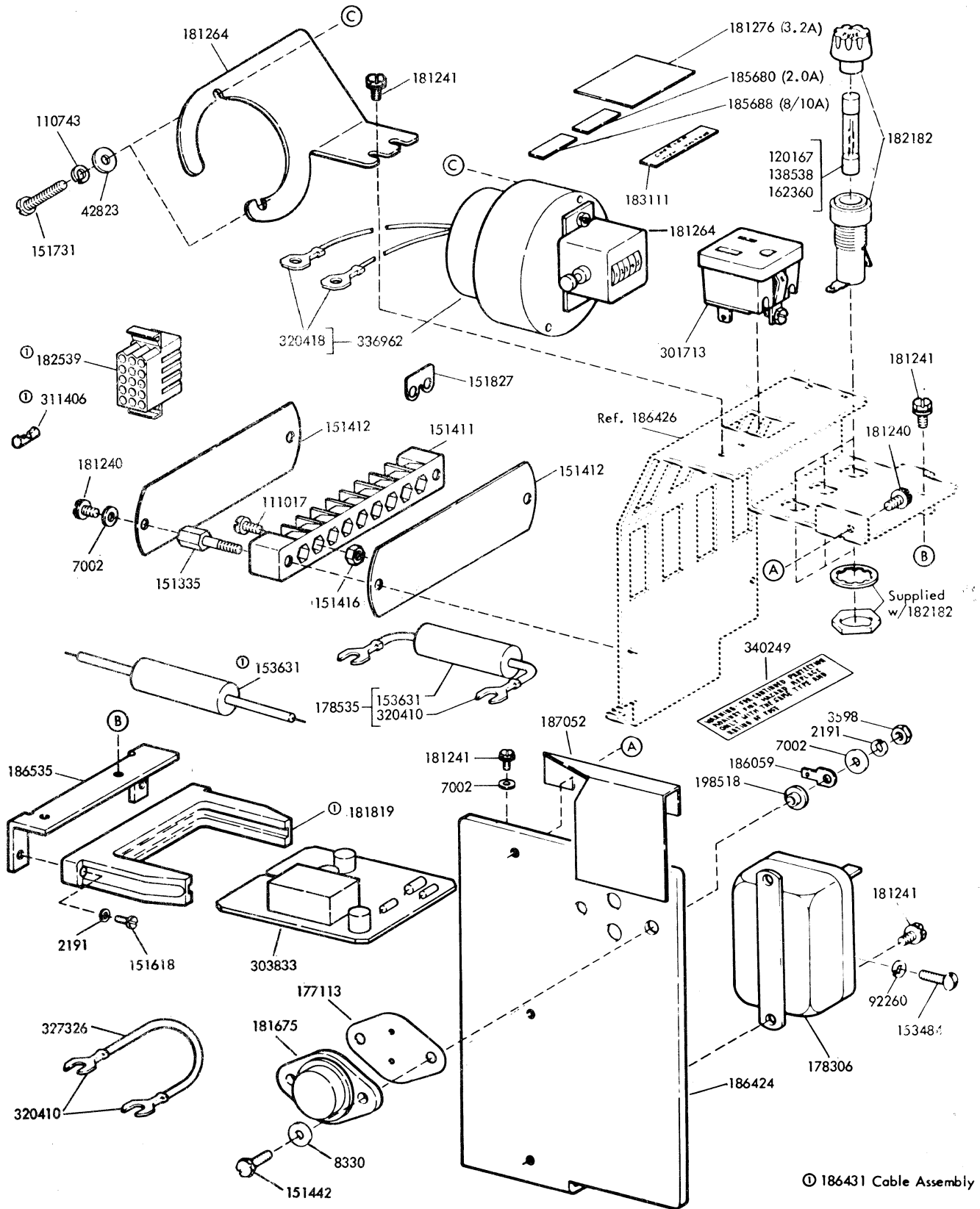


FIGURE 12. BASE PLATE AND ELECTRICAL COMPONENTS (Continued)

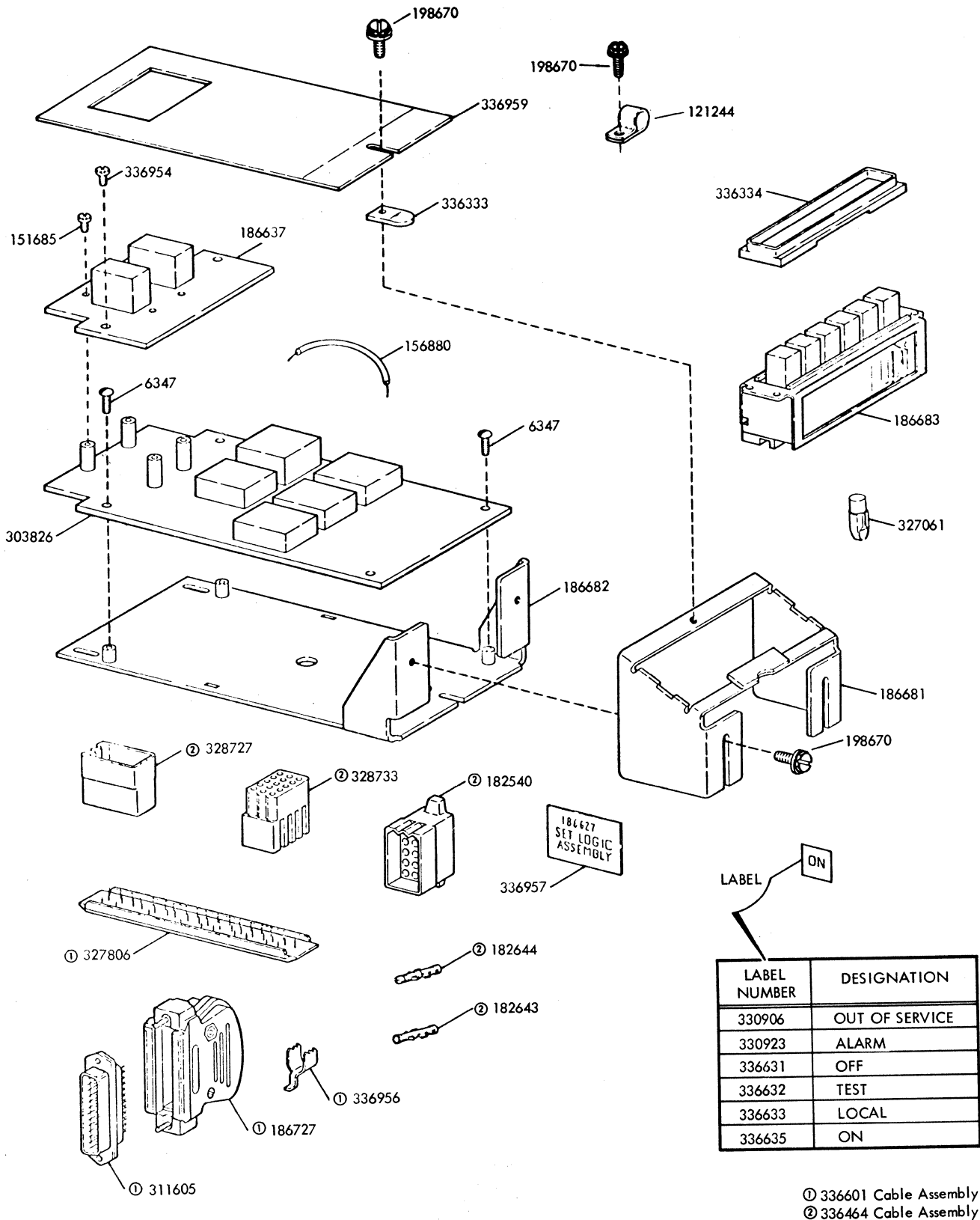
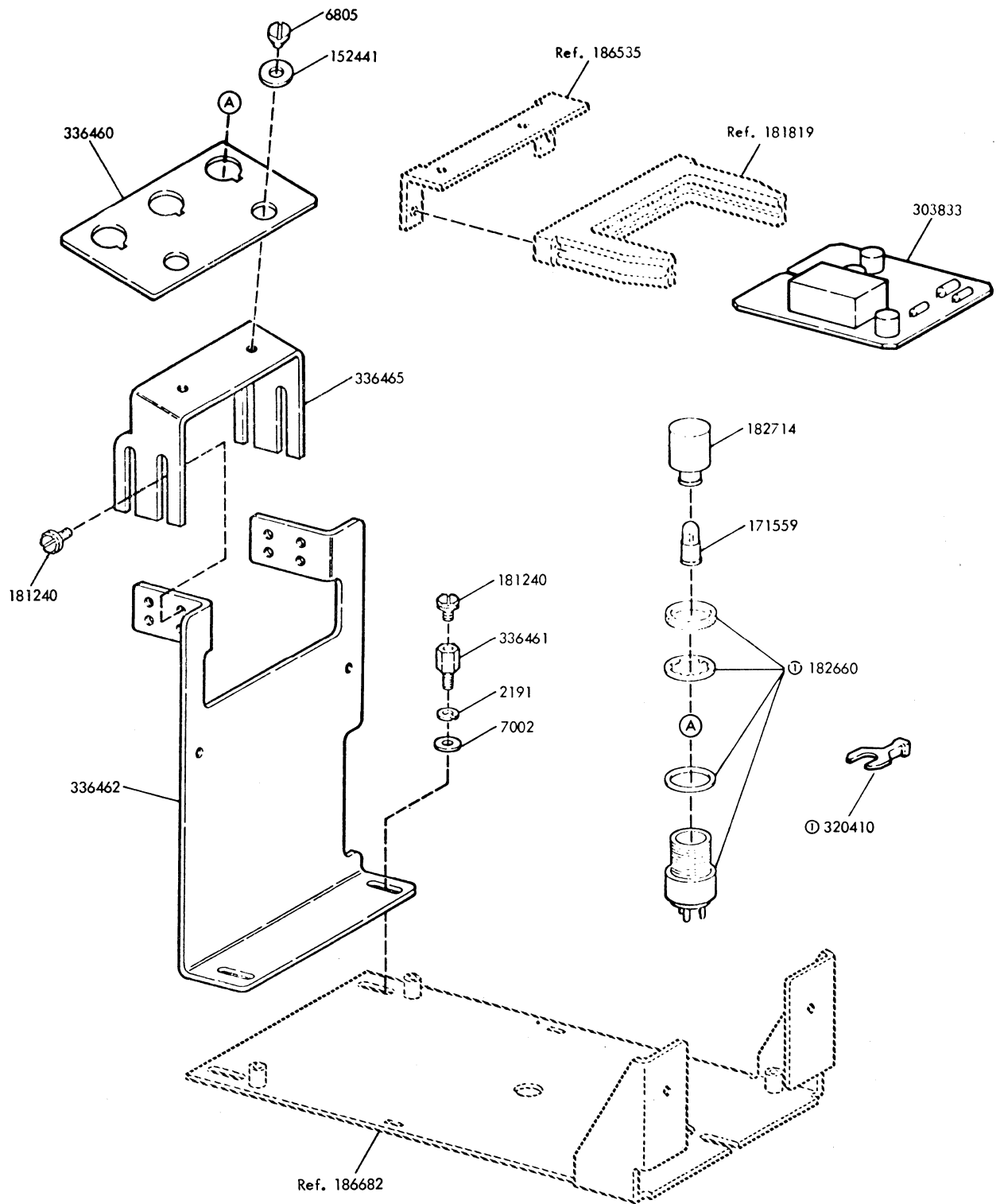
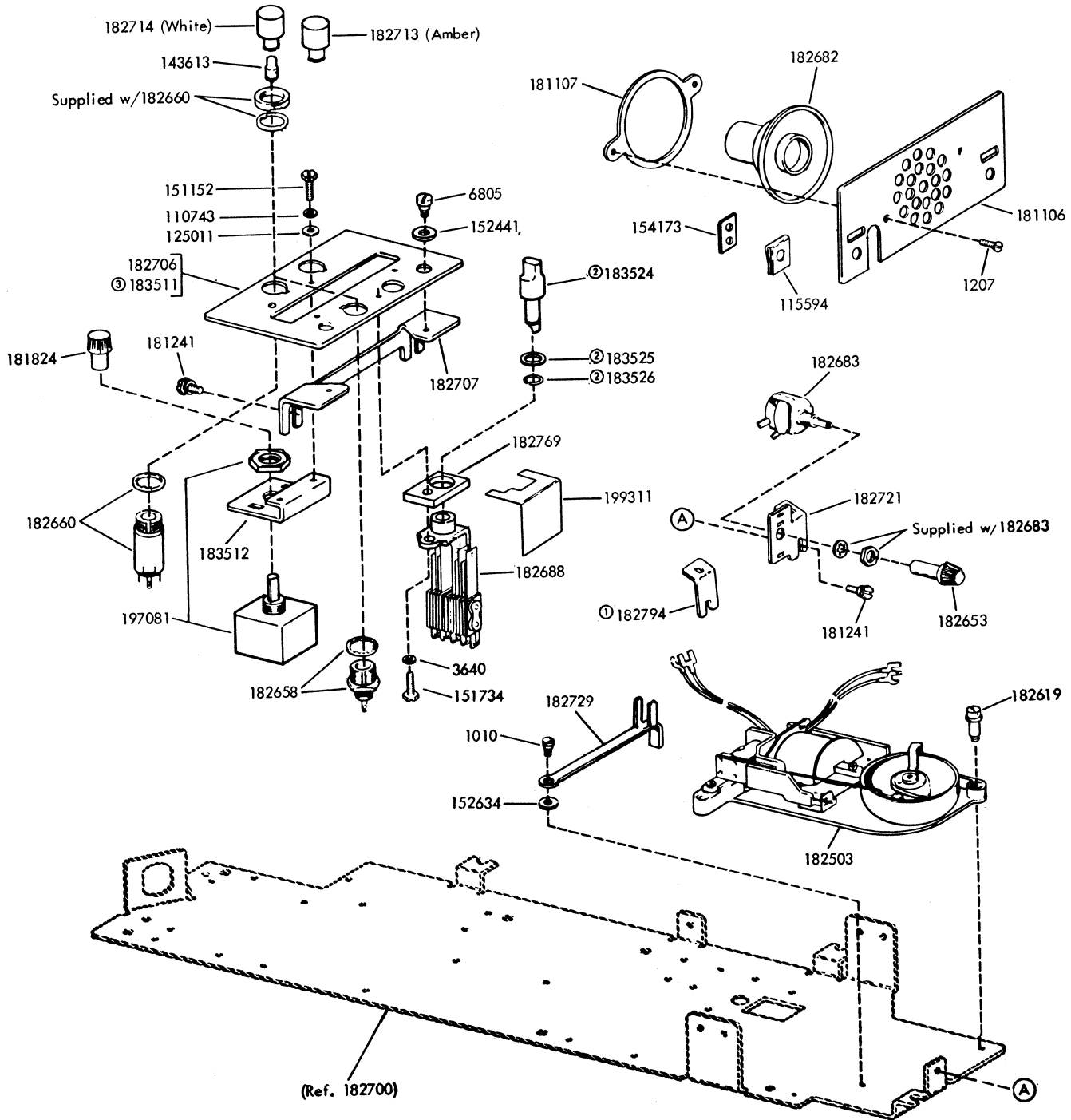


FIGURE 13. 186627 SET INTERFACE LOGIC ASSEMBLY



Ⓢ 336471 Cable Assembly

FIGURE 14. 186630 MODIFICATION KIT TO PROVIDE BREAK DETECTION AND INDICATION



- ⓐ No longer available. Replaced by 182721
- ⓑ Part of 182688
- ⓒ Accepts the 183512 Bracket and Switch

FIGURE 15. ALARMS AND SPEAKER

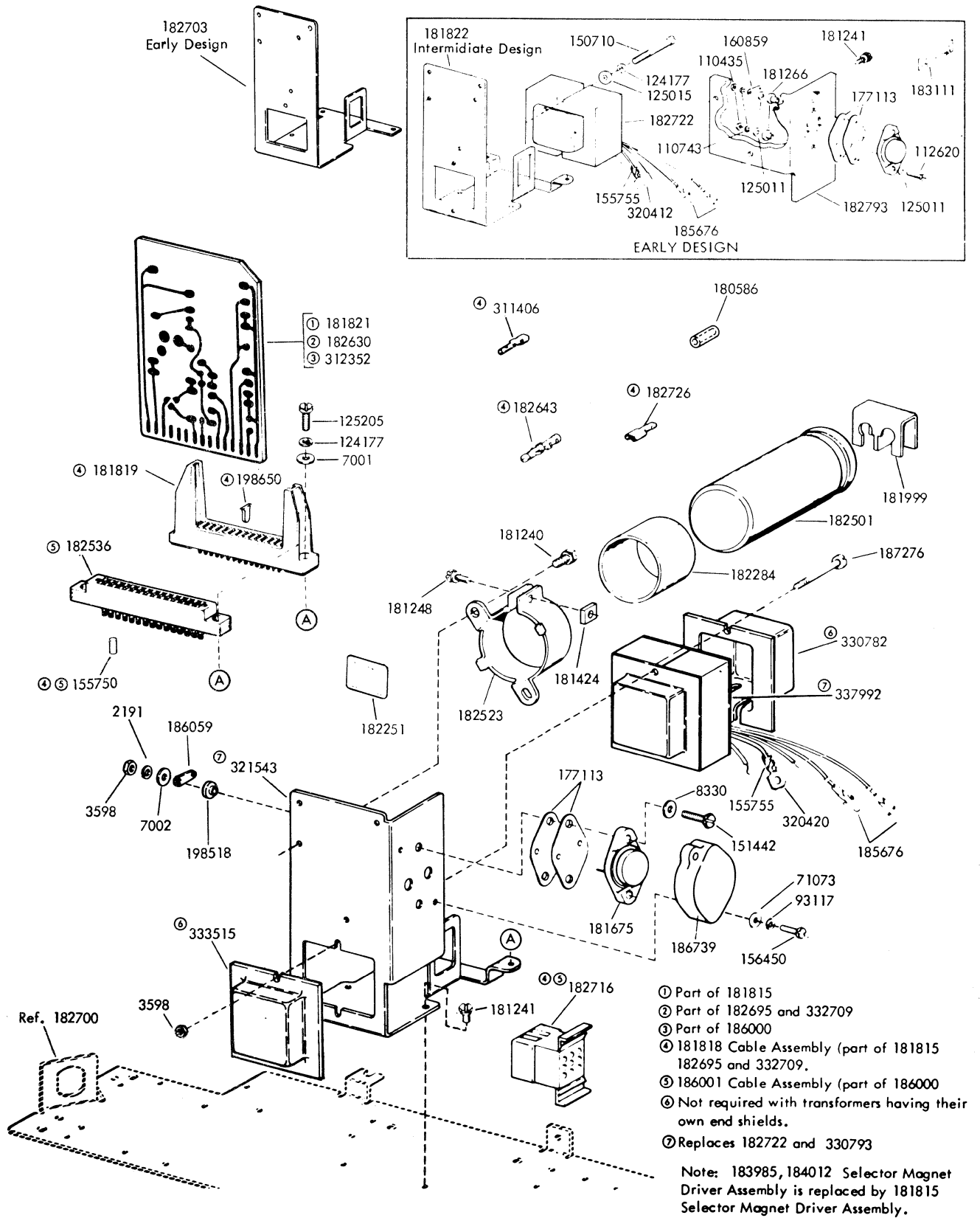
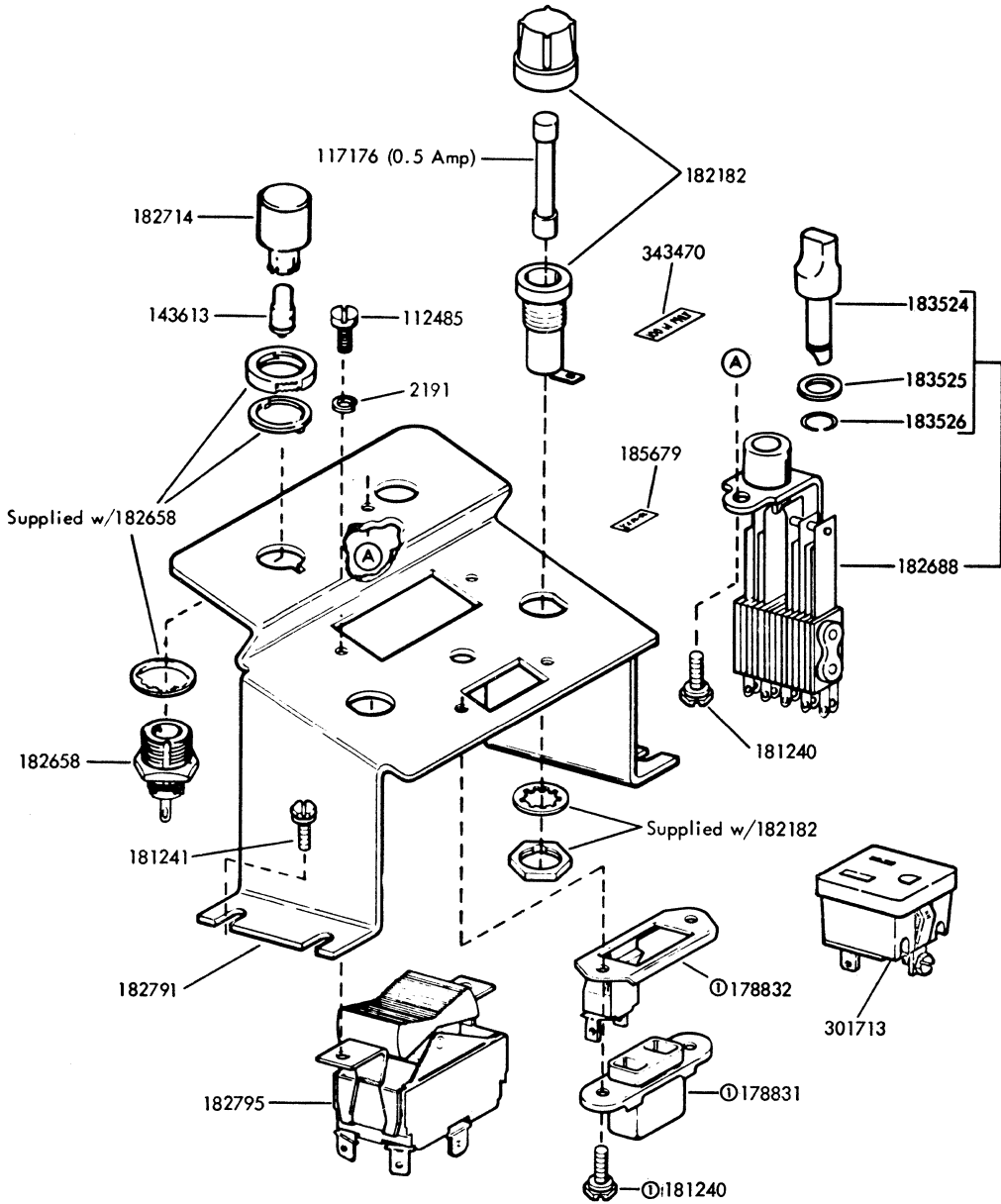
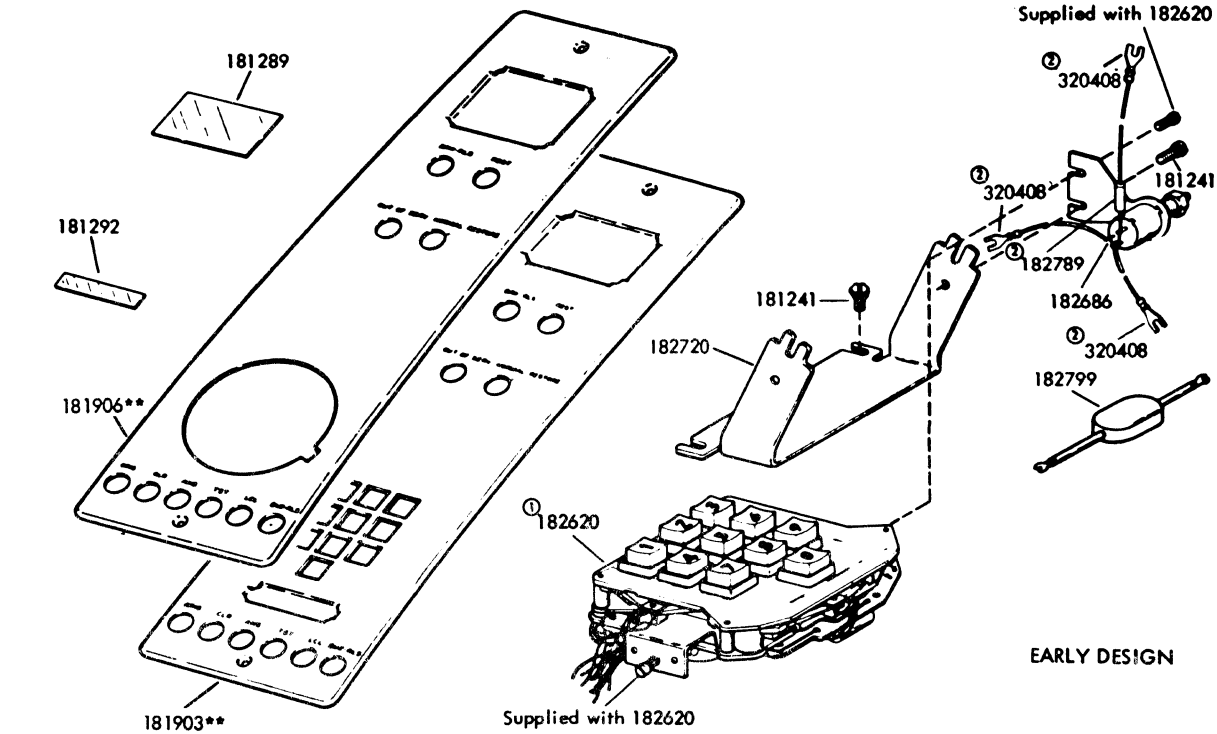


FIGURE 16. 181815, 182695, 186000 AND 332709 SELECTOR MAGNET DRIVER ASSEMBLIES



ⓐ Replaced by 301713

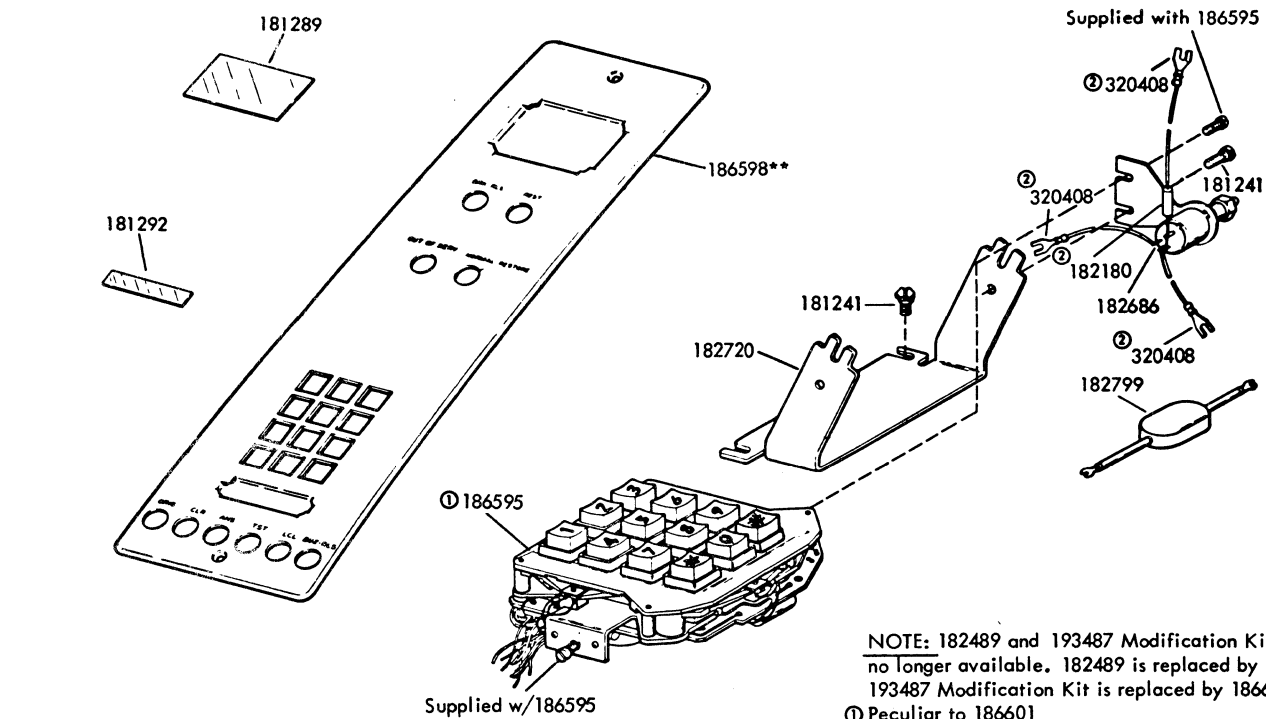
FIGURE 17. RECEIVE-ONLY BRACKET COMPONENTS



Manual 10-button
TOUCH-TONE dial

Part of 182489 (less Dialer) and 193487 (with Dialer)
Modification Kits (Specification 501565)

- ① Peculiar to 193487
- ② Part of 182686
- ③ Peculiar to 182489

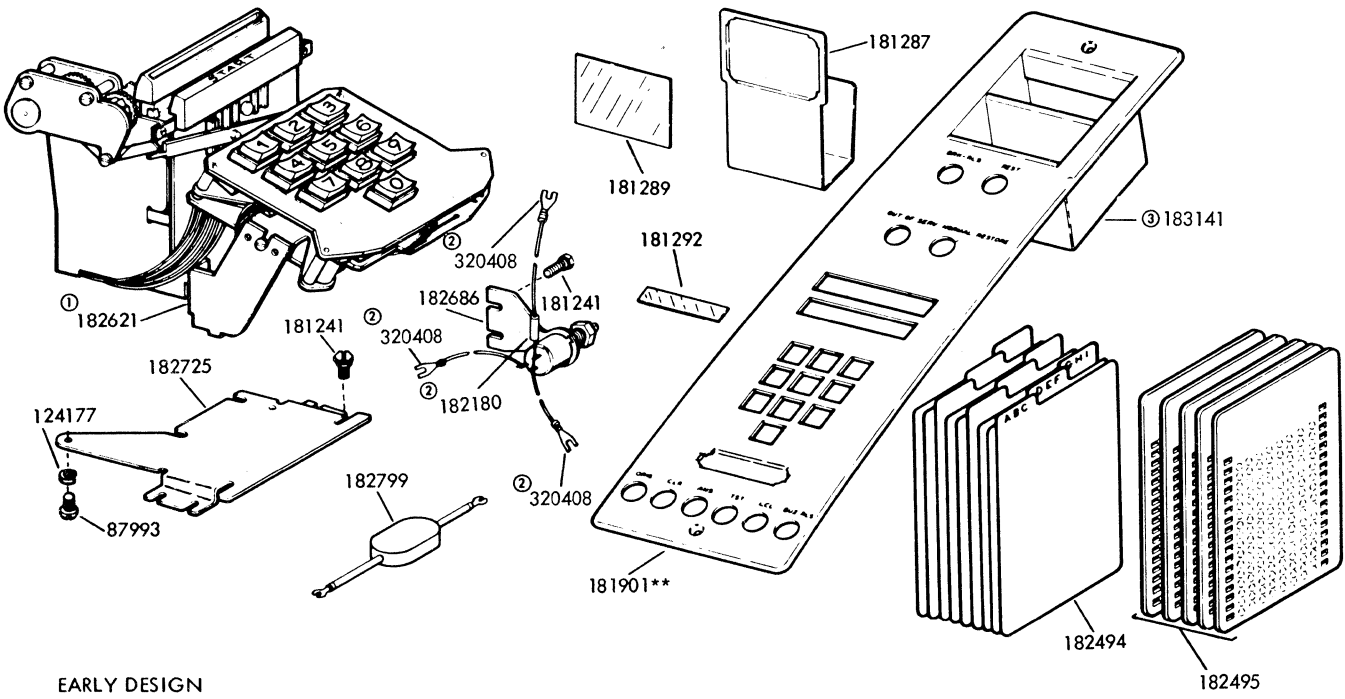


Manual 12-button
TOUCH-TONE dial

Part of 186600 (less Dialer) and 186601 (with Dialer)
Modification Kits (Specification 501565)

- NOTE: 182489 and 193487 Modification Kits are no longer available. 182489 is replaced by 186600. 193487 Modification Kit is replaced by 186601.
- ① Peculiar to 186601
 - ② Part of 182686
 - ** Refer to page 1 for finish suffix

FIGURE 18. 182489, 193487, 186600 AND 186601 DIAL MODIFICATIONS

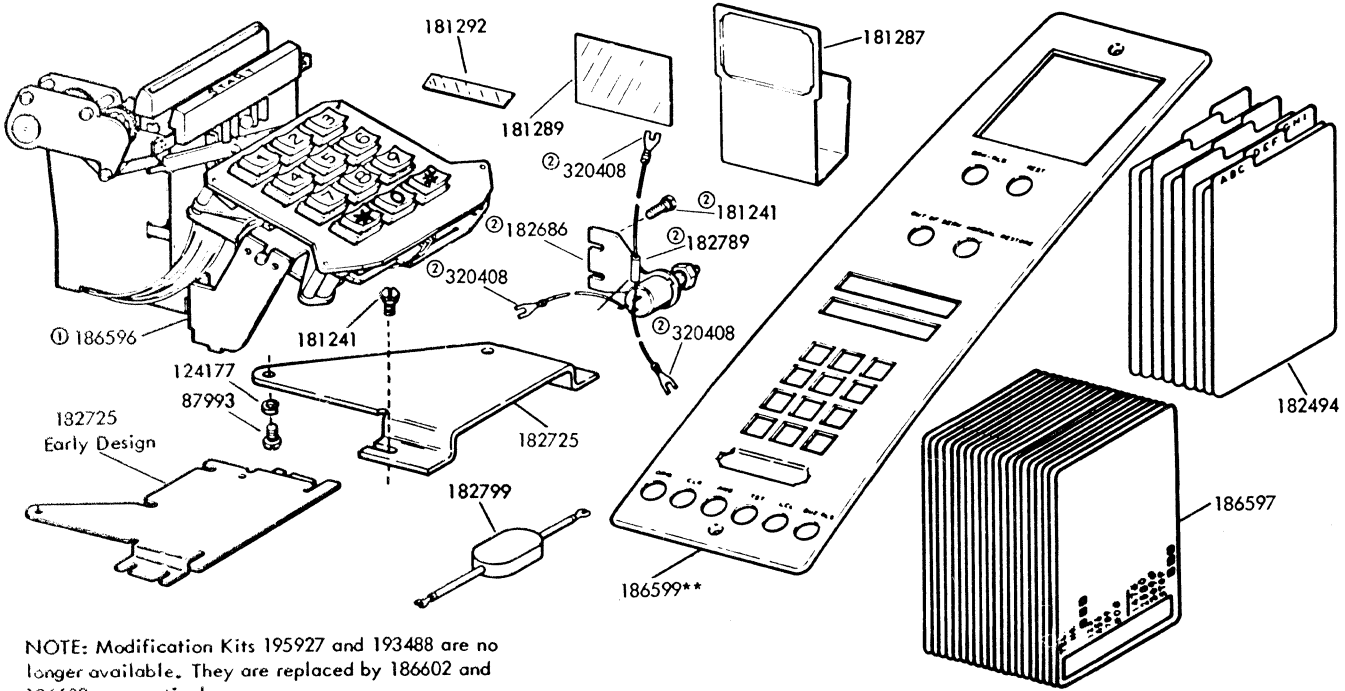


EARLY DESIGN

Manual 10-button
TOUCH-TONE and Card Dial

Part of 195927 (less Dialer) and 193488 (with Dialer)
Modification Kits (Specification 501405)

- ① Peculiar to 193488
- ② Part of 182686
- ③ Supplied as part of faceplate or can be ordered separately



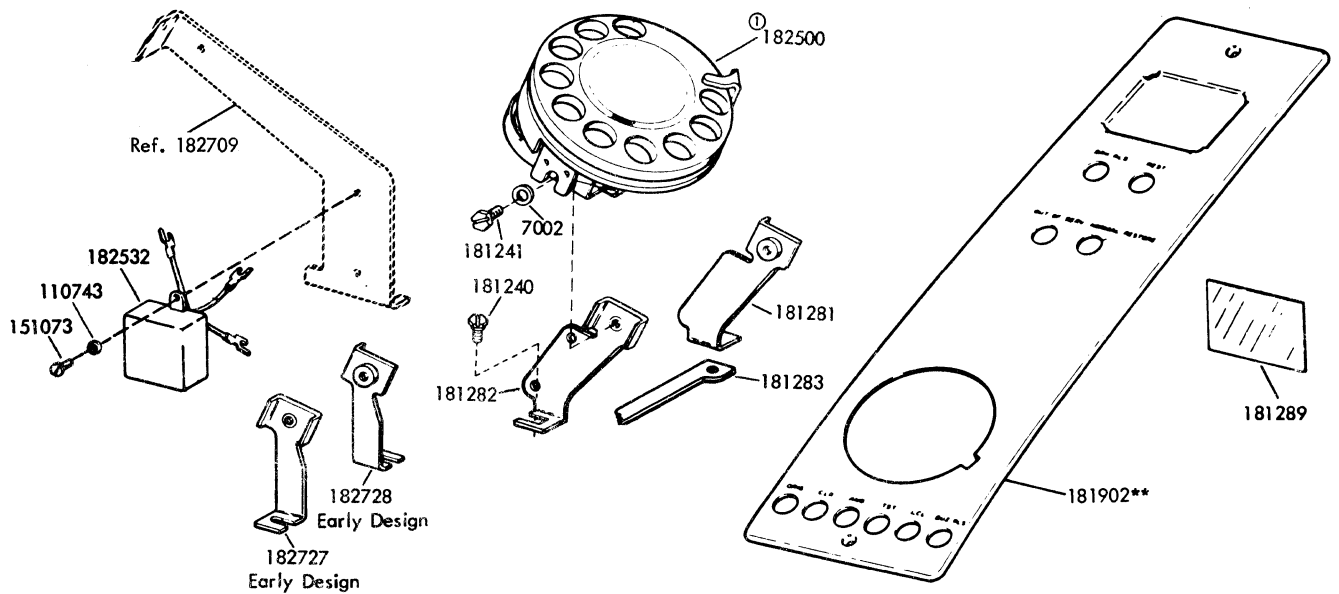
NOTE: Modification Kits 195927 and 193488 are no longer available. They are replaced by 186602 and 186603, respectively.

Manual 12-button
TOUCH-TONE and Card Dial

Part of 186602 (less Dialer) and 186603 (with Dialer)
Modification Kits (Specification 501405)

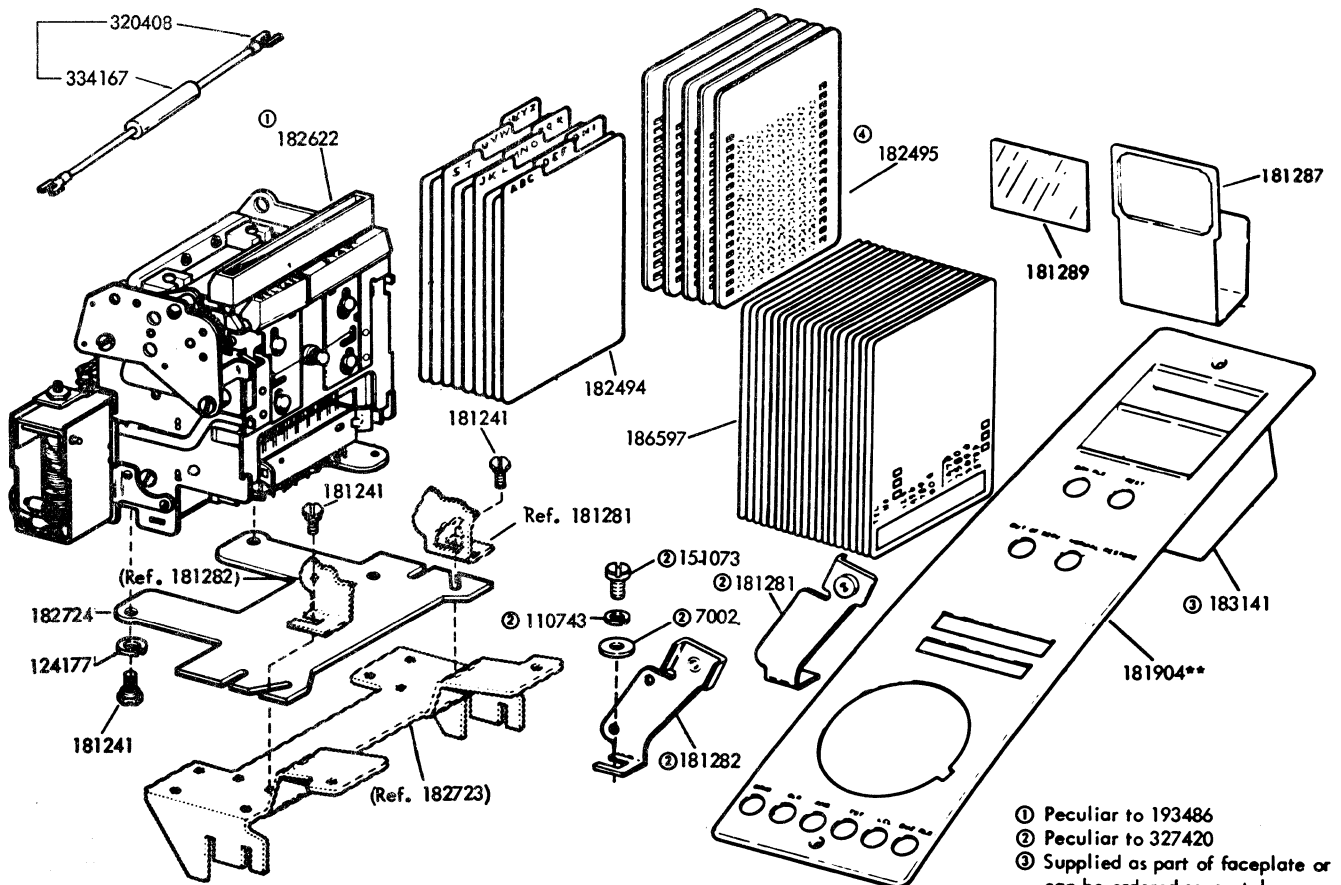
- ① Peculiar to 186603
- ② Part of 182686
- **Refer to page 1 for finish suffix

FIGURE 19. 186602 AND 186603 DIAL MODIFICATIONS



Rotary Dial Part of 193489 (with Dialer) and 195926 (less Dialer) Modification Kits (Specification 501565)

① Peculiar to 193489



DC Card Dial Part of 193486 (with Dial) and 195924 (less Dial) Modification Kits (Specification 501645) and 327420 (less Dial) Modification Kit (Specification 501565)

- ① Peculiar to 193486
- ② Peculiar to 327420
- ③ Supplied as part of faceplate or can be ordered separately
- ** Refer to page 1 for finish suffix
- ④ Replaced by 186597

FIGURE 20. 193486, 193489, 195924, 195926 AND 327420 DIAL MODIFICATIONS

KEY ASSEMBLY PART LOCATION TABLE								
POSITION		182581	182582					182589
F	Plunger Switch		182559 182562					182559
E	Plunger Switch	182667 182562	182559 182561					182559 182562
D	Plunger Switch	182667 181638	182559 182562					182559 182562
C	Plunger Switch	182667	182559 182562					182559
B	Plunger Switch	182667 182562	182559 182562					182559
A	Plunger Switch		182559 182562					182559 182562
Plunger Spring								
		182554	182554					182554
Lockout								
			182556					182556
Latch Bar								
			182666					182666
Latch Spring								
			182535					182535
Bracket								
		181637	182557					182557

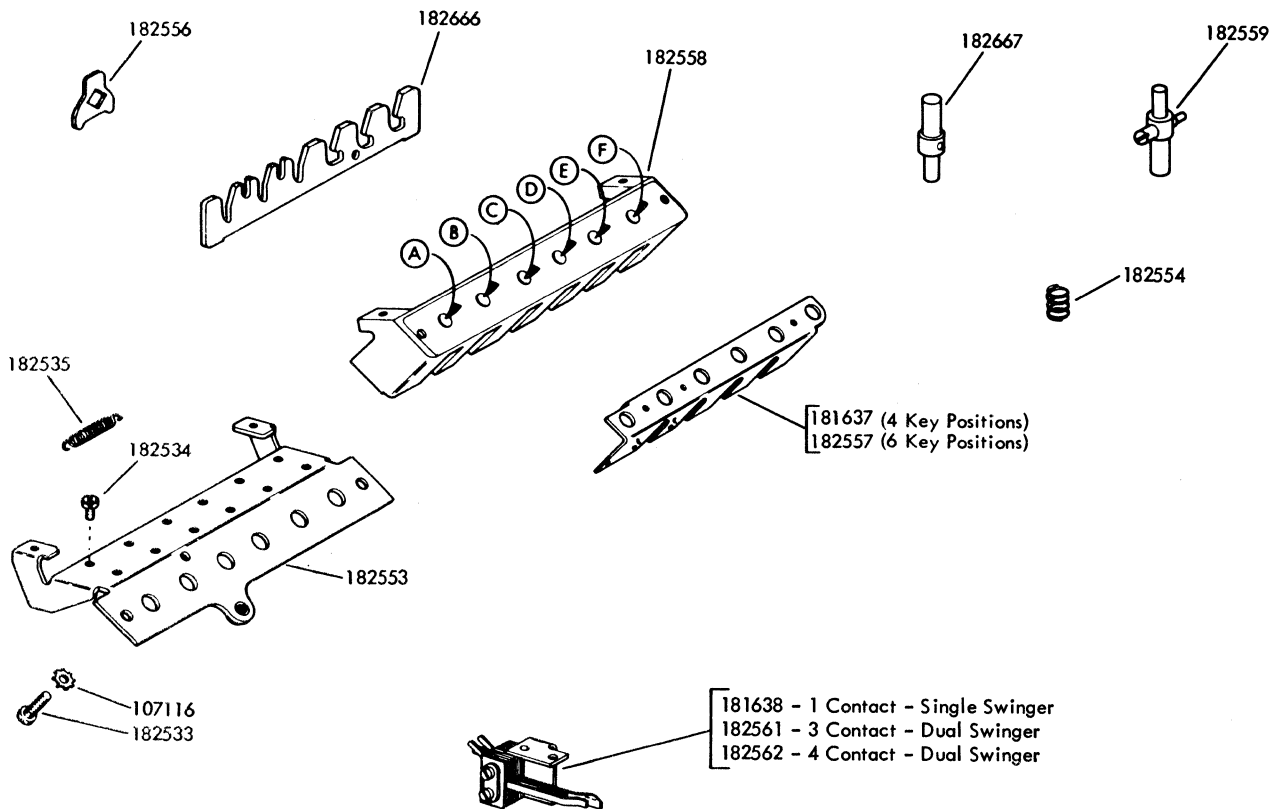


FIGURE 21. KEY ASSEMBLIES

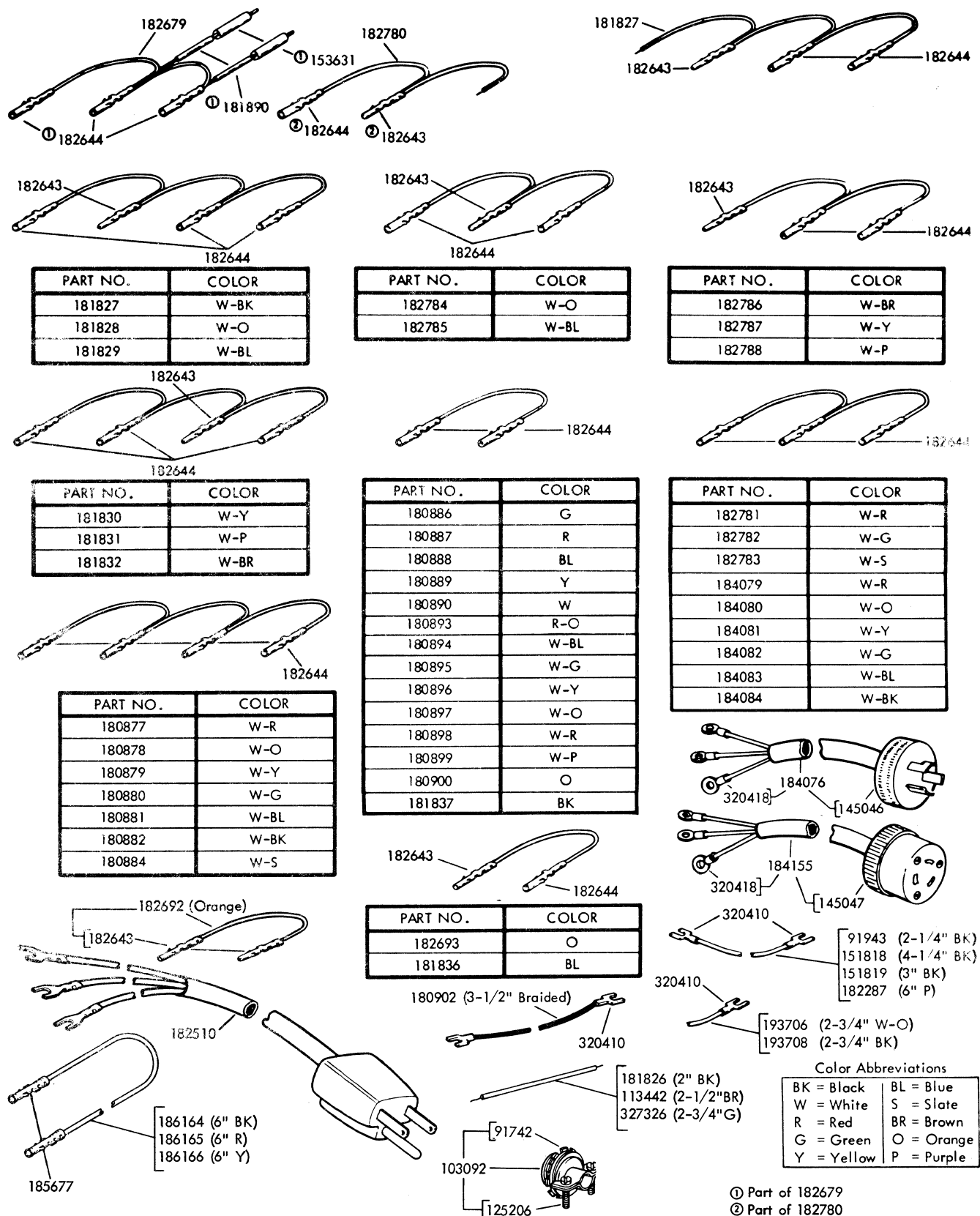
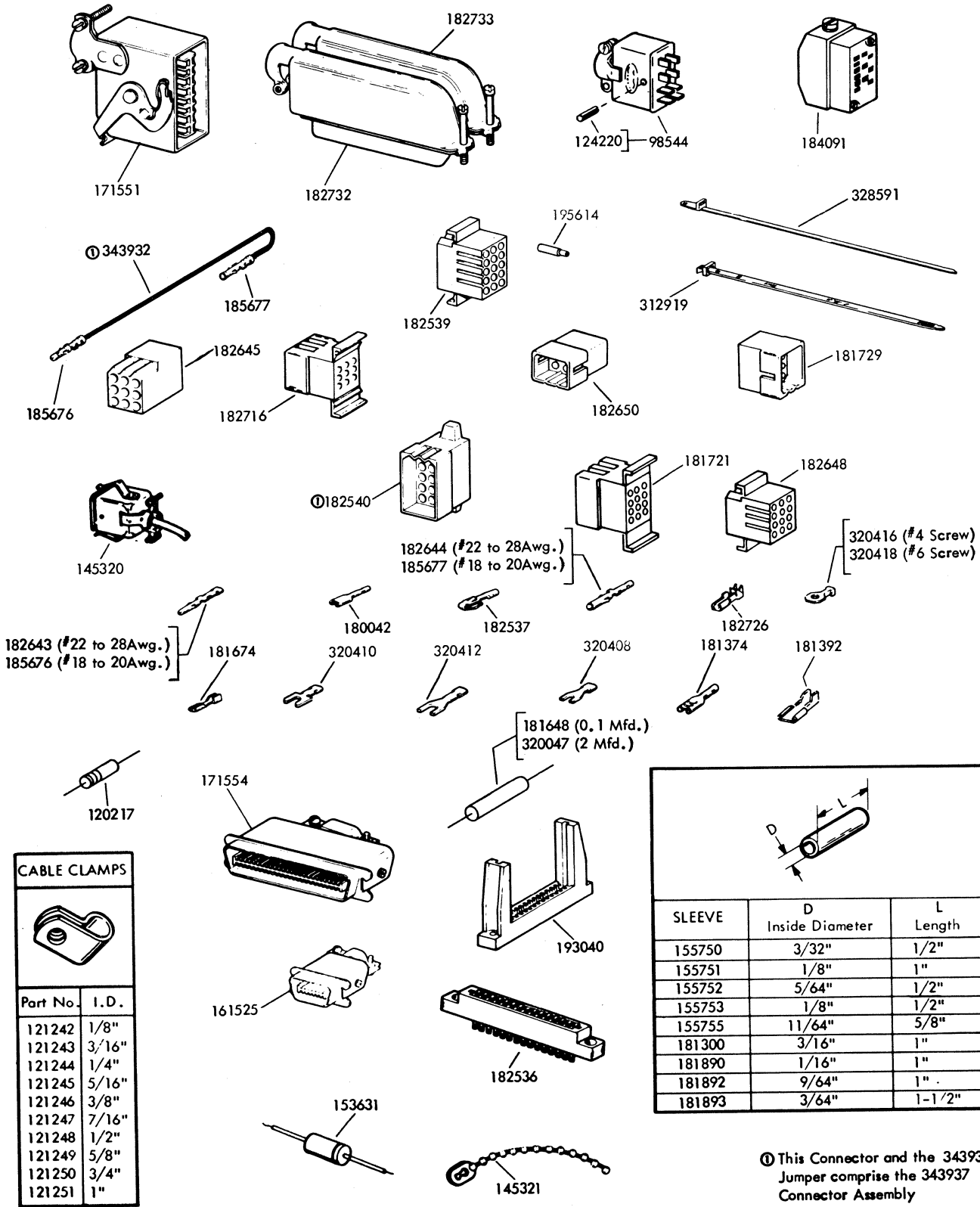


FIGURE 22. POWER CORDS AND JUMPERS



CABLE CLAMPS	
Part No.	I.D.
121242	1/8"
121243	3/16"
121244	1/4"
121245	5/16"
121246	3/8"
121247	7/16"
121248	1/2"
121249	5/8"
121250	3/4"
121251	1"

SLEEVE		
	D Inside Diameter	L Length
155750	3/32"	1/2"
155751	1/8"	1"
155752	5/64"	1/2"
155753	1/8"	1/2"
155755	11/64"	5/8"
181300	3/16"	1"
181890	1/16"	1"
181892	9/64"	1"
181893	3/64"	1-1/2"

Ⓞ This Connector and the 343932 Jumper comprise the 343937 Connector Assembly

FIGURE 23. CABLE COMPONENTS

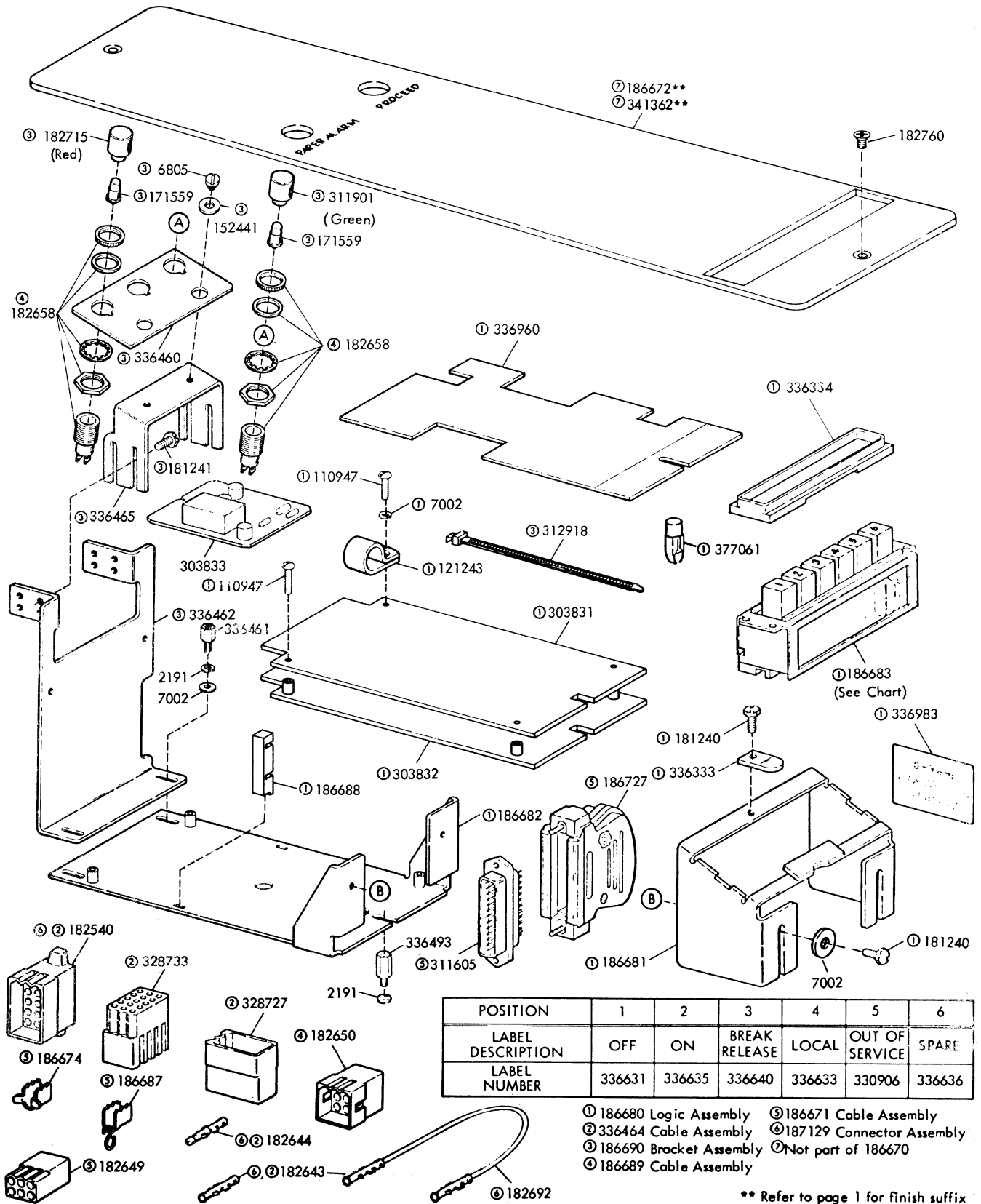


FIGURE 24. 186670 MODIFICATION KIT TO PROVIDE PRIVATE LINE

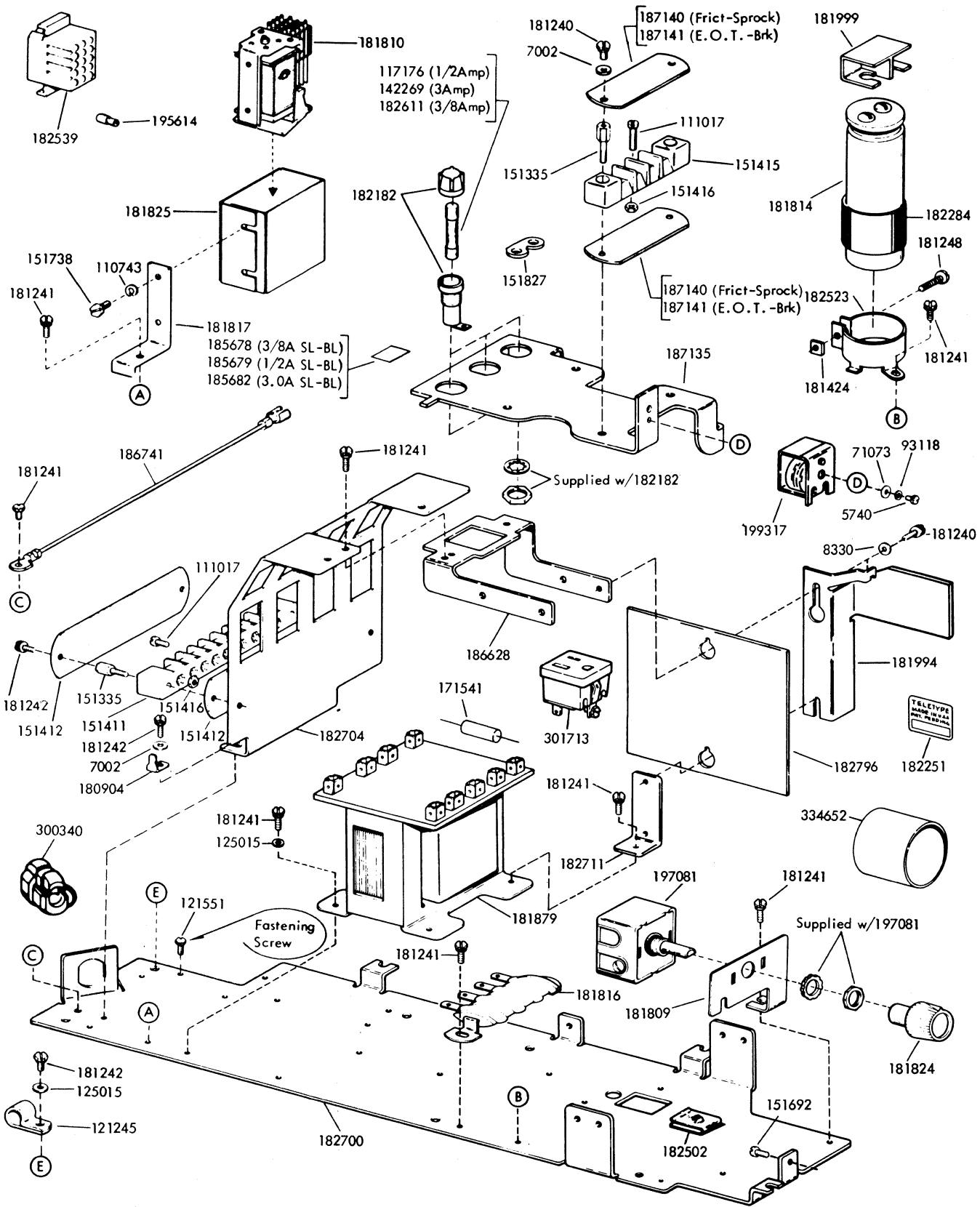


FIGURE 25. BASE PLATE AND ELECTRICAL COMPONENTS FOR PRIVATE WIRE SERVICE

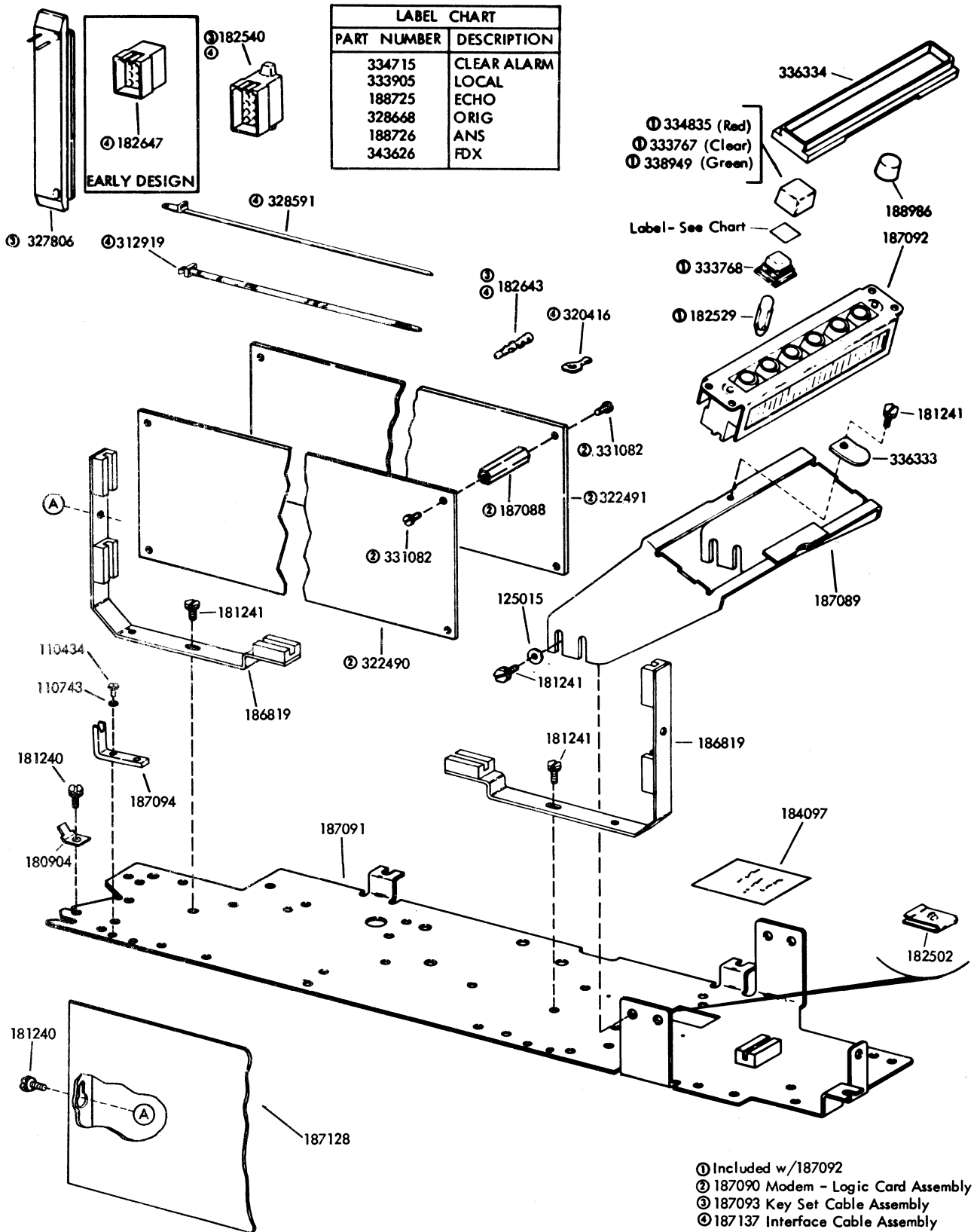


FIGURE 26. CALL CONTROL W/MODEM - LOGIC CARDS

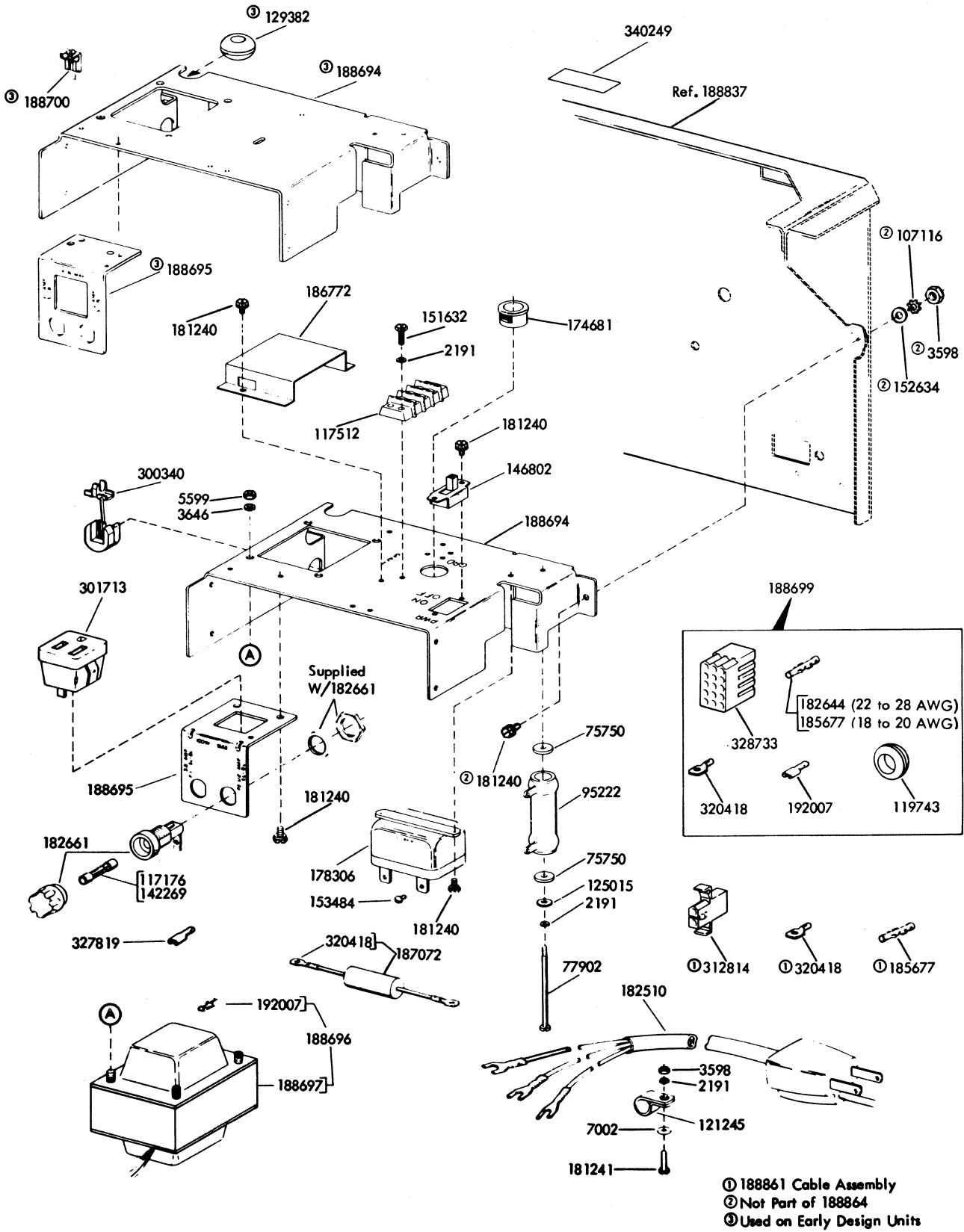


FIGURE 27. 188865 POWER SUPPLY ASSEMBLY

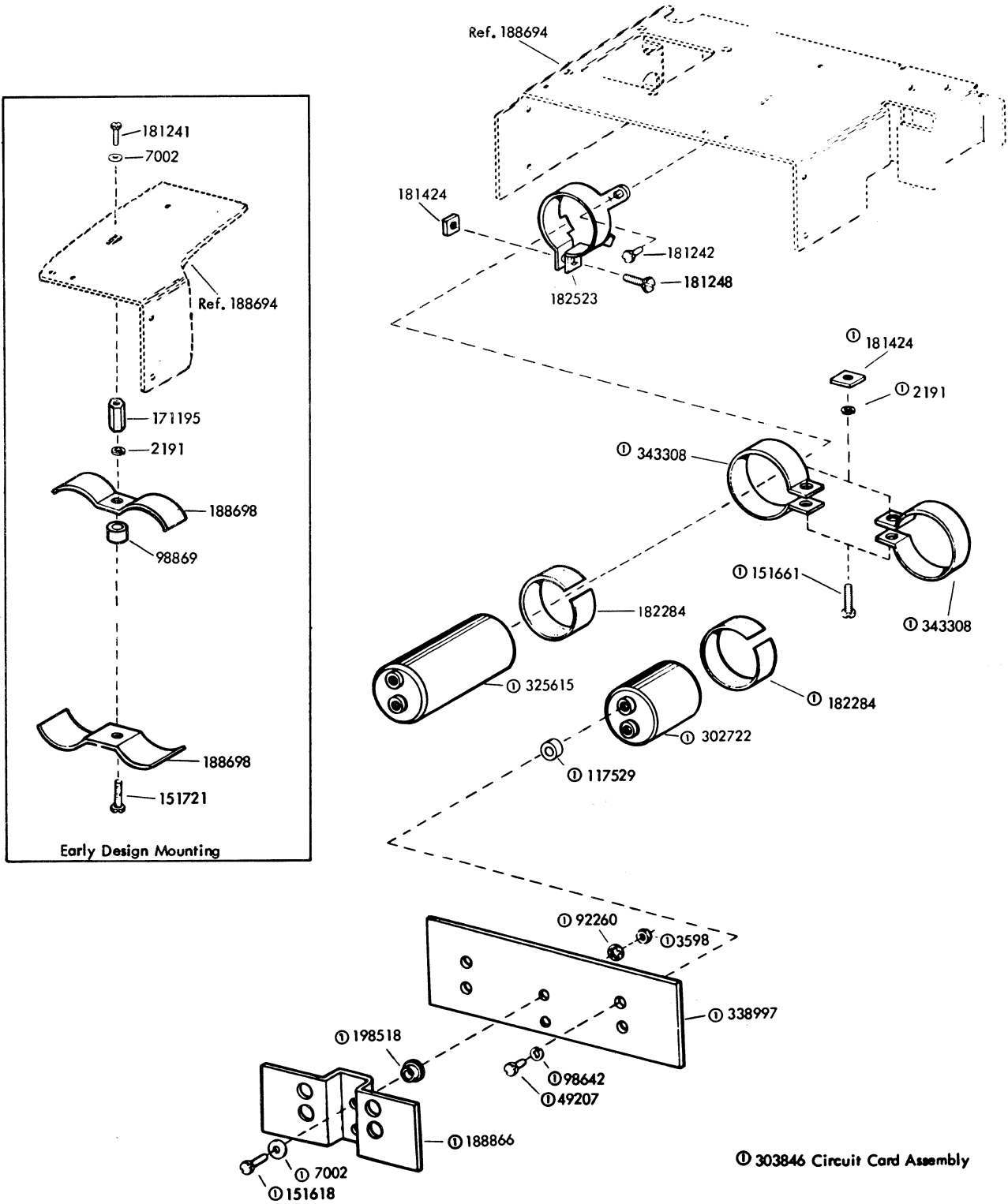


FIGURE 28. 188865 POWER SUPPLY ASSEMBLY (Continued)

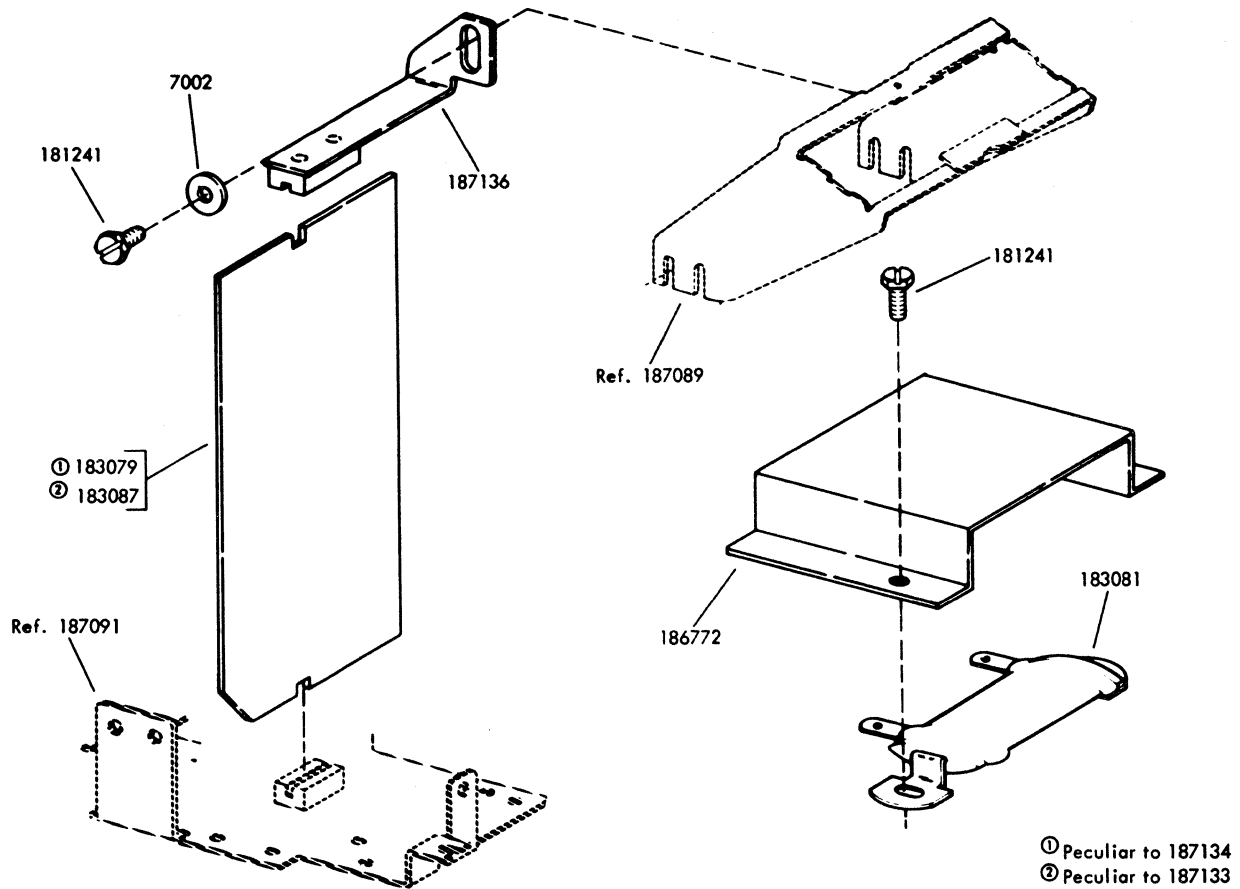


FIGURE 29. 187133 (MANUAL) AND 187134 (AUTOMATIC) READER CARD SET OF PARTS

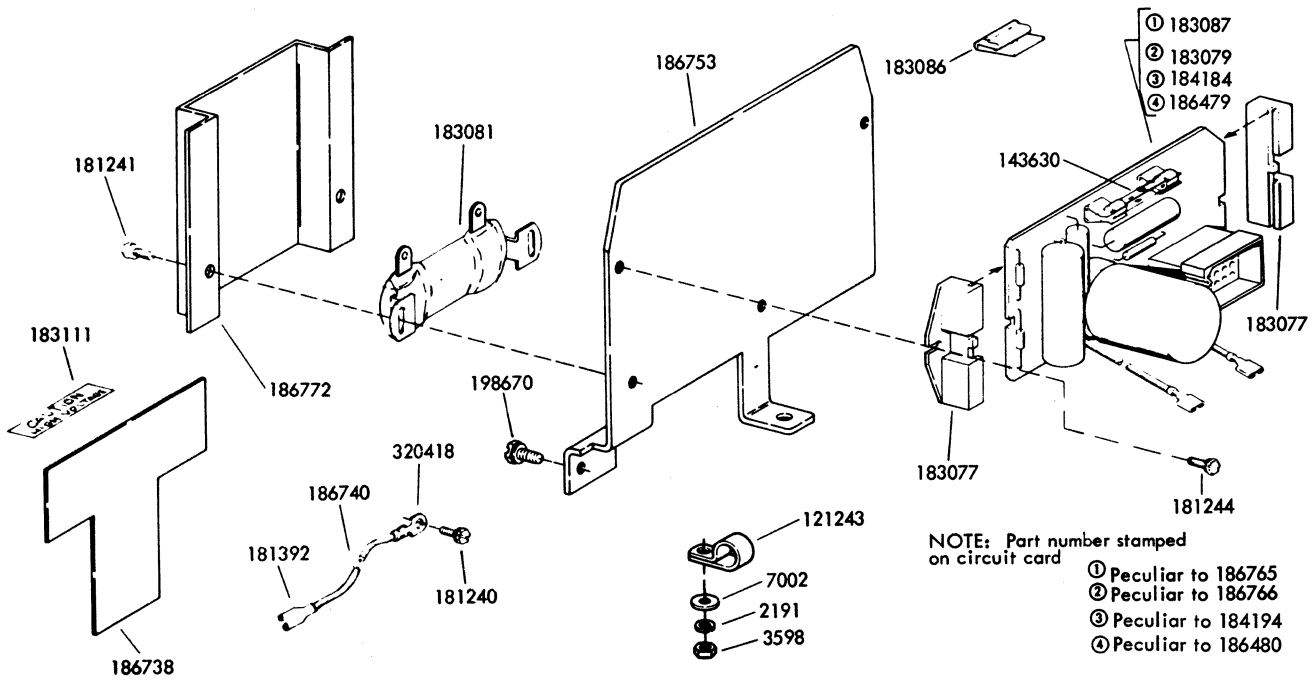


FIGURE 30. 186765 (MANUAL), 186766 (AUTOMATIC), 184194 AND 186480 POWER PACK ASSEMBLIES

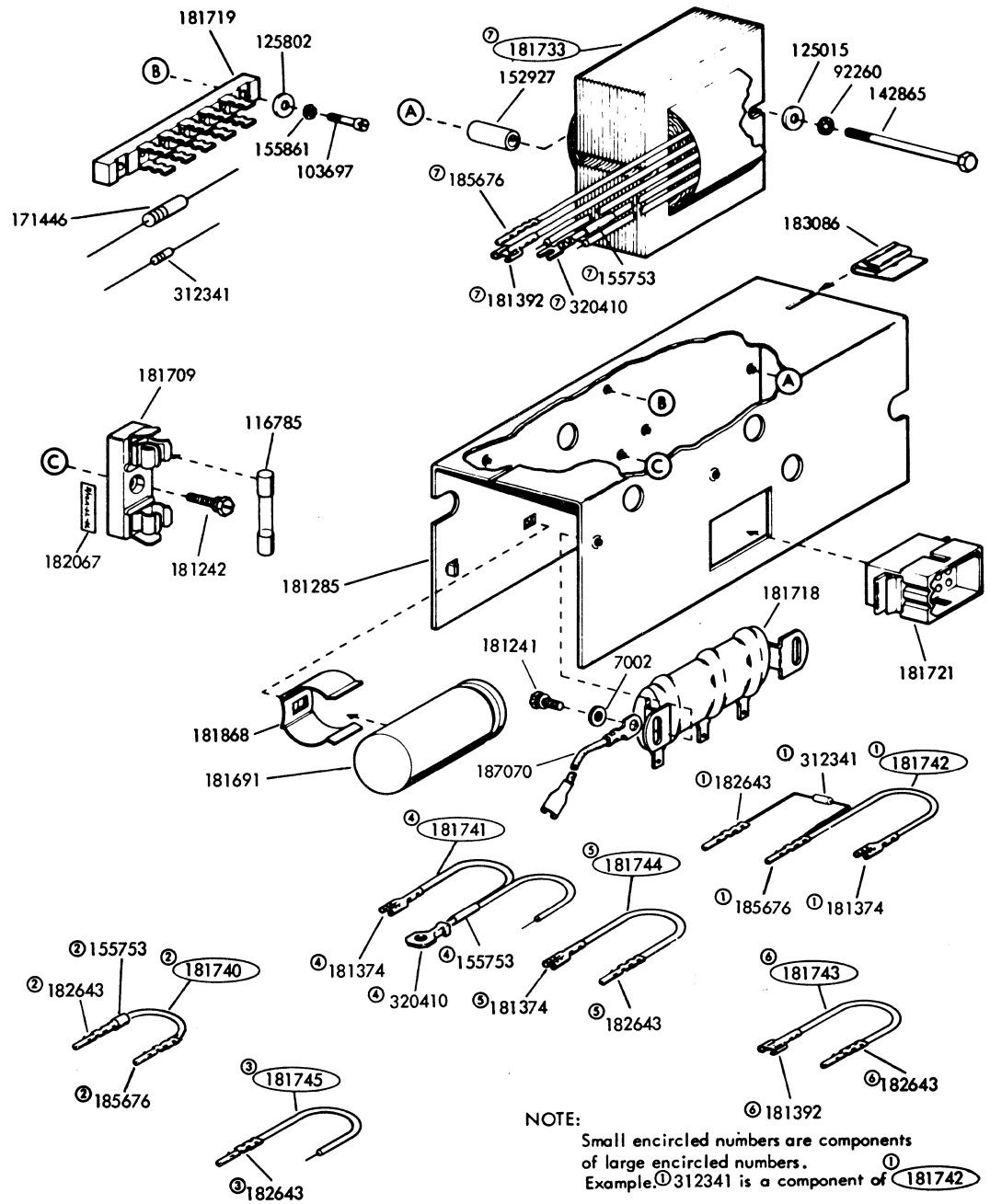


FIGURE 31. 181720 POWER PACK ASSEMBLY

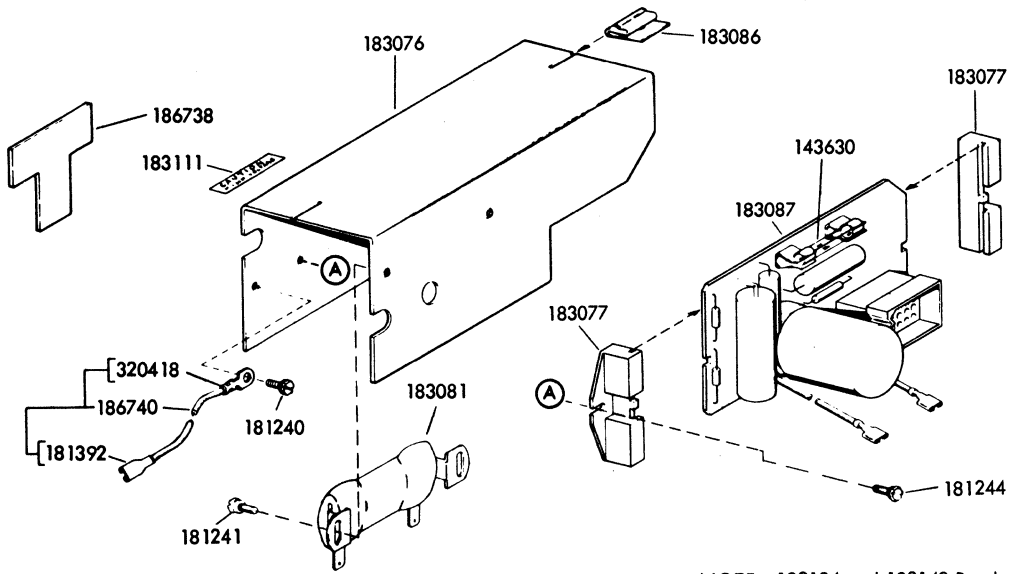


FIGURE 32. 182134 AND 182149 READER POWER PACK ASSEMBLY

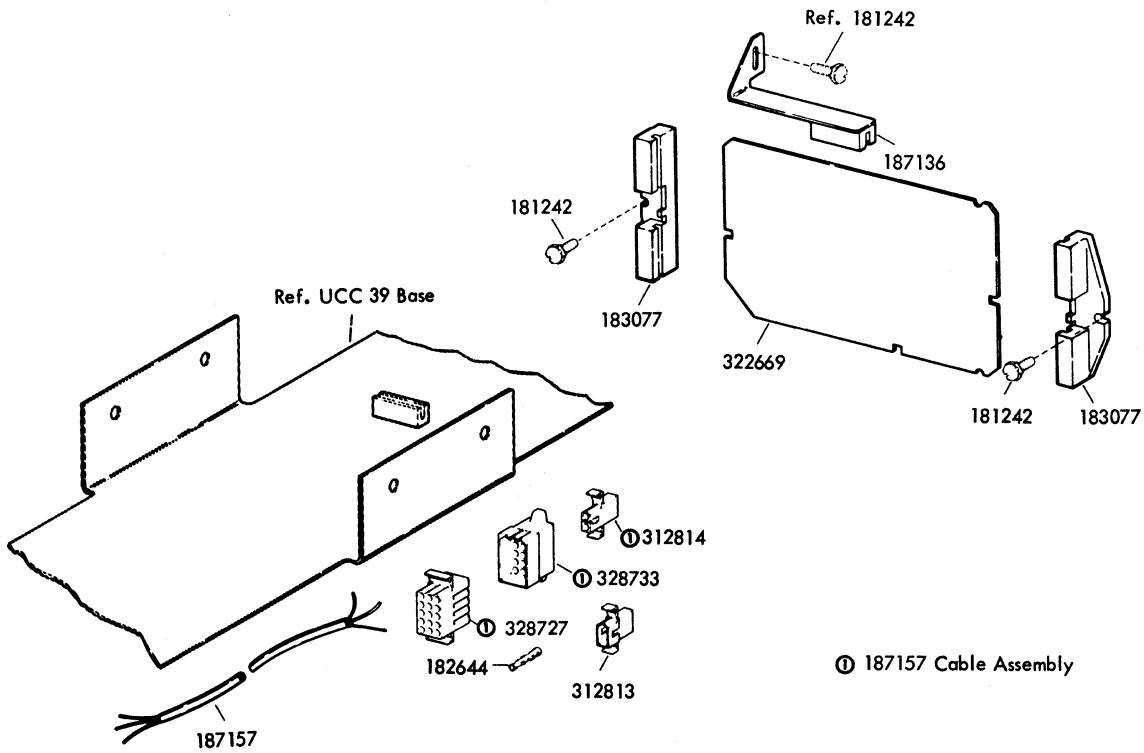


FIGURE 33. 187156 MODIFICATION KIT TO ADD 20/60 MA DC INTERFACE

NUMERICAL INDEX

Part Number	Description and Page Number	Part Number	Description and Page Number	Part Number	Description and Page Number
1010	Screw, 6-40 Shoulder 16	110434	Screw, 4-40 x 3/16 Fil 27	143613	Lamp, 14V Incandescent 2,16,18
1018	Screw, 3-48 x 5/16 Fil 4	110435	Nut, 4-40 Hex 17	143630	Fuse, .75 Amp 30,32
1028	Screw, 4-40 x 1/4 Fil 3	110743	Lockwasher 2,3,5,6,7,13, 16,17,21,26,27	144590	Screw, 6-40 x 1-3/8 Fil 4
1207	Screw, 4-36 x 5/16 Flat 16	110947	Screw, 6-32 x 13/16 Rd 25	145046	Connector, 3 Pt Plug 23
2191	Lockwasher 2 to 5,9 to 13, 15,17,18,25,28,29,30	111017	Screw, 6-40 x 5/16 Fil 3, 5 to 10,13,26	145047	Connector, 3 Pt Receptacle 23
2846	Washer, Flat 11	111647	Resistor, 1,000 Ohm 3	145320	Connector, 4 Pt Receptacle 24
3598	Nut, 6-40 Hex 4,5,6,8,9 10,13,17,28,29,30	112485	Screw, 6-32 x 1/4 Fil 2,18	145321	Tie, Cable 24
3606	Nut, 6-40 Hex 4,12	112620	Screw, 4-40 x 1/2 Hex 3,17	146802	Switch SP-ST Slide 28
3640	Lockwasher 11,16	113442	Jumper, 2-1/2" Brown 23	150710	Screw, 6-40 x 1-1/4 Fil 9 17
3646	Lockwasher 9,28	115594	Nut, Speed 16	150966	Insulator, Terminal 3
3649	Washer, Flat 4,6	116785	Fuse, .3 Amp 31	150978	Screw, 6-40 x 1-1/8 Fil 4
5599	Nut, 8-32 Hex 9,28	117176	Fuse, SL-BL 0.5 Amp 2,6, 8,18,26,28	150982	Screw, 4-40 x 7/16 Fil 3
5740	Screw, 2-56 x 1/4 Fil 26	117512	Block, Terminal 28	151073	Screw, 4-40 x 5/32 Fil 21
6347	Screw, 6-32 x 3/8 Rd 14	117529	Spacer, .281" Thk 29	151152	Screw, 4-40 x 3/16 Hex 16
6805	Screw, 6-40 Shoulder 15, 16,25	119743	Grommet, Rubber 28	151335	Stud 3,5,6,8,9,10,13,26
7001	Washer, Flat 12,17	120167	Fuse, SL-BL 3.2 Amp 6,8,13	151411	Block, Terminal 5,6,8,9, 10,13,26
7002	Washer, Flat 2 to 13,15, 17,21,25,26,28,29,30,31	120217	Resistor, 1200 Ohm 24	151412	Insulator, Terminal 5,6, 8,9,10,13,26
8330	Washer, Flat 6,9,10,13, 17,26	121242	Clamp, 1/8 ID Cable 24	151415	Block, Terminal 3,26
42823	Washer, Flat 5,6,13	121243	Clamp, 3/16 ID Cable 24, 25,30	151416	Nut, 6-40 Hex 3,5,6,8,9, 10,13,26
49054	Screw, 2-56 x 3/16 Flat 11	121244	Clamp, 1/4 ID Cable 14,24	151442	Screw, 6-40 x 1/2 Hex 4, 9,11,13,17
49207	Screw, 10-32 x 9/16 Rd 29	121245	Clamp, 5/16 ID Cable 7,9, 24,26,28	151618	Screw, 6-40 x 7/16 Fil 13, 29
70072	Lockwasher 4	121246	Clamp, 3/8 ID Cable 24	151630	Screw, 6-40 x 1/4 Hex 2
71073	Washer, Flat 17,26	121247	Clamp, 7/16 ID 7,24	151632	Screw, 6-40 x 3/8 Hex 8
75750	Washer, Insulating 3,28	121248	Clamp, 1/2 ID Cable 24	151660	Screw, 6-40 x 7/8 Fil 6, 12
77362	Resistor, 350 Ohm 3	121249	Clamp, 5/8 ID Cable 24	151661	Screw, 6-40 x 1 Fil 29
77902	Screw, 6-40 x 2-3/8 Rd 3, 28	121250	Clamp, 3/4 ID Cable 24	151685	Screw, 4-40 x 5/16 Fil 14
87993	Screw, 6-40 x 5/32 Fil 20	121251	Clamp, 1 ID Cable 24	151687	Screw, 4-40 x 7/16 Fil 11
90787	Screw, 4-40 x 3/8 Hex 2	121551	Screw, 8-32 x 1/4 Hex 2, 3,7,9,10,26	151692	Screw, 6-40 x 3/16 Fil 7,10,26
91742	Locknut 23	124177	Lockwasher 4,6,7,17,20,21	151693	Screw, 6-40 x 9/16 Fil 4
91943	Jumper, 2-1/4" Black 23	124220	Pin, Drive 24	151721	Screw, 6-40 x 3/4 Hex 29
92260	Lockwasher 2,13,29,31	125011	Washer, Flat 2,3,16,17	151731	Screw, 4-40 x 7/8 Fil 5, 6,13
93117	Lockwasher 17	125015	Washer, Flat 3,4,6 to 9,17, 26,27,28,31	151734	Screw, 4-40 x 3/8 Hex 16
93118	Lockwasher 26	125205	Screw, 6-40 x 7/16 Fil 17	151738	Screw, Spl 7,26
95222	Resistor, 40 Ohm 28	125206	Screw, 6-32 x 5/8 Fil 23	151818	Jumper, 4-1/4" Black 23
96717	Screw, 4-40 Shoulder 2	125802	Washer, Flat 31	151819	Jumper, 3" Black 23
98544	Connector, 8 Pt Plug 24	129382	Grommet, Rubber 28	151827	Strap, Terminal 5,13,26
98642	Lockwasher 29	138538	Fuse, SL-BL 2 Amp 8,13		
98726	Screw, 3-48 x 1/4 Fil 4	142269	Fuse, SL-BL 3 Amp 8,9,10 26,28		
98869	Spacer 29	142669	Fuse, SL-BL 3 Amp 28		
103092	Connector, Cord 23	142865	Screw, 6-40 x 2-1/32 Hex 31		
103469	Screw, 4-40 Spl 11				
103697	Screw, 4-40 x 7/16 Fil 31				
107116	Lockwasher 4,22,28				

NUMERICAL INDEX (Continued)

Part Number	Description and Page Number	Part Number	Description and Page Number	Part Number	Description and Page Number
152441	Washer, Flat 15,16,25	180042	Terminal, Tab Type 24	181241	Screw w/Lockwasher, 6-40 x 1/4 Hex 2 to 13,16 to 21, 25 to 32
152634	Washer, Flat 16,28	180586	Sleeve, 5/32 ID x 21/32" Lg Insulating 17	181242	Screw w/Lockwasher, 6-40 x 5/16 Hex 7 to 11, 26, 29,31,32
152893	Screw, 4-40 x 1/4 Hex 2,3	180877	Jumper, 2-3/4" White-Red 23	181243	Screw w/Lockwasher, 6-40 x 3/8 Hex 6
152927	Bushing 31	180878	Jumper, 2-3/4" White-Orange 23	181244	Screw w/Lockwasher, 6-40 x 7/16 Hex 30,32
153484	Screw, 6-32 Spl 3,13,28	180879	Jumper, 2-3/4" White-Yellow 23	181245	Screw w/Lockwasher, 6-40 x 3/8 Hex 9
153631	Network, Spark Suppression 5,13,23,24	180880	Jumper, 2-3/4" White-Green 23	181248	Screw w/Lockwasher, 6-40 x 7/8 Hex 7,17,26,29
153799	Screw, 4-40 x 21/64 Hex 3	180881	Jumper, 2-3/4" White-Blue 23	181263	Timer, Hour 6
154173	Plate 16	180882	Jumper, 2-3/4" White-Black 23	181264	Bracket 6,13
155750	Sleeve, 3/32 ID x 1/2" Lg Insulating 11,17,24	180884	Jumper, 2-3/4" White-Slate 23	181265	Timer w/Terminals 6
155751	Sleeve, 1/8 ID x 1" Lg Insulating 11,24	180886	Jumper, 2-1/2" Green 23	181266	Bushing, Insulating 17
155752	Sleeve, 5/64 ID x 1/2" Lg Insulating 24	180887	Jumper, 2-1/2" Red 23	181276	Nameplate 6,13
155753	Sleeve, 1/8 ID x 1/2" Lg Insulating 24,31	180888	Jumper, 2-1/2" Blue 23	181281	Bracket, Right 21
155755	Sleeve, 11/64 ID x 5/8" Lg Insulating 11,17,24	180889	Jumper, 2-1/2" Yellow 23	181282	Bracket, Left 21
155861	Lockwasher 31	180890	Jumper, 2-1/2" White 23	181283	Spacer, .065" Thk 3,21
156450	Screw, 2-56 x 1/2 Fil 17	180893	Jumper, 2-1/2" Red-Orange 23	181285	Cover, Mounting 31
156880	Jumper, 2-3/8" Black 14	180894	Jumper, 2-1/2" White-Blue 23	181287	Holder, Card 20,21
159404	Post 11	180895	Jumper, 2-1/2" White-Green 23	181289	Window, Plastic 19,20,21
159597	Washer, Flat 2	180896	Jumper, 2-1/2" White-Yellow 23	181292	Window, Plastic 19,20
159931	Clamp 6,7	180897	Jumper, 2-1/2" White-Orange 23	181297	Cover, Insulating 5,6,8, 9,10
159932	Keeper 6,7	180898	Jumper, 2-1/2" White-Red 23	181300	Sleeve, 3/16 ID x 1" Lg Insulating 24
160859	Terminal 4,9,17	180899	Jumper, 2-1/2" White-Purple 23	181374	Terminal, Tab Type 24,31
161525	Connector, 14 Pt Plug 24	180900	Jumper, 2-1/2" Orange 23	181392	Terminal, Tab Type 10,24, 30,31,32
162360	Fuse, SL-BL .8 Amp 6,9,13	180902	Jumper, 3-1/2" Braided 23	181424	Nut, 6-40 Sq 7,9,17,26,29
165168	Key 11	180904	Tab, Terminal 5,6,8,9, 12,26,27	181631	Strip Assembly, Lamp 2
171195	Post 29	181106	Plate, Baffle 16	181632	Button Assembly 2
171441	Resistor, 560 Ohm 11	181107	Bracket 16	181637	Bracket 22
171446	Resistor, 120 Ohm 31	181196	Ring, Retainer 7	181638	Contact Assembly 22
171536	Resistor, 2,250 Ohm 5	181204	Washer, Flat 11	181645	Dial, Rotary 2
171541	Diode 26	181240	Screw w/Lockwasher, 6-40 x 3/16 Hex 2,6,8,9,10,12, 13,15,17,18,21,25,26,27, 28,30,32	181648	Capacitor, .1 MFD 24
171551	Connector, 16 Pt Plug 24			181661	Buzzer, 115V AC 2
171554	Connector, 50 Pt Plug 24			181672	Relay, Power 4
171559	Lamp, 28V Incandescent 11,15,25			181674	Terminal, Tab Type 24
171593	Fuse, .5 Amp 8			181675	Transistor, Power 4,9,13, 17
174681	Bushing, Snap 28			181691	Capacitor, 150 MFD 31
177113	Insulator 4,9,13,17			181709	Holder, Fuse 31
178306	Relay, Power 13,28			181718	Resistor, 2,000-10,000 Ohm 31
178535	Suppressor, Spark 3,13				
178831	Connector, 2 Pt Receptacle 2,6,8,9,10,18				
178832	Plate, Adapter 2,6,8,9,10, 18				
178883	Resistor, 1,500 Ohm 5				

NUMERICAL INDEX (Continued)

Part Number	Description and Page Number	Part Number	Description and Page Number	Part Number	Description and Page Number
181719	Strip, Terminal 31	181882	Bracket, Switch 9	182533	Screw, 6-32 x 5/16 Rd 22
181720	Power Supply 1,31	181890	Sleeve, 1/16 ID x 1" Lg	182534	Screw, 4-40 Spl 22
181721	Connector, 12 Pt Plug Type 24, 31	181892	Insulating 23,24	182535	Spring 22
181729	Connector Assembly 24	181892	Sleeve, 9/64 ID x 1" Lg	182536	Connector, 15 Pt Circuit Card 4,6,17,24
181733	Transformer 31	181893	Insulating 24	182537	Terminal, Tab Type 24
181740	Cable Assembly 31	181893	Sleeve, 3/64 ID x 1-1/2" Lg Insulating 5,24	182539	Connector, 15 Pt Recep- tacle Type 5,6,8,10,13,2+, 26
181741	Cable Assembly 31	181901**	Faceplate 20	182540	Connector, 15 Pt Plug Type 14,24,25,27
181742	Cable Assembly 31	181902**	Faceplate 21	182553	Plate, Base 22
181743	Cable Assembly 31	181903**	Faceplate 19	182554	Spring, Compression 22
181744	Cable Assembly 31	181904**	Faceplate 21	182556	Lockout 22
181745	Cable Assembly 31	181906**	Faceplate 19	182557	Bracket 22
181809	Bracket, Switch 7,10,26	181994	Bracket, Guide 8,26	182558	Frame 22
181810	Relay 7,26	181999	Insulator 7,17,26	182559	Plunger 22
181814	Capacitor, 250 MFD 7,26	182044	Modification Kit 6	182561	Contact Assembly 22
181815	Driver Assembly, Selector Magnet 1,17	182065	Plate, Identification 8,9	182562	Contact Assembly 22
181816	Resistor, 4,200 Ohm 7,26	182066	Plate, Identification 9	182563	Plate w/Bracket 2
181817	Bracket 7,26	182067	Nameplate 31	182565	Bracket 2
181818	Cable Assembly 17	182134	Power Pack 1,32	182566	Bracket, Left 2
181819	Connector, 15 Pt Circuit Card 12,13,15,17	182149	Power Pack 1,32	182569	Clamp 5
181821	Card, Circuit 17	182162	Post 4	182571	Screw, 6-40 Shoulder 2
181822	Bracket 17	182173	Spacer 9	182576	Bracket, Right 2
181824	Knob, Gray Pointer 7,9,10, 16,26	182180	Resistor, 200 Ohm 19,20	182577	Bracket 2
181825	Cover, Relay 7,26	182182	Holder, Fuse 2,6,8,9,10, 13,18,26	182581	Key Assembly 22
181826	Jumper, 2" Black 23	182184	Fuse, 2.8 Amp 8,9	182582	Key Assembly 22
181827	Jumper, 2-3/4" White- Black 23	182193	Insulator 3	182589	Key Assembly 22
181828	Jumper, 2-3/4" White- Orange 23	182251	Plate, Identification 4, 17,26	182611	Fuse, SL-BL 3/8 Amp 5,6, 8,10,26
181829	Jumper, 2-3/4" White- Blue 23	182284	Insulator, .015" Thk 7, 17,26,29	182615	Pad 5
181830	Jumper, 2-3/4" White- Yellow 23	182287	Jumper, 6" Purple 6,23	182619	Screw, 6-40 Shoulder 16
181831	Jumper, 2-3/4" White- Purple 23	182489	Modification Kit 1,19	182620	Dial, Touch-Tone 19
181832	Jumper, 2-3/4" White- Brown 23	182494	Card Set, Index 20,21	182621	Dial, Touch-Tone Card 20
181836	Jumper, 4-1/2" Blue 23	182495	Card Set, Dialing 20,21	182622	Dial, DC Card 21
181837	Jumper, 4-1/2" Black 23	182500	Dial, Rotary 21	182630	Card, Circuit 12,17
181840	Nameplate 8	182501	Capacitor, 1,5000 MFD 4,9, 17	182643	Terminal, Plug Type 5,10, 14,17,23,24,25,27,31
181842	Nameplate 8	182502	Nut, No. 14 Speed 2,3,7, 9,10,12,26,27	182644	Terminal, Receptacle Type 5,10,14,23,24,25,28,32
181844	Nameplate 8,9	182503	Ringer w/Terminals 16	182645	Connector, 9 Pt Receptacle Type 24
181845	Nameplate 6,8	182510	Cord, Power 23,28	182647	Connector, 12 Pt Plug Type 27
181857	Plate 9	182520	Rectifier 6,8	182648	Connector, 12 Pt Recep- tacle Type 24
181868	Clip, Speed 31	182523	Clamp, 1-3/8" ID Mounting 7,9,17,26,29	182649	Connector, 6 Pt Receptacle Type 25
181879	Transformer, Power 8,26	182524	Button Assembly 3		
		182527	Screw, 4-40 Shoulder 2		
		182529	Lamp, 10V 2,3,27		
		182532	Filter 21		

NUMERICAL INDEX (Continued)

Part Number	Description and Page Number	Part Number	Description and Page Number	Part Number	Description and Page Number
182650	Connector, 6 Pt Plug Type 24, 25	182723	Bracket 3,21	183086	Clip 30,31,32
182653	Knob 16	182724	Plate, Dial 21	183087	Card, Circuit 30,32
182657	Transformer, Power 6	182725	Plate, Tone Dialer 20	183111	Label 13,17,30,32
182658	Socket, Lamp 2,11,16,18, 25	182726	Terminal, Receptacle Type 17,24	183141	Holder, Card 20,21
182660	Switch, Pushbutton 15,16	182727	Bracket, left 21	183511	Plate, Pilot 16
182661	Holder, Fuse 5,28	182728	Bracket, Right 21	183512	Bracket, Switch 16
182666	Bar, Latch 22	182729	Link, Ringer 16	183524	Button, Turn 2,16,18
182667	Plunger 22	182730	Bracket, Support 3	183525	Washer, Flat 2,16,18
182669	Relay, Power 3	182731	Post 6,12	183526	Ring, Retaining 2,16,18
182679	Jumper w/Spark Suppression 23	182732	Connector, 50 Pt Plug 24	183985	Driver Assembly, Selector Magnet 17
182682	Speaker, 2" 16	182733	Connector, 50 Pt Receptacle 24	184012	Driver Assembly, Selector Magnet 17
182683	Resistor, 50 Ohm 16	182750	Card, Amplifier Circuit 6	184076	Cable Assembly 23
182684	Strap 3	182760	Screw, 6-32 Spl 25	184079	Jumper, White-Red 23
182685	Strap 3	182761	Capacitor, 0.5 MFD 3	184080	Jumper, White-Orange 23
182686	Resistor Assembly 50,000 Ohm 19,20	182768	Bracket, Fuse 8	184081	Jumper, White-Yellow 23
182688	Switch, Turn Button 2,16, 18	182769	Block 11,16	184082	Jumper, White-Green 23
182692	Jumper, 2-1/4" Orange 23, 25	182780	Jumper, 2-1/4" White-Black 23	184083	Jumper, White-Blue 23
182693	Jumper, 2-1/4" Orange 23	182781	Jumper, 2-3/4" White-Red 23	184084	Jumper, White-Black 23
182695	Driver Assembly, Selector Magnet 1,17	182782	Jumper, 2-3/4" White-Green 23	184091	Connector, 12 Pt Plug 24
182700	Plate, Base 3,6,7,8,16, 17,26	182783	Jumper, 2-3/4" White-Slate 23	184097	Plate 27
182703	Bracket 17	182784	Jumper, 2-1/4" White-Orange 23	184155	Cable Assembly 23
182704	Bracket 6,8,10,26	182785	Jumper, 2-1/4" White-Blue 23	184161	Bracket 9
182706	Plate, Pilot 16	182786	Jumper, 2-1/4" White-Brown 23	184162	Connector, 22 Pt Circuit Card 9
182707	Bracket, Pilot 16	182787	Jumper, 2-1/4" White-Yellow 23	184166	Bracket 9
182708	Bracket, Left 3	182788	Jumper, 2-1/4" White-Purple 23	184168	Card, Circuit 9
182709	Bracket, Right 3,21	182789	Resistor, 200 Ohm 19,20	184169	Capacitor, 500-600 MFD 9
182710	Bracket, Upper 6,8,10	182791	Bracket 2,18	184171	Strip, Terminal 9
182711	Bracket, Lower 6,8,26	182793	Plate, Heat Sink 17	184184	Card Circuit 30
182713	Cap, Amber Lens 16	182794	Bracket 16	184193	Transformer 9
182714	Cap, White Lens 2,11,15, 16,18	182795	Switch, DP-DT 2,18	184194	Power Pack 1,30
182715	Cap, Red Lens 11,25	182796	Insulator, .032" Thk 6, 8,26	184209	Insulator 9
182716	Connector, 9 Pt Plug Type 17,24	182799	Capacitor, 20-30 MFD 19, 20	185676	Terminal, Plug Type 10, 17,24,31
182717	Board, Terminal 3	183076	Bracket, Rectifier 32	185677	Terminal, Receptacle Type 4,10,23,24,28
182718	Buzzer, 10V AC 3	183077	Clamp, Circuit Card 30,32	185678	Plate, Identification 5,6,8,26
182719	Bracket, Guide 6	183079	Card, Circuit 30	185679	Plate, Identification 2,6,8,18,26
182720	Bracket, Dial 19	183081	Resistor, 850 Ohm 30,32	185680	Plate, Identification 13
182721	Bracket 16			185682	Plate, Identification 8, 10,26
182722	Transformer w/Terminals 17			185683	Plate, Identification 6,8
				185688	Plate, Identification 6,13
				186000	Driver Assembly, Selector Magnet 1,17

NUMERICAL INDEX (Continued)

Part Number	Description and Page Number	Part Number	Description and Page Number	Part Number	Description and Page Number
186059	Terminal 4,9,13,17	186688	Block 25	188837	Plate 28
186060	Screw, 6-40 Shoulder 2	186689	Cable Assembly 25	188861	Cable Assembly 28
186164	Jumper, 6" Black 23	186690	Bracket Assembly, Lamp 25	188864	Power Supply 28
186165	Jumper, 6" Red 23	186727	Clamp 14,25	188865	Supply Assembly, Power 1,28,29
186166	Jumper, 6" Yellow 23	186738	Insulator 30,32	188866	Sink, Heat 29
186170	Bracket 8	186739	Cover 17	188986	Stop, Key Button 27
186224	Plate 2	186740	Jumper, 6" Green 30,32	192007	Terminal, Tab Type 6,10, 11,28
186318	Timer w/Terminals 6	186741	Jumper, 9" Green 6,7,9, 26	193040	Connector w/Guide Slot 24
186423	Insulator 12	186753	Bracket 30	193179	Lamp, 28V 11
186424	Plate 13	186765	Power Pack 1,30,32	193209	Connector, Receptacle Type 9
186425	Plate, Base 12	186766	Power Pack 1,30	193438	Strip, Lap 3
186426	Bracket 12,13	186768	Bracket, Fuse 6	193486	Modification Kit 1,21
186427	Bracket 12	186772	Cover 28,30	193487	Modification Kit 1,19
186431	Cable Assembly 13	186819	Bracket 27	193488	Modification Kit 20
186434	Transformer 12	187052	Cover 13	193489	Modification Kit 1,21
186438	Card, Circuit 12	187069	Barrier 4	193706	Jumper, 3" White-Orange 23
186439	Card, Circuit 12	187070	Jumper 31	193708	Jumper, 3" Black 23
186448	Timer Assembly 5	187072	Network 28	195614	Pin, Key 5,6,8,10,24,26
186463	Post 12	187088	Spacer 27	195618	Jumper, 5-1/4" White-Purple 5
186465	Timer Assembly 5	187089	Bracket 27,30	195924	Modification Kit 1,21
186479	Card, Circuit 30	187090	Card Assembly, Circuit 27	195926	Modification Kit 1,21
186480	Power Pack 1,30	187091	Plate, Base 27,30	195927	Modification Kit 20
186535	Bracket 13,15	187092	Key 27	195940	Stud 11
186595	Dial, Touch-Tone 19	187093	Cable Assembly 27	197028	Terminal 10
186596	Dial, Touch-Tone 20	187094	Bracket 27	197054	Jumper, 3" Black 10
186597	Card Set, Dialing 20,21	187128	Insulator 27	197081	Switch, 3 Positions 7,9, 16,26
186598**	Faceplate 19	187129	Connector Assembly 25	197464	Diode 11
186599**	Faceplate 20	187133	Set of Parts 1,30	197939	Switch, Pushbutton 11
186600	Modification Kit 1,19	187134	Set of Parts 1,30	198515	Card, Circuit 4
186601	Modification Kit 1,19	187135	Bracket 26	198517	Bracket 4
186602	Modification Kit 1,20	187136	Bracket 30,32	198518	Bushing, Insulating 4,9, 13,17,29
186603	Modification Kit 1,20	187137	Cable Assembly 27	198519	Insulator 4
186627	Logic Assembly 1,14	187140	Insulator 26	198520	Insulator, .062" Thk 4
186628	Bracket 6,8,10,26	187141	Insulator 26	198521	Bracket 4
186630	Modification Kit 1,15	187156	Modification Kit 1,32	198522	Clip, Spring 4,9
186637	Card, Circuit 14	187157	Cable Assembly 32	198528	Bracket 5
186645	Bracket 8	187276	Screw w/Lockwasher 6-40 x 1-1/4 Fil 8,17	198529	Strip, Terminal 5
186647	Board, Terminal 8	188694	Frame 28,29	198650	Key, Polarizing 9,17
186648	Transformer 8	188695	Bracket 28	198670	Screw w/Lockwasher, 6-40 x 5/16 Hex 14,30
186651	Transformer 8	188696	Transformer Assembly 28	199311	Insulator 16
186670	Modification Kit 1,25	188697	Transformer 28	199317	Relay 26
186671	Cable Assembly 25	188698	Clamp 29		
186672**	Faceplate 25	188699	Cable Assembly 28		
186674	Stayband 25	188700	Adaptor 28		
186680	Logic Assembly 25	188725	Label 27		
186681	Bracket 14,25	188726	Label 27		
186682	Bracket 14,15,25				
186683	Key Assembly 14,25				
186687	Band w/S Hook 25				

NUMERICAL INDEX (Continued)

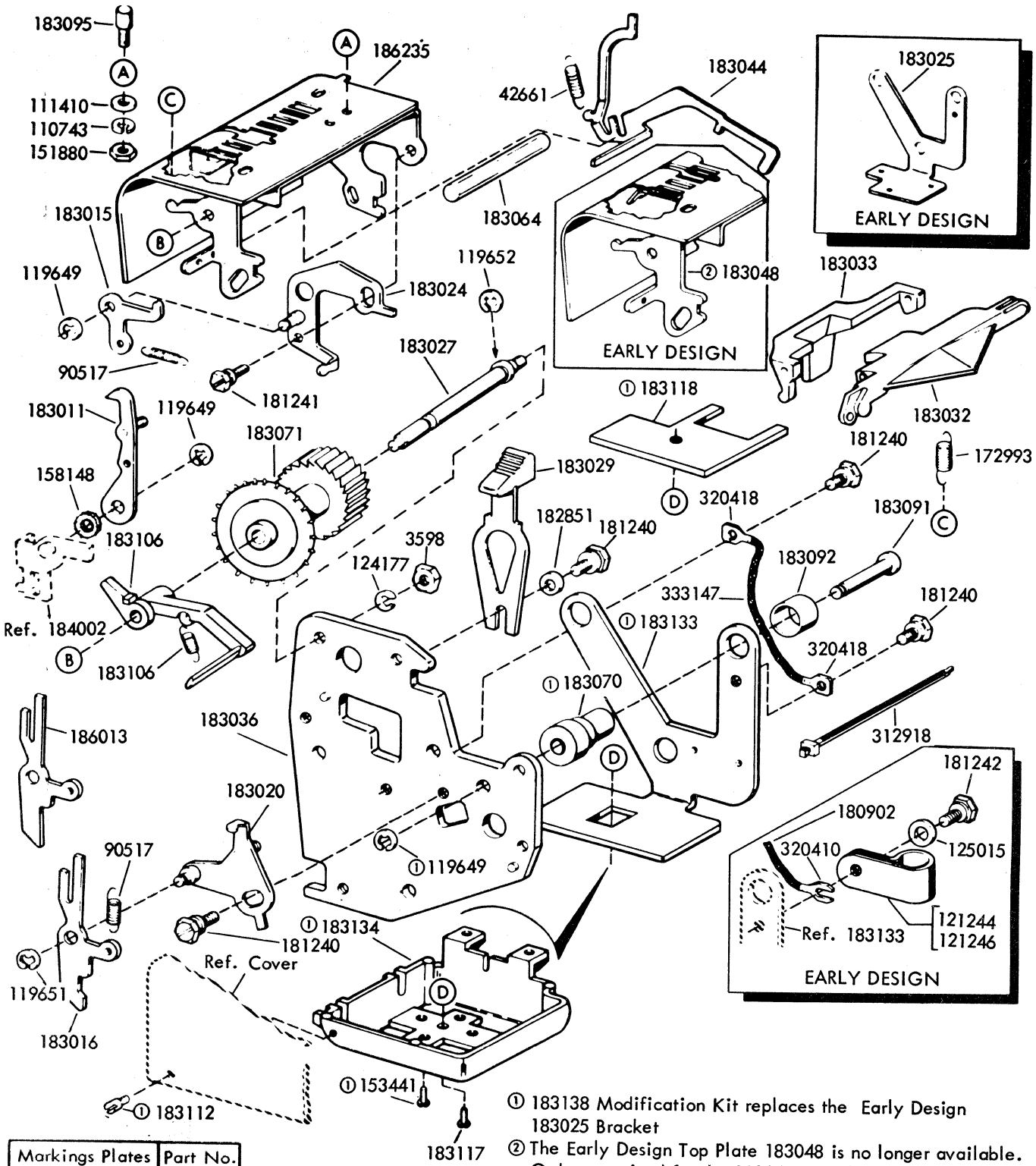
Part Number	Description and Page Number	Part Number	Description and Page Number	Part Number	Description and Page Number
199397	Bracket, Fuse 6,8,10	325615	Capacitor, 2500 MFD 29	332709	Driver Assembly, Selector Magnet 1,17
300340	Bushing 3,11,12,26,28	326635	Network, Spark Suppression 11	333515	Shield, Transformer 17
301713	Connector, 2 Pt Receptacle 2,6,8,10,13,18,26,28	327061	Lamp, 24V 14	333767	Cap, Plastic 27
302433	Button, Stud 12	327326	Jumper, 2-3/4" Green 13,23	333768	Button 27
302722	Capacitor, 2500 MFD 29	327420	Modification Kit 1,21	333905	Label 27
303810	Card, Circuit 5	t3 806	Plug 14,27	334167	Network, Spark Suppression 21
303826	Card, Circuit 14	327819	Terminal 28	334652	Insulator, Switch 7,9,26
303831	Card, Circuit 25	328362	Bar, Mounting 10	334715	Modification Kit 27
303832	Card, Circuit 25	328363	Bracket, Guide 11	334835	Cap, Red 27
303833	Card, Circuit 13,15,25	328382	Board, Terminal 11	336333	Plate, Nut 14, 25,27
303846	Card Assembly, Circuit 29	328383	Board, Cover 11	336334	Collar 14,25,27
304992	Bushing, Blocking 3	328389	Jumper, 8" Black 10	336460	Plate 15,25
305453	Transformer w/Terminals 4	328390	Jumper, 8" Black 10	336461	Post 15,25
305454	Transformer 4	328391	Jumper, 6" Orange 10	336462	Bracket 15, 25
305688	Card, Circuit 5	328392	Jumper, 6" Orange 10	336464	Cable Assembly 14,25
305689	Card, Circuit 5	328393	Jumper, 6" Black 10	336465	Bracket 15,25
311406	Terminal, Receptacle Type 13,17	328394	Jumper, 8" Black 10	336471	Cable Assembly 15
311605	Connector, 25 Pt Plug 14,25	328395	Jumper, 6" Black 10	336493	Post 12,25
311901	Cap, Green 25	328396	Jumper, 8" White 10	336601	Cable Assembly 14
312341	Diode 31	328397	Jumper, 6" White 10	336631	Label 14,25
312352	Card, Circuit 17	328398	Jumper, 6" White 10	336632	Label 14
312813	Connector, Plug Type 32	328399	Jumper, 8" White 10	336633	Label 14,25
312814	Connector, Receptacle Type 28,32	328400	Jumper, 8" Black 10	336635	Label 14,25
312918	Strap 25	328591	Strap, Cable 6,24,27	336636	Label 25
312919	Strap, Cable 24,27	328668	Label 27	336640	Label 25
320047	Capacitor, 2 MFD 24	328727	Connector, 15 Pt Plug Type 14,25,32	336954	Screw, 4-40 x 13/64 Fil 14
320408	Terminal, Spade Type 19, 20,21,24	328733	Connector, 15 Pt Receptacle Type 14,25,28,32	336956	Stayband 14
320410	Terminal, Space Type 6,10, 13,15,23,24,31	328739	Plate, Switch 11	336957	Label 14
320412	Terminal, Spade Type 4,17, 24	328740	Bracket, Mounting 11	336959	Cover 14
320416	Terminal, Ring Type 24,27	328741	Post 11	336960	Cover 25
320418	Terminal, Ring Type 13, 23,24,28,30,32	328742	Switch, Rotary 10	336962	Timer w/Terminals 13
320420	Terminal, Ring Type 17	328743	Switch, Lever 11	336983	Label 25
320423	Plate 5	328808	Plate, Base 10,11	337992	Transformer w/Terminals 17
321543	Bracket 17	330781	Shield, Transformer 4	337995	Transformer w/Terminals 4
322490	Card, Circuit 27	330782	Shield, Transformer 4,17	338949	Cap, Green 27
322491	Card, Circuit 27	330793	Transformer 17	338997	Card, Circuit 29
322669	Card, Circuit 32	330796	Transformer 4	340249	Label 13,28
		330906	Label, Out of Service 14,25	341362**	Faceplate 25
		330923	Label, Alarm 14	343308	Clamp 29
		331082	Screw, 4-40 x 3/8 Nylon 27	343470	Label 2,6,8,10,12,18
				343626	Label 27
				343932	Jumper 24
				343937	Connector Assembly 24
				377061	Lamp 25

33 TAPE READER (UX)

PARTS

FIGURE	CONTENTS	PAGE
1	Reader Mechanism	2
2	Contact Block	3
3	Tape Feed Magnet	4
4	Reed Switch and Magnet Core	4
	Numerical Index	5

SECTION 574-124-800TC



Markings Plates	Part No.
Teletype Code	181991
Pat. Pending	182251
U. S. Patents	184101
Teletype I. D.	184104

- ① 183138 Modification Kit replaces the Early Design 183025 Bracket
- ② The Early Design Top Plate 183048 is no longer available. Orders received for the 183048 Top Plate will be filled with a 186272 Set of Parts consisting of (1) 186235 Top Plate and (8) 186237 Sensing Pins. Early and Late Design Parts are not compatible. Late Design Top Plate must be used with Late Design Sensing Pins.

FIGURE 1. READER MECHANISM

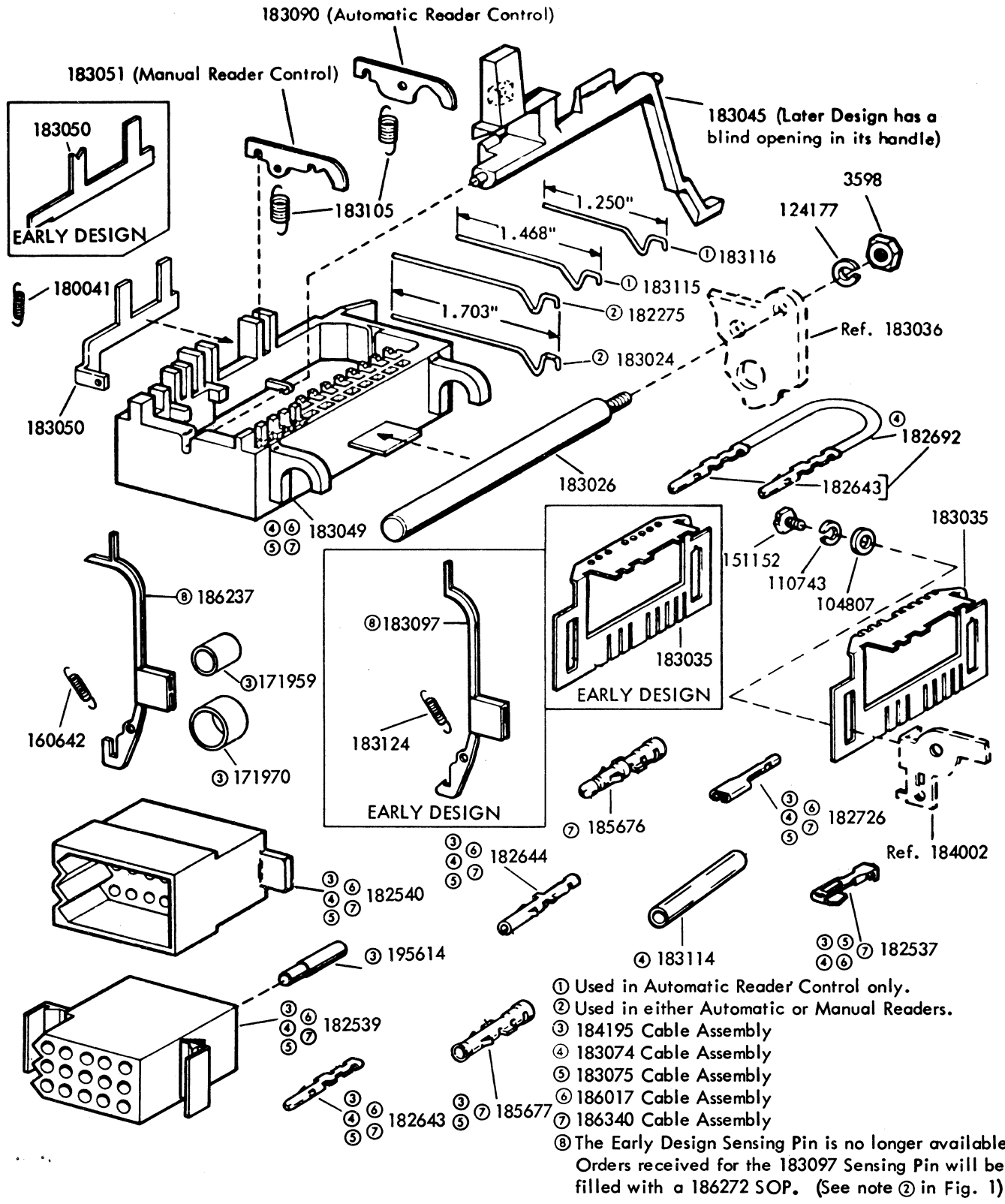


FIGURE 2. CONTACT BLOCK

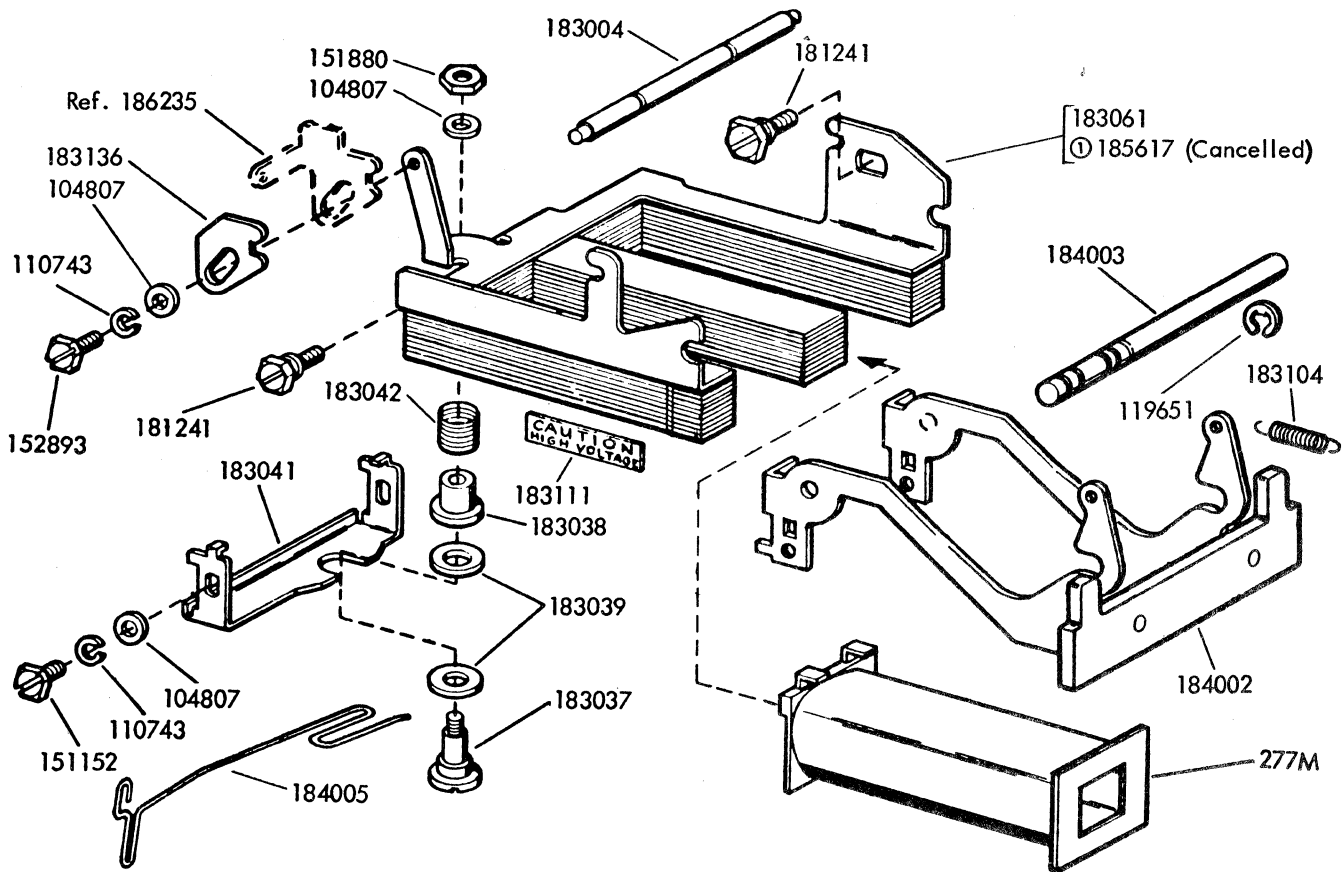


FIGURE 3. TAPE FEED MAGNET

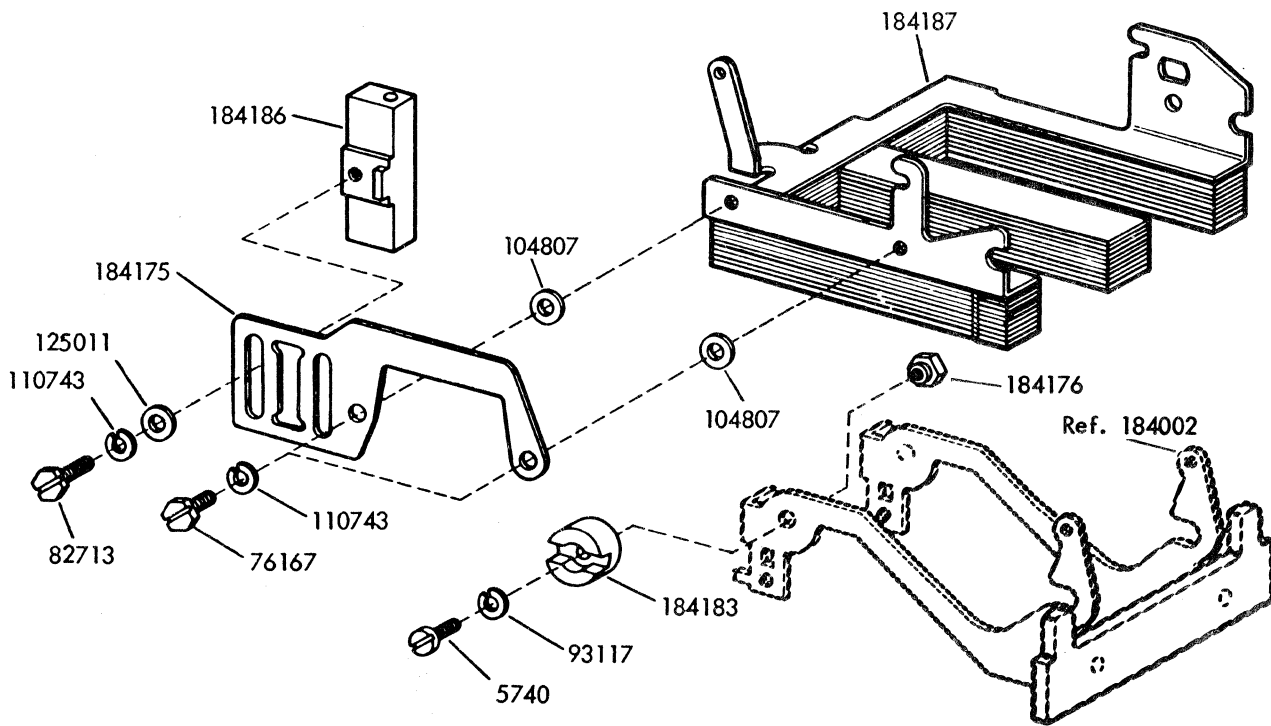


FIGURE 4. REED SWITCH AND MAGNET CORE

NUMERICAL INDEX

Part Number	Description and Page Number	Part Number	Description and Page Number	Part Number	Description and Page Number
277M	Coil, Magnet 4	182540	Connector, 15 Pt Plug Type 3	183104	Spring 4
3598	Nut, 6-40 Hex 2,3	182643	Terminal, Plug Type 3	183105	Spring 3
5740	Screw, 2-56 x 1/4 Fil 4	182644	Terminal, Receptacle Type 3	183106	Spring 2
42661	Spring 2	182692	Jumper, 2-1/4" Orange 3	183111	Label 4
76167	Screw, 4-40 x 3/16 Hex 4	182726	Terminal, Receptacle Type 3	183112	Screw, 4-40 x 9/16 Fil 2
82713	Screw, 4-40 x 9/32 Hex 4	182851	Spacer, .062" Thk 2	183114	Sleeve, Insulating 3
90517	Spring 2	183004	Post, Spring 4	183115	Wire, Contact 3
93117	Lockwasher 4	183011	Pawl, Feed 2	183116	Wire, Contact 3
104807	Washer, Flat 3,4	183015	Lever, Detent 2	183117	Screw, 10-32 x 5/8 Hex 2
110743	Lockwasher 2,3,4	183016	Pawl, Blocking 2	183118	Plate, Clamp 2
111410	Washer, Flat 2	183020	Bracket, Blocking Pawl 2	183124	Spring 3
119649	Ring, Retaining 2	183024	Wire, Contact 2,3	183133	Bracket 2
119651	Ring, Retaining 2,4	183025	Bracket 2	183134	Base 2
119652	Ring, Retaining 2	183026	Post, Contact Block 3	183136	Plate 4
121244	Clamp, 1/4 ID Cable 2	183027	Shaft, Feed Wheel 2	183138	Modification Kit 2
121246	Clamp, 3/8 ID Cable 2	183029	Latch, Spring 2	184002	Armature 2,3,4
124177	Lockwasher 2,3	183032	Lid, Tape 2	184003	Shaft, Armature 4
125011	Washer, Flat 4	183033	Bail, Tight Tape 2	184005	Clip, Spring 4
125015	Washer, Flat 2	183035	Guide, Sensing Pin 3	184101	Plate, Identification 2
151152	Screw, 4-40 x 3/16 Hex 3,4	183036	Backplate 2,3	184104	Plate, Identification 2
151880	Nut, 4-40 Hex 2,4	183037	Screw, 4-40 Shoulder 4	184175	Bracket 4
152893	Screw, 4-40 x 1/4 Hex 4	183038	Bushing, Upstop 4	184176	Nut, 2-56 Shoulder Hex 4
153441	Screw, 10-32 x 7/16 Hex 2	183039	Buffer, Upstop 4	184183	Magnet 4
158148	Washer, Felt 2	183041	Bracket, Upstop 4	184186	Switch, Reed 4
160642	Spring 3	183042	Spring, Compression 4	184187	Core, Magnet 4
171959	Connector, Blue Shielding 3	183044	Pin, Tape Out 2	184195	Cable Assembly 3
171970	Connector, Blue Shielding 3	183045	Lever, Start-Stop 3	185617	Core, Magnet 4
172993	Spring 2	183048	Plate, Top 2	185676	Terminal, Plug Type 3
180041	Spring 3	183049	Block, Contact 3	185677	Terminal, Receptacle Type 3
180902	Jumper, 3-1/2" Braided 2	183050	Bar, Common 3	186013	Pawl, Blocking 2
181240	Screw w/Lockwasher, 6-40 x 3/16 Hex 2	183051	Lever, Detent 3	186017	Cable Assembly 3
181241	Screw w/Lockwasher, 6-40 x 1/4 Hex 2,4	183061	Core, Magnet 4	186235	Plate, Top 2,4
181242	Screw w/Lockwasher, 6-40 x 5/16 Hex 2	183064	Insulator, Tape Out Pin 2	186237	Pin, Sensing 2,3
181991	Plate, Identification 2	183070	Grommet, Rubber 2	186272	Set of Parts 2,3
182251	Plate, Identification 2	183071	Wheel, Feed 2	186340	Cable Assembly 3
182275	Wire, Contact 3	183074	Cable Assembly 3	195614	Pin, Key 3
182537	Terminal, Tab Type 3	183075	Cable Assembly 3	312918	Strap 2
182539	Connector, 15 Pt Receptacle Type 3	183090	Lever, Detent 3	320410	Terminal, Spade Type 2
		183091	Post 2	320418	Terminal, Ring Type 2
		183092	Cup 2	333147	Jumper, 1-3/4" Braided 2
		183095	Stud, Tape Guide 2		
		183097	Pin, Sensing 3		

33 TAPE PUNCH (UPE)

PARTS

FIGURE	CONTENTS	PAGE
1	Punch Mechanism	2
2	Punch Mechanism (Continued)	3
3	Punch Mechanism (Continued)	4
4	Power Bail Mechanisms	5
	Numerical Index	6

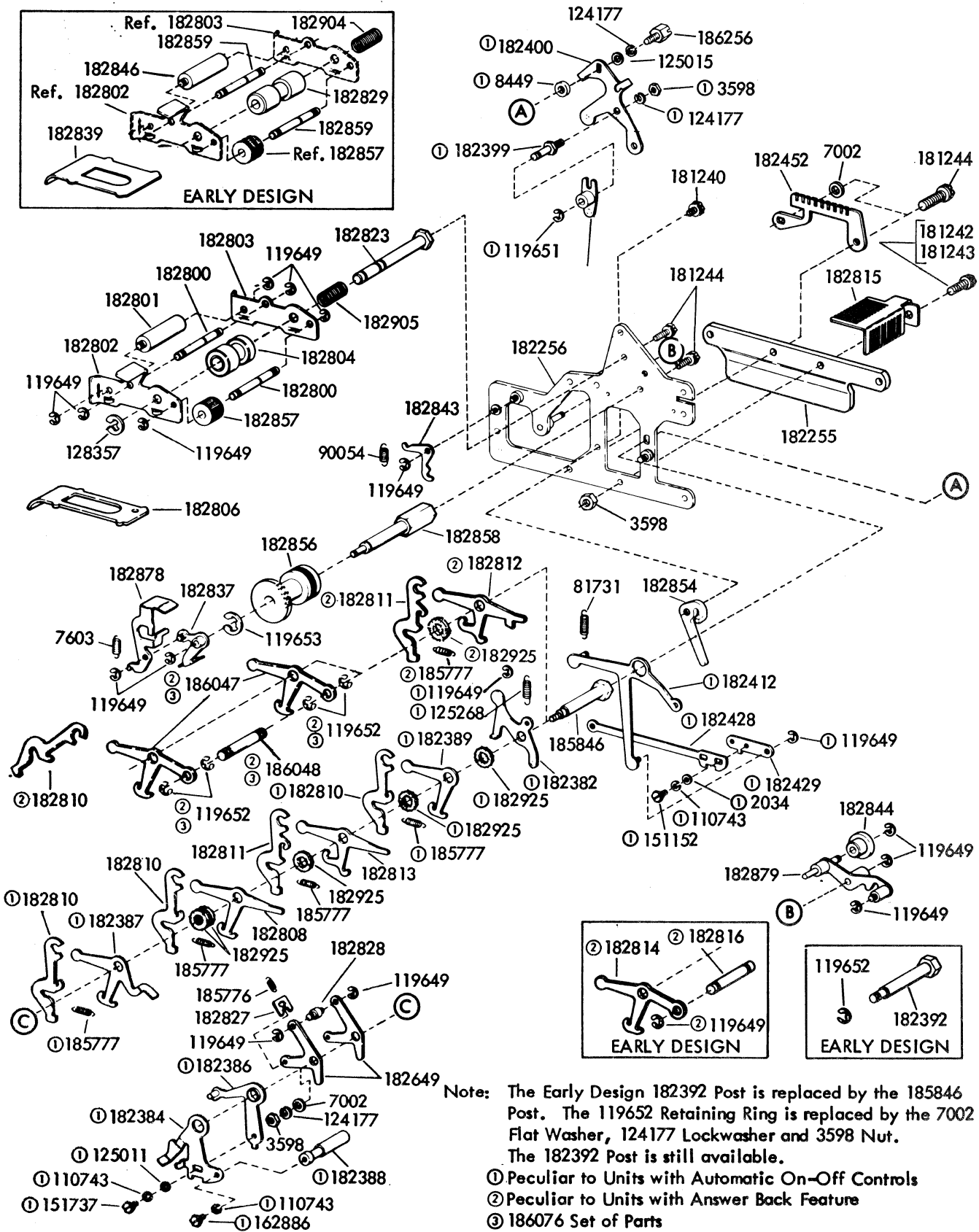
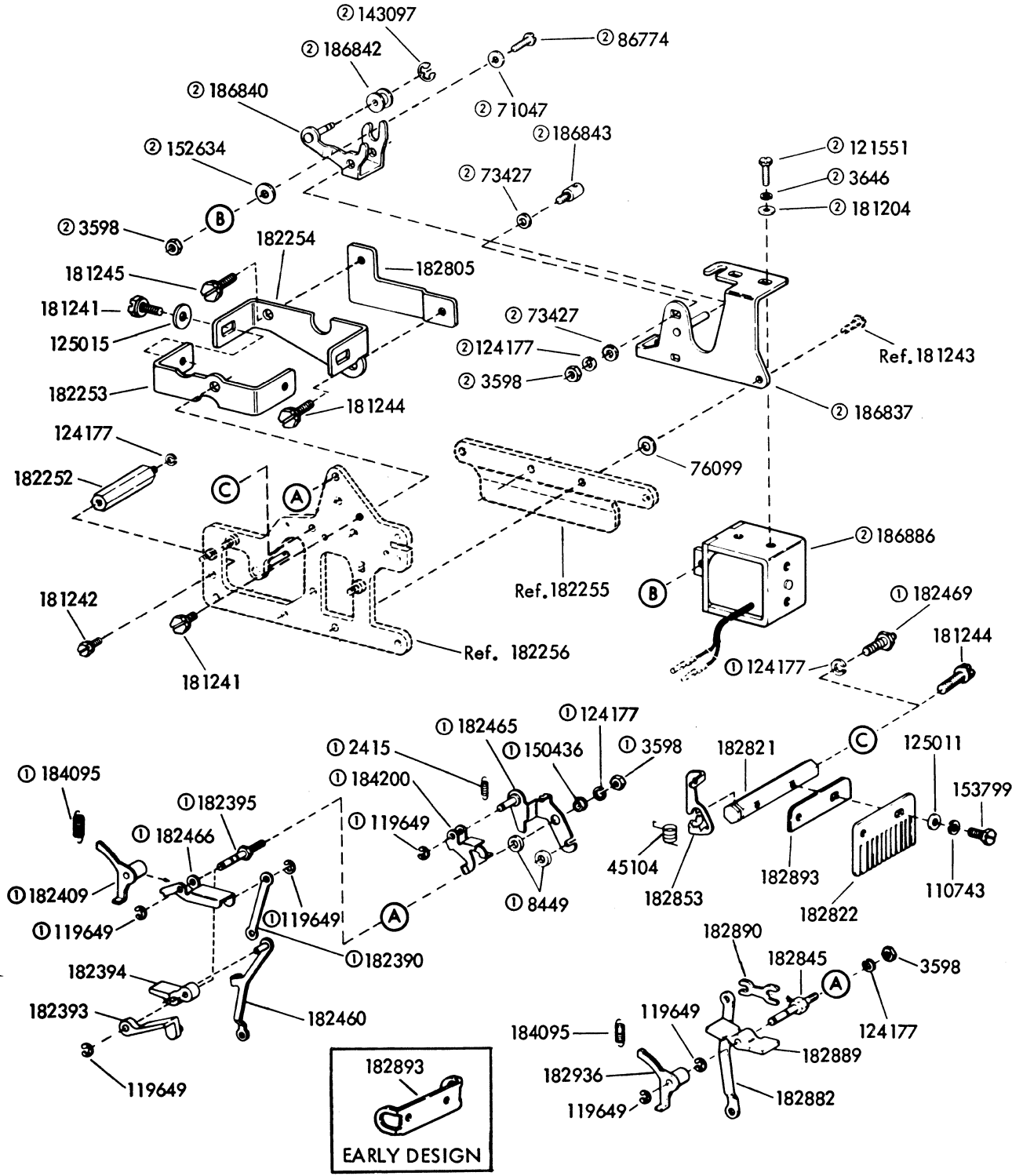
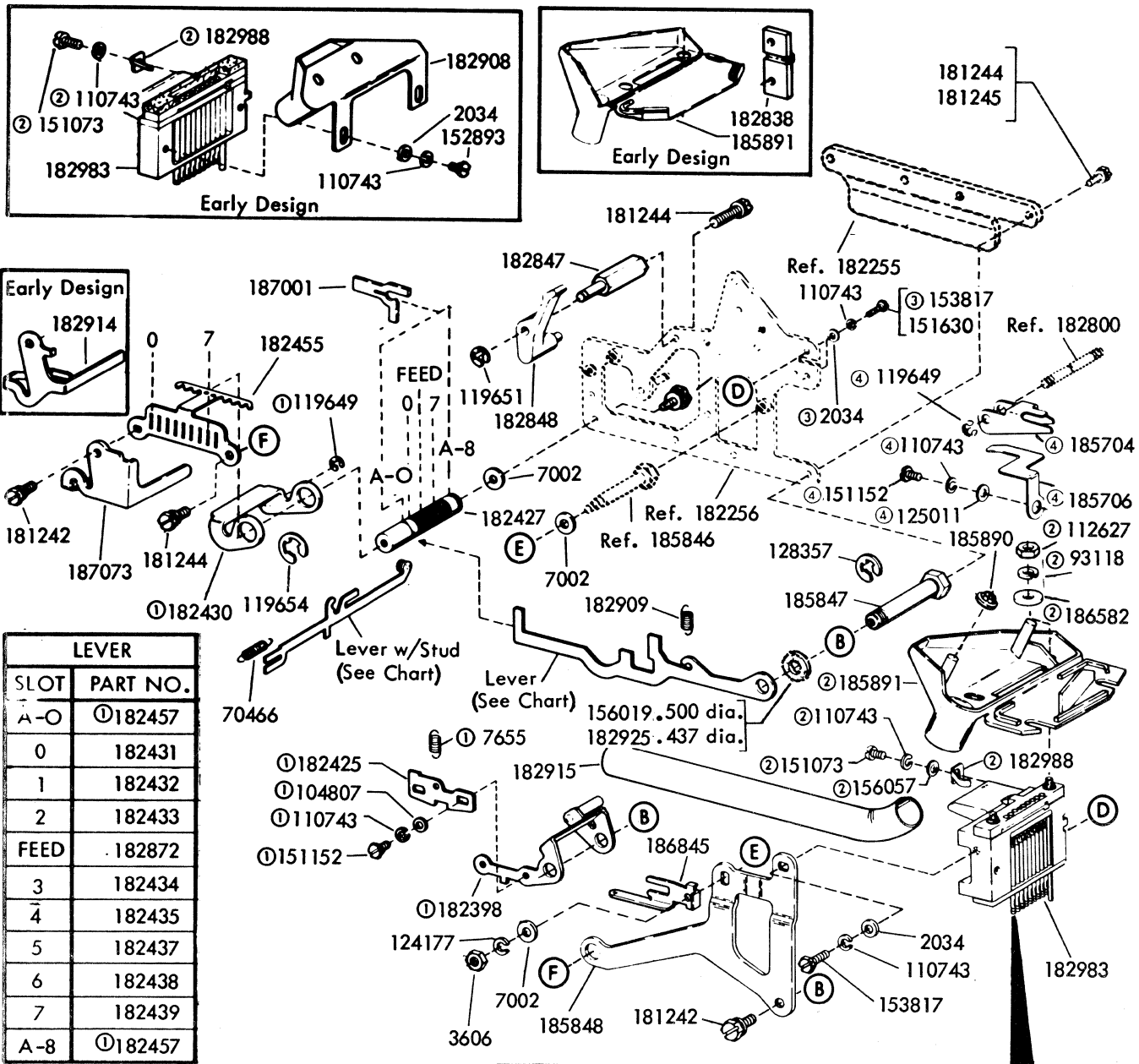


FIGURE 1. PUNCH MECHANISM



① Peculiar to Units with Automatic ON-OFF Controls
② 186799 Solenoid Assembly

FIGURE 2. PUNCH MECHANISM (Continued)



LEVER	
SLOT	PART NO.
A-O	①182457
0	182431
1	182432
2	182433
FEED	182872
3	182434
4	182435
5	182437
6	182438
7	182439
A-8	①182457

LEVER W/STUD		LEVER W/STUD	
SLOT	PART NO.	SLOT	PART NO.
0	182862	1	①182403
1-8	182884	2	①182402
2-8	182885	3	①182404
3	182864	4	①182864
4-8	182886	5	①182406
6	182887	6	①182887
5	182861	7	①182861
7	182888	8	①182888

NOTE: "Due to special assembly processes, it is recommended that the Teletype Product Service Organization be contacted to determine if part replacement or repair is possible on this portion of the Punch Block Assembly."

NOTE: Early and Later Design Punch Block Assemblies are interchangeable; however, the 182908 Chad Chute can only be used on the Early Design and the 185891 can only be used on the Later Design.

- ① Peculiar to units with Automatic On-Off Controls
- ② Supplied with 182983
- ③ Peculiar to units with Manual On-Off Controls
- ④ 185705 Modification Kit to provide a guide for Fan Fold Tape

FIGURE 3. PUNCH MECHANISM (Continued)

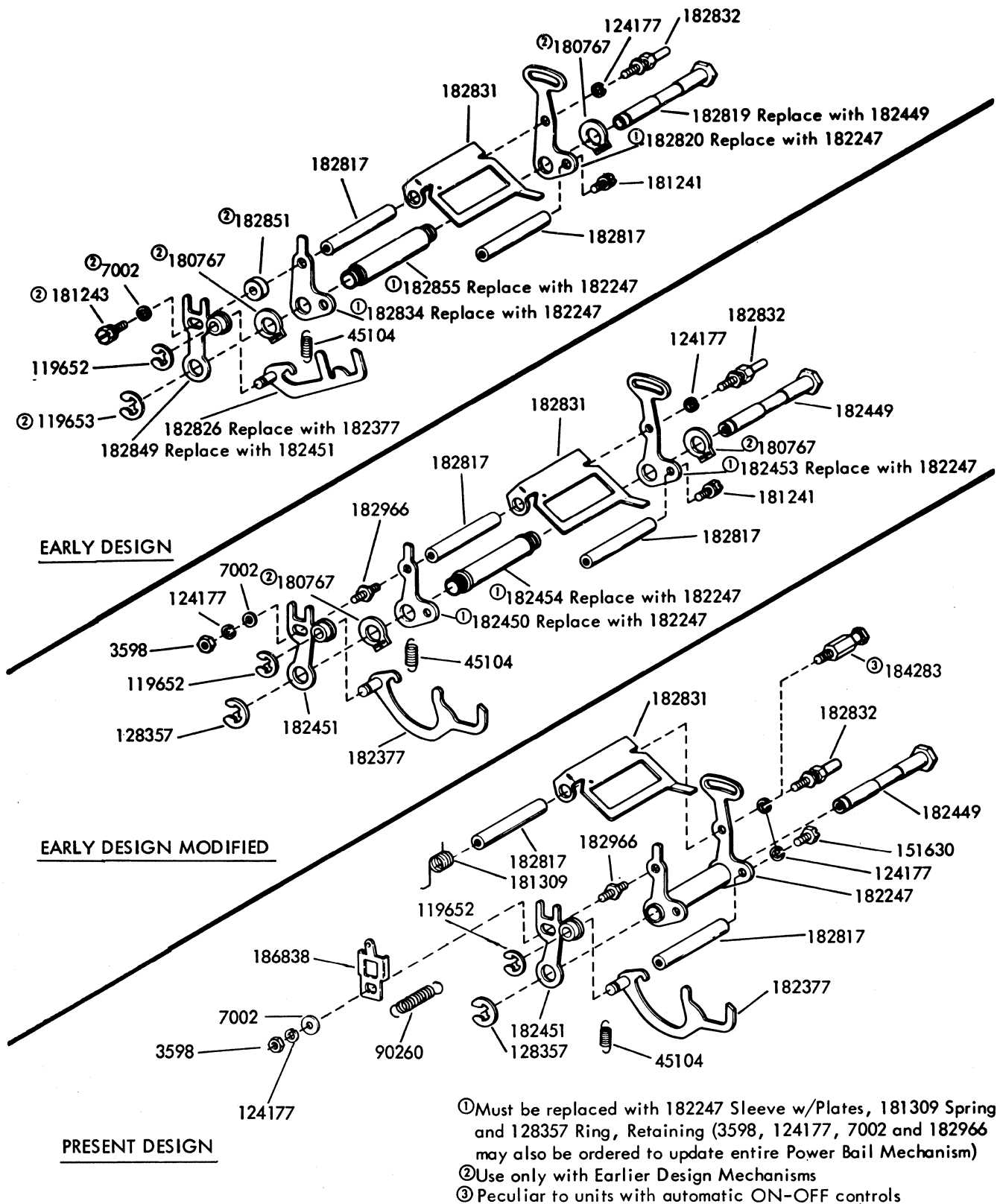


FIGURE 4. POWER BAIL MECHANISMS

NUMERICAL INDEX

Part Number	Description and Page Number	Part Number	Description and Page Number	Part Number	Description and Page Number
2034	Washer, Flat 2,4	181204	Washer, Flat 3	182434	Lever 4
2415	Spring 3	181240	Screw w/Lockwasher, 6-40 x 3/16 Hex 2	182435	Lever 4
3598	Nut, 6-40 Hex 2,3,5	181241	Screw w/Lockwasher, 6-40 x 1/4 Hex 3,5	182437	Lever 4
3606	Nut, 6-40 Hex 4	181242	Screw w/Lockwasher, 6-40 x 5/16 Hex 2,3,4	182438	Lever 4
3646	Lockwasher 3	181243	Screw w/Lockwasher, 6-40 x 3/8 Hex 2,3,5	182439	Lever 4
7002	Washer, Flat 2,4,5	181244	Screw w/Lockwasher, 6-40 x 7/16 Hex 2,3,4	182449	Post 5
7603	Spring 2	181245	Screw w/Lockwasher, 6-40 x 1/2 Hex 3,4	182450	Plate 5
7655	Spring 4	181309	Spring, Torsion 5	182451	Plate w/Bushing 5
8449	Spacer, 0.094" Thk 2,3	182247	Sleeve w/Plates 5	182452	Guideplate 2
45104	Spring 3,5	182252	Post 3	182453	Plate 5
70466	Spring 4	182253	Bracket 3	182454	Sleeve 5
71047	Washer, Flat 3	182254	Bracket 3	182455	Bracket 4
73427	Washer, Flat 3	182255	Spacer 2,3,4	182457	Lever 4
76099	Washer, Flat 3	182256	Plate 2,3,4	182460	Link 3
81731	Spring 2	182377	Pawl w/Stud 5	182465	Bracket 3
86774	Screw, 6-40 Shoulder 3	182382	Lever 2	182466	Lever w/Post 3
90054	Spring 2	182384	Lever 2	182469	Post, Spring 3
90260	Spring 5	182386	Lever 2	182649	Connector, 6 Pt Receptacle Type 2
93118	Lockwasher 4	182387	Lever 2		
104807	Washer, Flat 4	182388	Post 2	182800	Post 2,4
110743	Lockwasher 2,3,4	182389	Lever 2	182801	Roller 2
112627	Nut, 2-56 Hex 4	182390	Link 3	182802	Bracket 2
119649	Ring, Retaining 2,3,4	182392	Post 2	182803	Plate 2
119651	Ring, Retaining 2,4	182393	Lever 3	182804	Sleeve 2
119652	Ring, Retaining 2,5	182394	Lever 3	182805	Plate 3
119653	Ring, Retaining 2,5	182395	Post 3	182806	Plate 2
119654	Ring, Retaining 4	182398	Bail w/Post 4	182808	Lever 2
121551	Screw, 8-32 x 1/4 Hex 3	182399	Post, Eccentric 2	182810	Pawl 2
124177	Lockwasher 2 to 5	182400	Plate w/Stud 2	182811	Pawl 2
125011	Washer, Flat 2,3,4	182402	Lever w/Stud 4	182812	Lever 2
125015	Washer, Flat 2,3	182403	Lever w/Stud 4	182813	Lever 2
125268	Spring 2	182404	Lever w/Stud 4	182814	Lever 2
128357	Ring, Retaining 2,4,5	182406	Lever w/Stud 4	182815	Bracket 2
143097	Ring, Retaining 3	182409	Arm w/Hub 3	182816	Shaft 2
150436	Bushing 3	182412	Lever w/Stud 2	182817	Post 5
151073	Screw, 4-40 x 5/32 Fil 4	182425	Arm 4	182819	Post 5
151152	Screw, 4-40 x 3/16 Hex 2,4	182427	Post 4	182820	Plate 5
151630	Screw, 6-40 x 1/4 Hex 4,5	182428	Link 2	182821	Post 3
151737	Screw, 4-40 x 11/64 Hex 2	182429	Plate 2	182822	Plate 3
152634	Bracket 3	182430	Bail w/Stud 4	182823	Post 2
152893	Screw, 4-40 x 1/4 Hex 4	182431	Lever 4	182826	Pawl w/Stud 5
153817	Screw, 4-40 x 3/8 Hex 4	182432	Lever 4	182827	Plate 2
153799	Screw, 4-40 x 21/64 Hex 3	182433	Lever 4	182828	Roller 2
156019	Washer, Felt 4			182829	Sleeve 2
156057	Washer, Flat 4			182831	Bail 5
162886	Screw, 4-40 x 7/32 Hex 2			182832	Post 5
180767	Ring, Retaining 5			182834	Plate 5
				182837	Lever w/Post 2
				182838	Spacer 4

NUMERICAL INDEX (Continued)

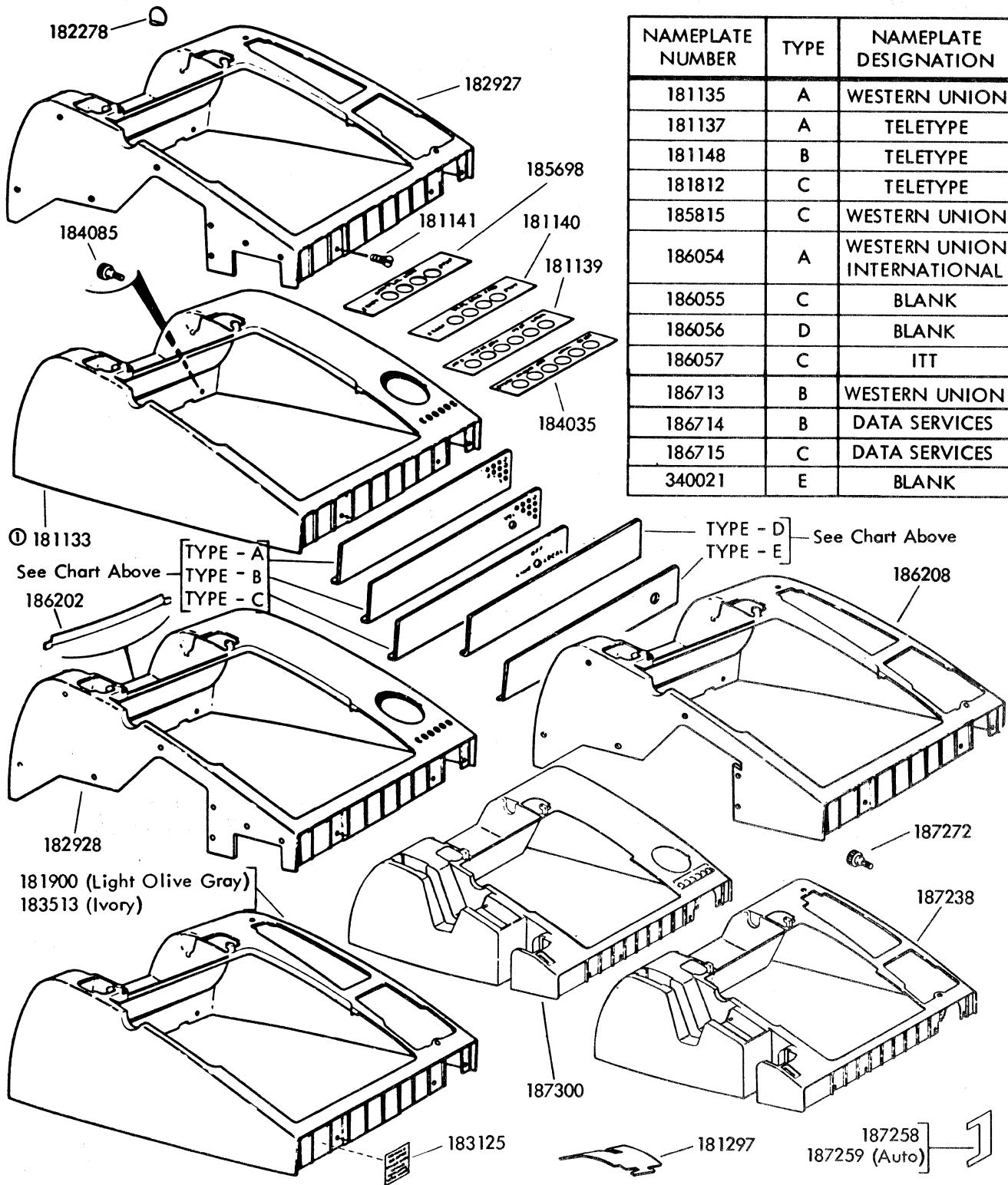
Part Number	Description and Page Number	Part Number	Description and Page Number	Part Number	Description and Page Number
182839	Plate 2	192884	Lever w/Stud 4	185705	Modification Kit 4
182843	Lever 2	182885	Lever w/Stud 4	185706	Bracket 4
182844	Roller 2	182886	Lever w/Stud 4	185776	Spring 2
182845	Post 3	182887	Lever w/Stud 4	185777	Spring 2
182846	Roller 2	182888	Lever w/Stud 4	185846	Post 2,4
182847	Post 4	182889	Lever 3	185847	Post 4
182848	Arm 4	182890	Plate 3	185848	Plate 4
182849	Plate w/Bushing 5	182893	Bracket 3	185890	Pushnut 4
182851	Spacer, 0.062" Thk 5	182904	Spring, Compression 2	185891	Chute, Chad 4
182853	Hook 3	182905	Spring, Compression 2	186047	Lever 2
182854	Bracket 2	182908	Chute, Chad 4	186048	Shaft 2
182855	Sleeve 5	182909	Spring 4	186076	Set of Parts 2
182856	Wheel, 24T 2	182914	Bracket 4	186256	Screw, 6-40 Spl 2
182857	Roller 2	182915	Extension 4	186582	Washer, Flat 4
182858	Post 2	182925	Washer, Flat 2,4	186799	Solenoid Assembly 3
182859	Post 2	182936	Arm w/Bushing 3	186837	Plate w/Post 3
182861	Lever w/Stud 4	182966	Stud 5	186838	Bracket, Spring 5
182862	Lever w/Stud 4	182983	Block Assembly, Punch 4	186840	Bail w/Post 3
182864	Lever w/Stud 4	182988	Spring, Punch Block 4	186842	Roller 3
182872	Lever 4	184095	Spring 3	186843	Post, Stop 3
182878	Lever 2	184200	Bail 3	186845	Bracket, Spring 4
182879	Lever 2	184283	Guidepost 5	186886	Solenoid Assembly 3
182882	Link 3	185704	Depressor, Tape 4	187001	Stop 4
				187073	Bracket 4

33 COVER AND TABLE

PARTS

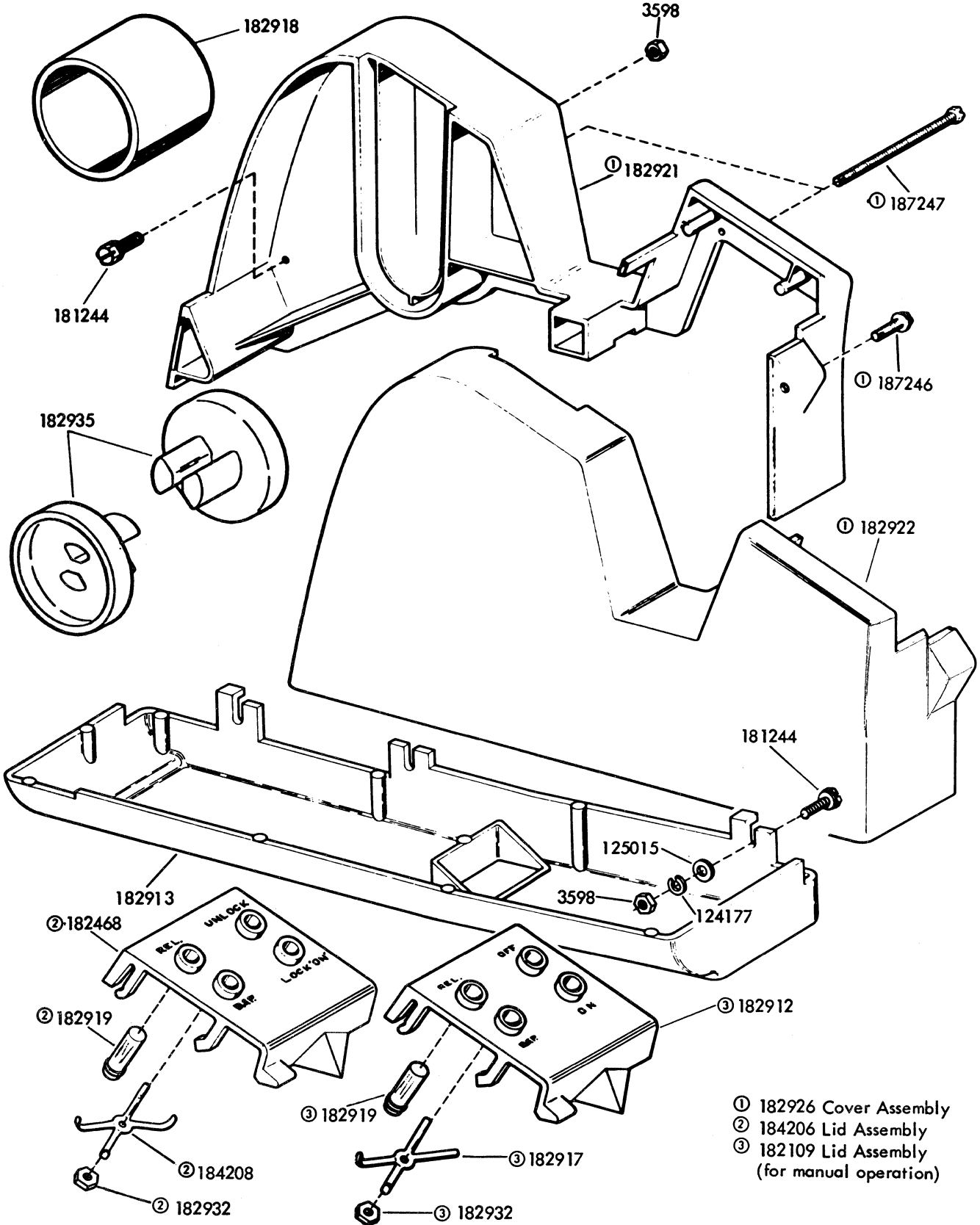
FIGURE	CONTENTS	PAGE
1	Printer Covers	2
2	Punch Cover and Base	3
3	Reader Cover and Base	4
4	Faceplates	5
5	Faceplates (Continued)	6
6	Cover and Tape Storage Bin	7
7	Cabinet	8
8	Lid and Copyholder	9
9	183976 Adjustable Copyholder Assembly	10
10	Subbases	11
11	184074 Outlet Box Assembly	12
12	183859 Modification Kit to Provide Paper Supply and Accumulating Shelf	13
13	186031 Rectifier Assembly	14
14	186226 Modification Kit to Provide Mobility for Cabinet	15
	Numerical Index	16

**Denotes a painted part.
HF-Light Olive Gray Smooth Vinyl



① Early Design-Replaced by the 181900 Cover

FIGURE 1. PRINTER COVERS



- ① 182926 Cover Assembly
- ② 184206 Lid Assembly
- ③ 182109 Lid Assembly (for manual operation)

FIGURE 2. PUNCH COVER AND BASE

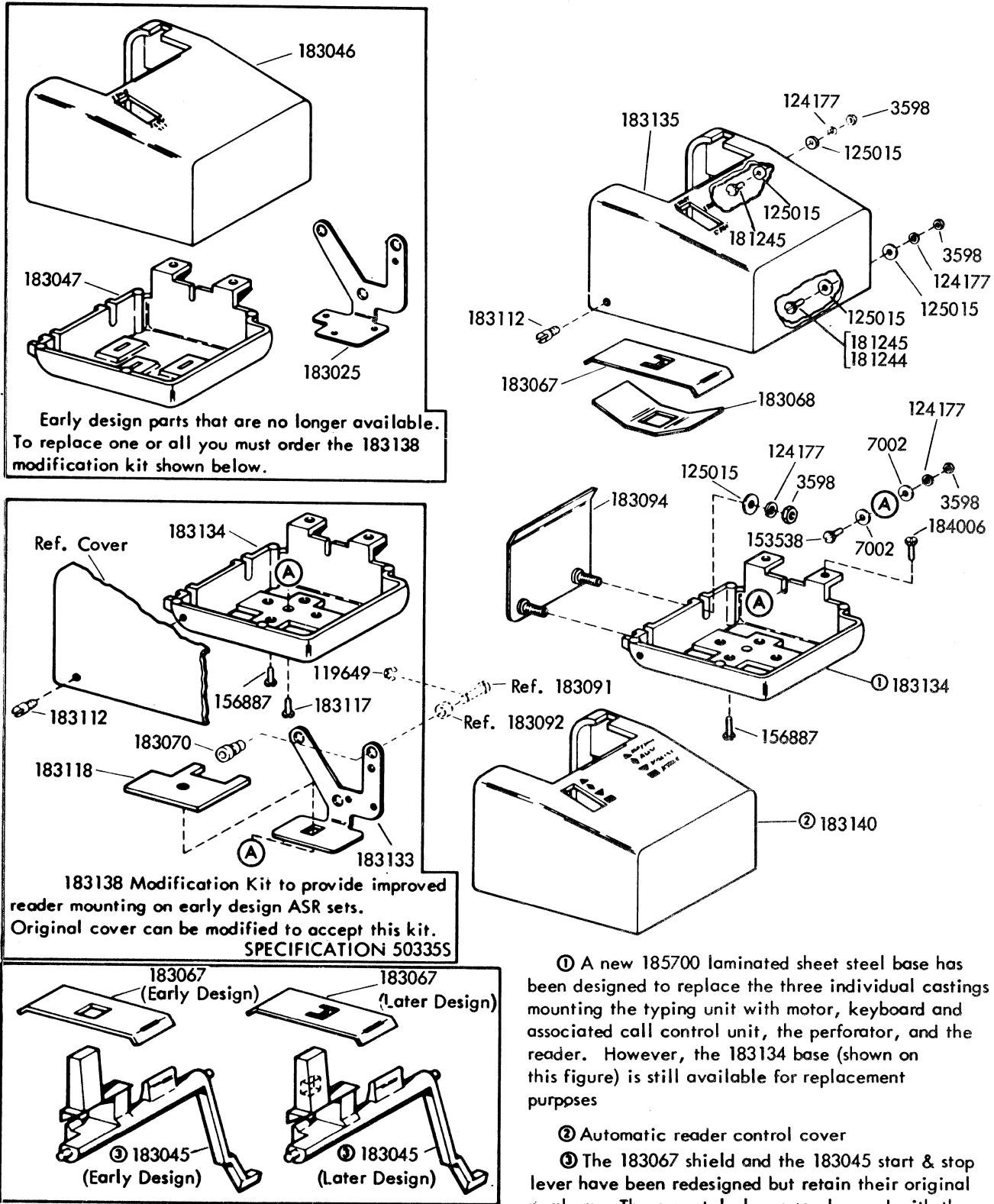


FIGURE 3. READER COVER AND BASE

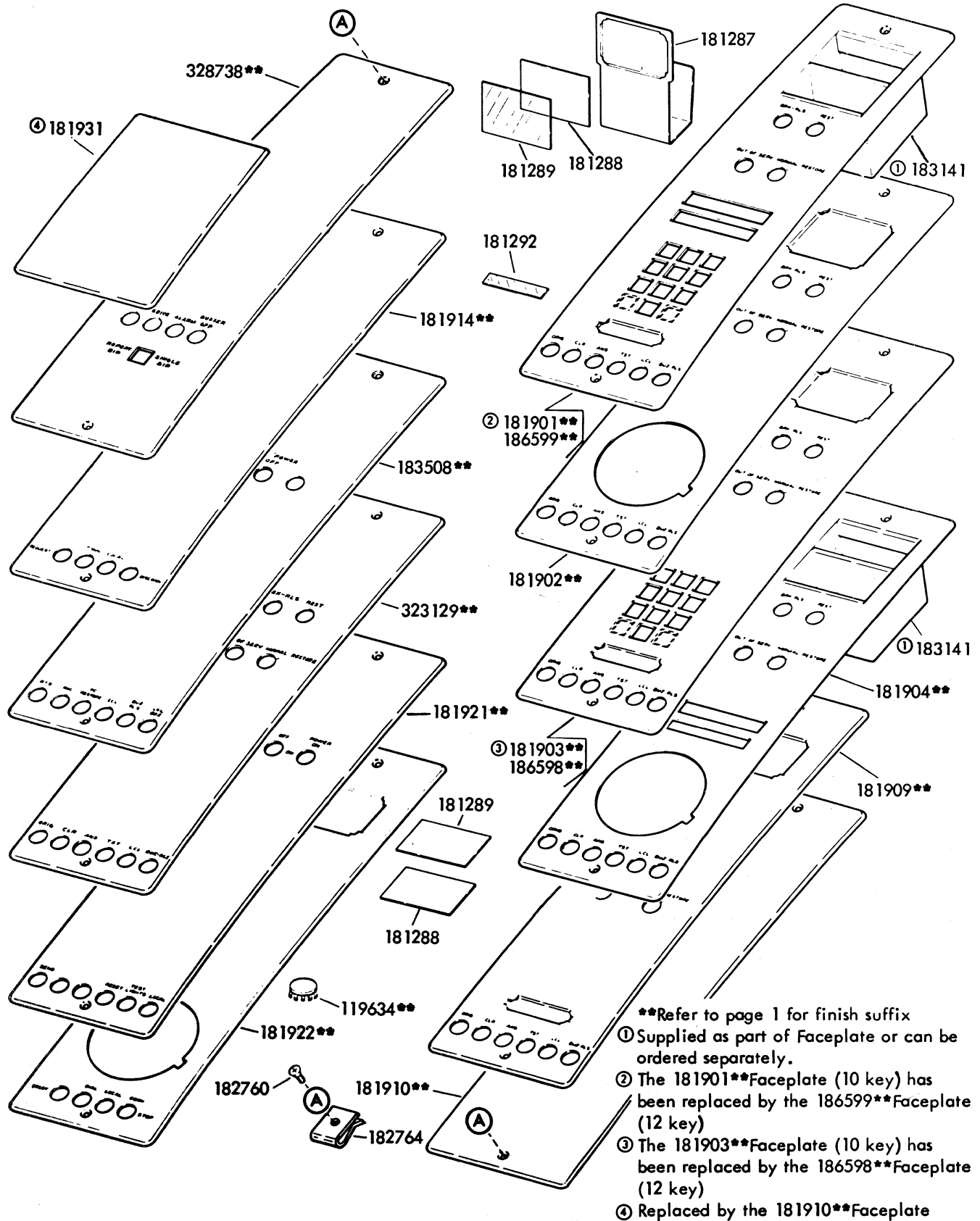


FIGURE 4. FACEPLATES

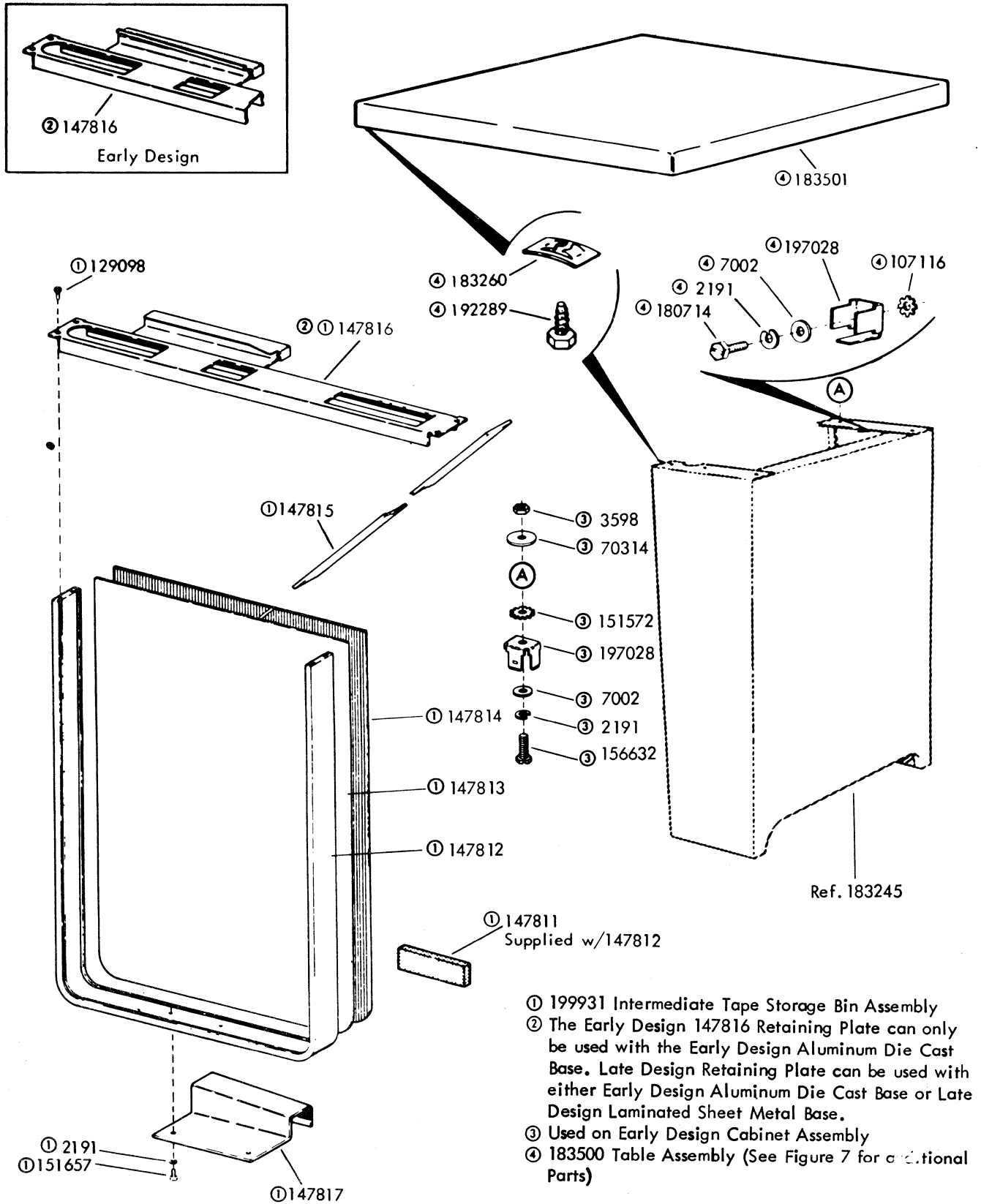
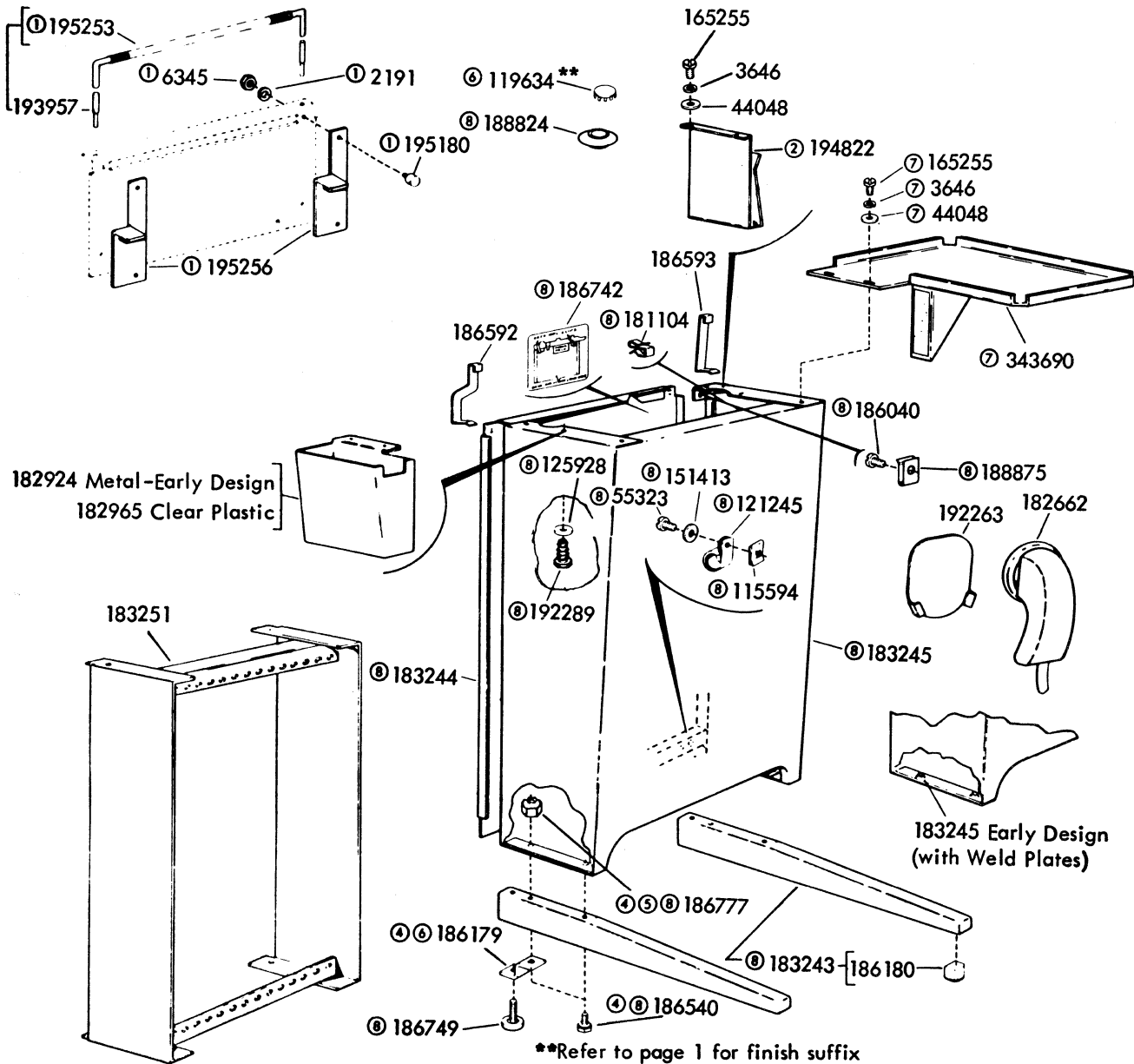


FIGURE 6. COVER AND TAPE STORAGE BIN



**Refer to page 1 for finish suffix

- ① 195259**Modification Kit to add Paper Winder to Cabinet
- ② The 194822 Directory Holder has been changed by including two 6 inch strips of double sided adhesive backed tape, eliminating the need for mounting hardware.
- ③ The Early Design 183243 Foot w/Brackets is no longer available. When replacing an Early Design Foot w/Brackets, order the 186203 Set of Parts.
- ④ 186203 Set of Parts to provide replacement Foot w/Bumper
- ⑤ The 186777 self-locking nut cannot be used on Early Design 183245 lower cabinets (With Weldplates)
- ⑥ Replaced by 188824
- ⑦ 343691**Modification Kit to Provide a Shelf
- ⑧ 183500 Table Assembly (See Figure 6 for additional Parts)

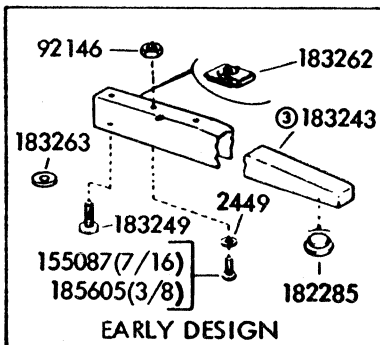
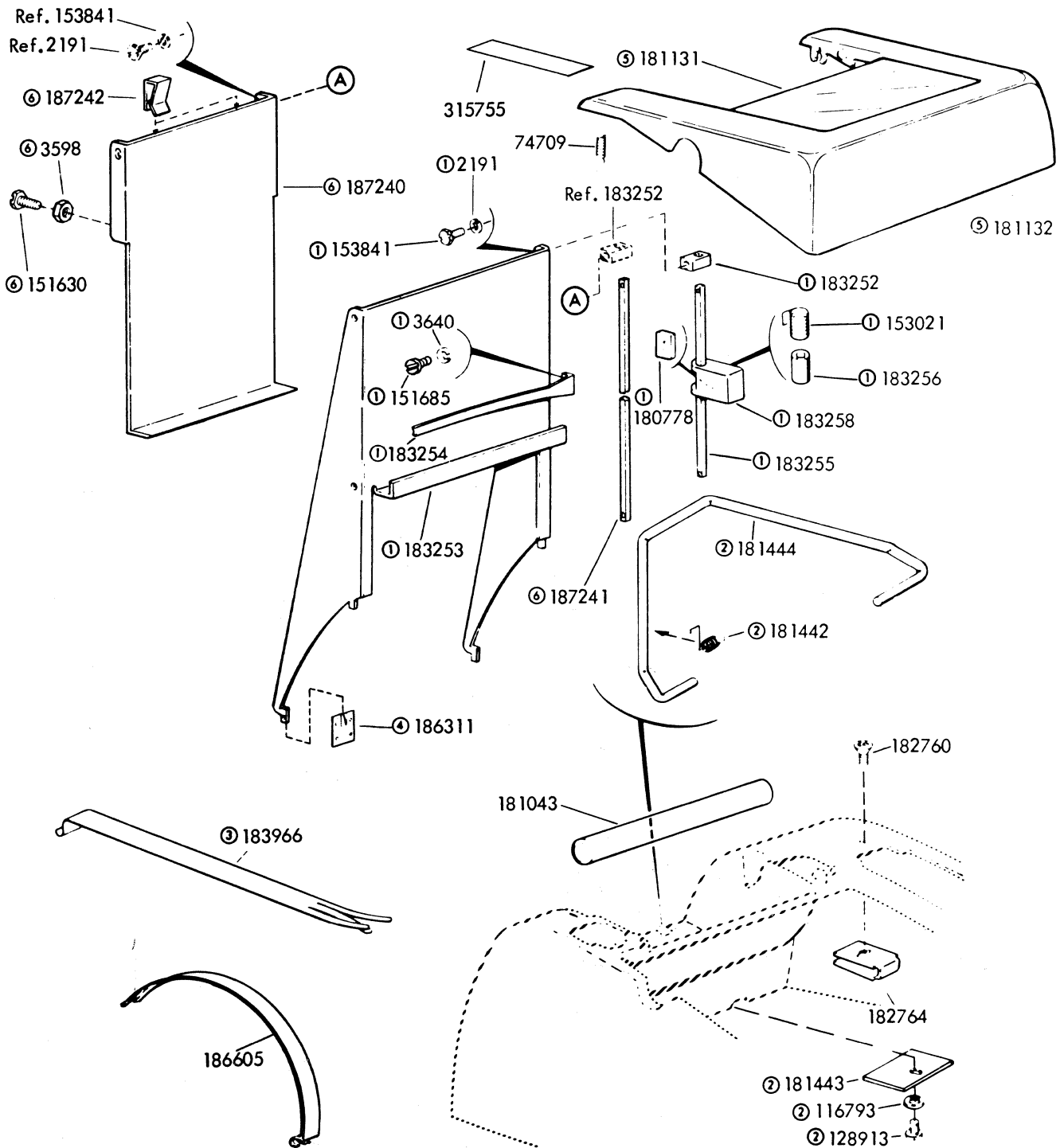


FIGURE 7. CABINETS



- ① 182036 Copyholder Assembly
- ② Used with Sets having Low Paper Alarm
- ③ No longer available. Order 186605 Paper Deflector
- ④ 186312 SOP to Provide Cover Repair Bracket for Copyholder
- ⑤ The 181131 Lid Window has been redesigned

by adding nine holes to enable heat staking to the Lid rather than cementing as on the Early Design. Early and Late Design Lids w/Window are interchangeable. If however, a Late Design Lid w/Window needs a replacement Window, a 181132 Lid w/Window must be ordered.

⑥ 187239 Modification Kit to Extend Copyholder.

FIGURE 8. LID AND COPYHOLDER

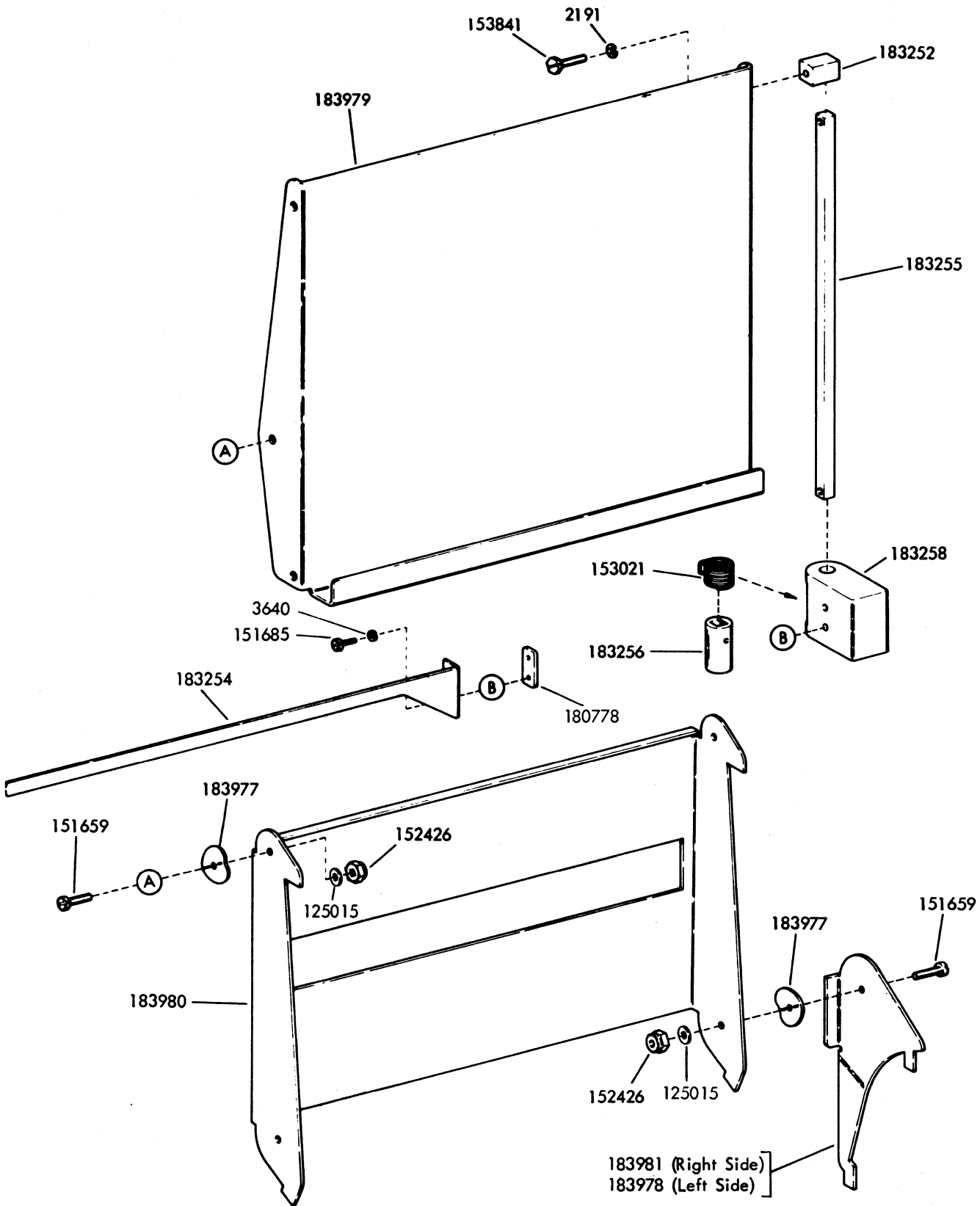


FIGURE 9. 183976 ADJUSTABLE COPYHOLDER ASSEMBLY

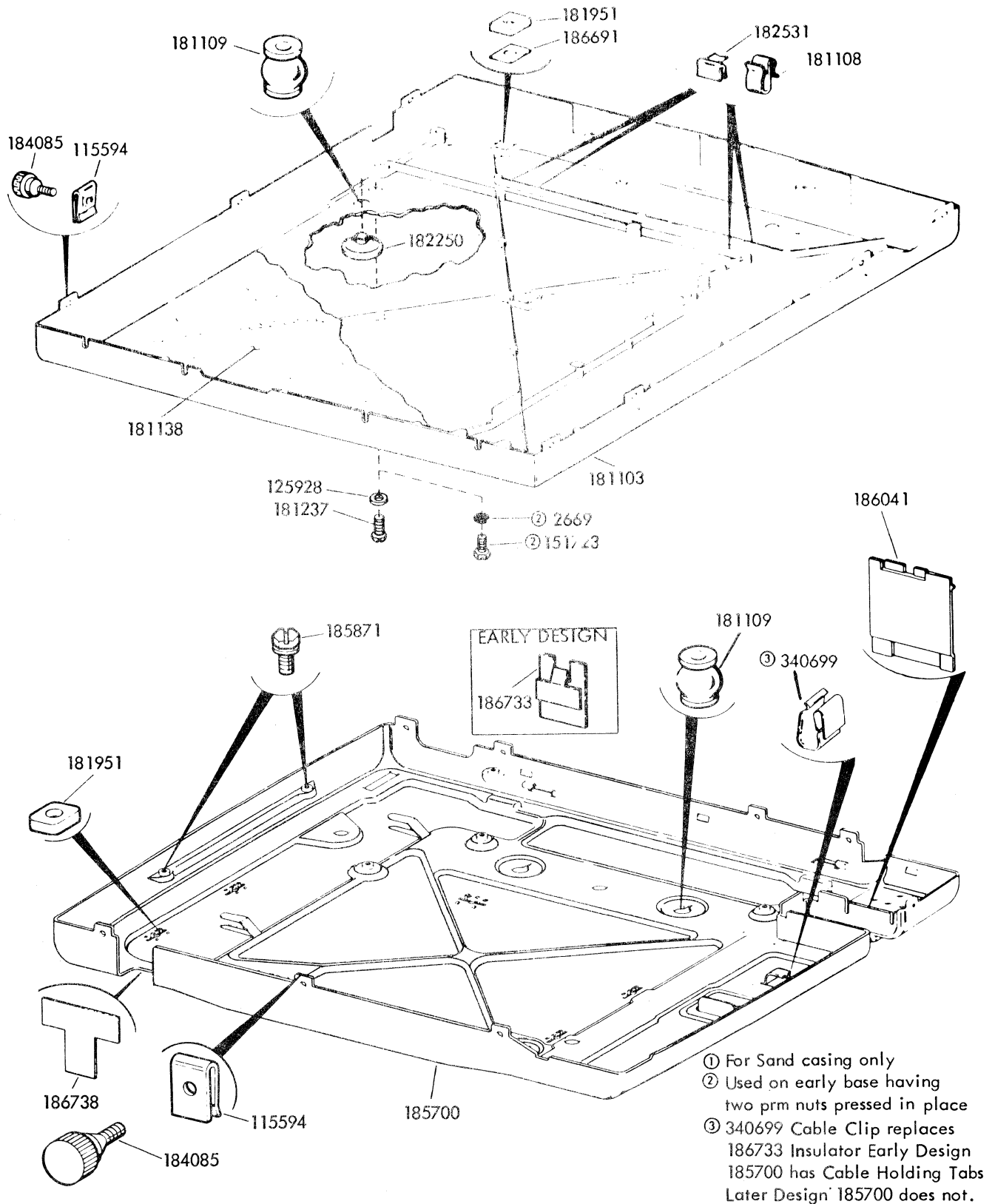


FIGURE 10. SUBBASES

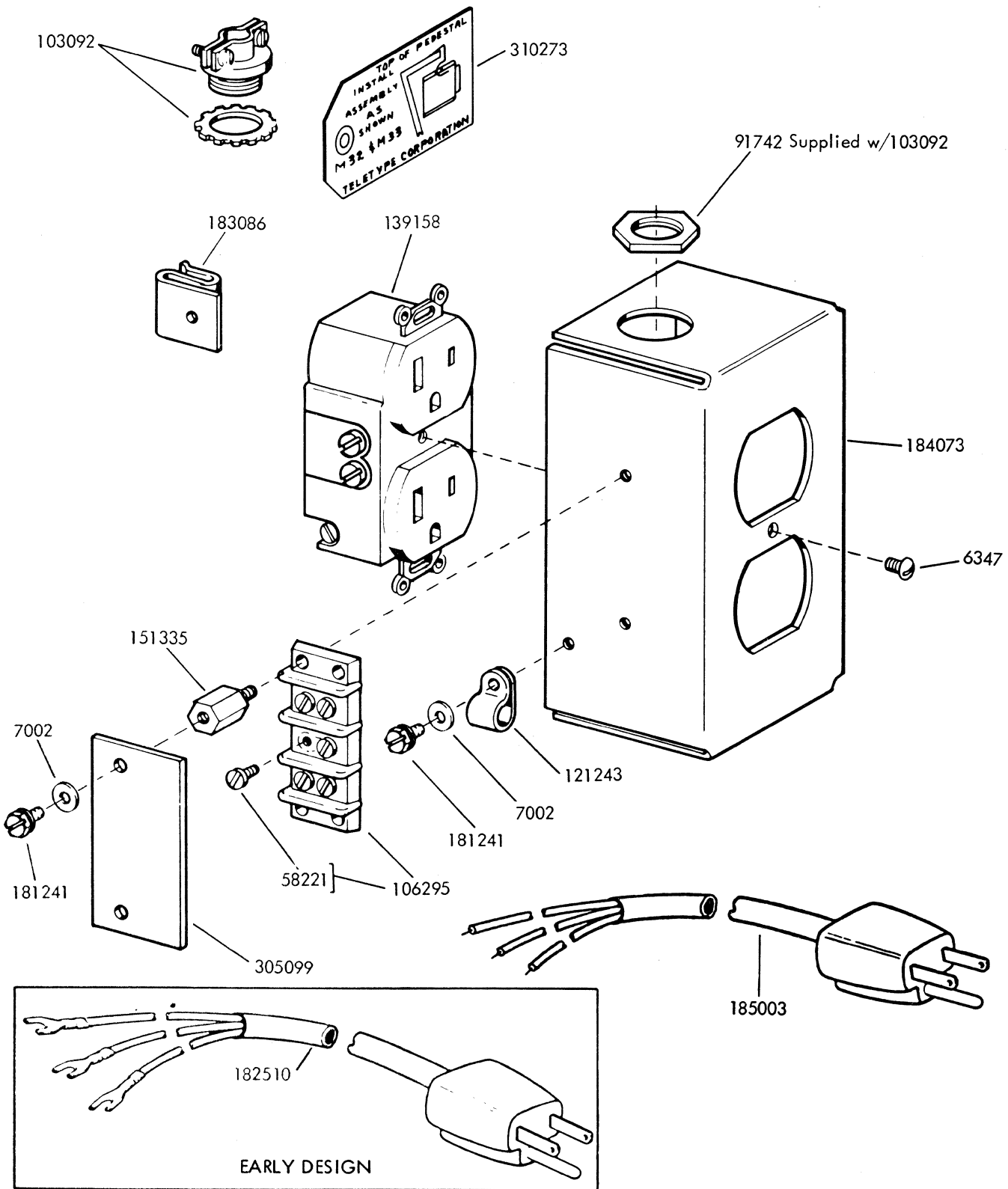


FIGURE 11. 184074 OUTLET BOX ASSEMBLY

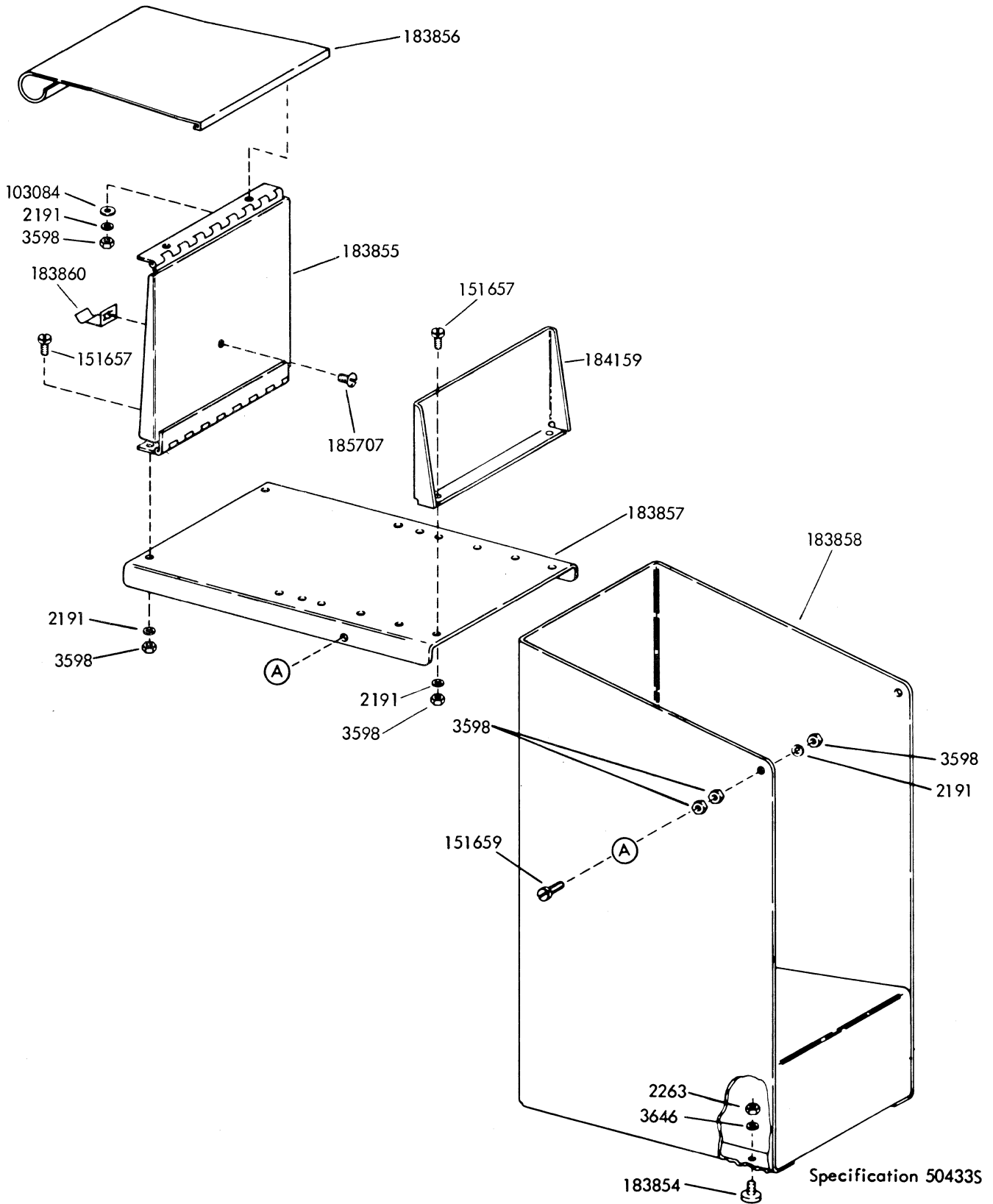


FIGURE 12. 183859 MODIFICATION KIT TO PROVIDE PAPER SUPPLY AND ACCUMULATING SHELF

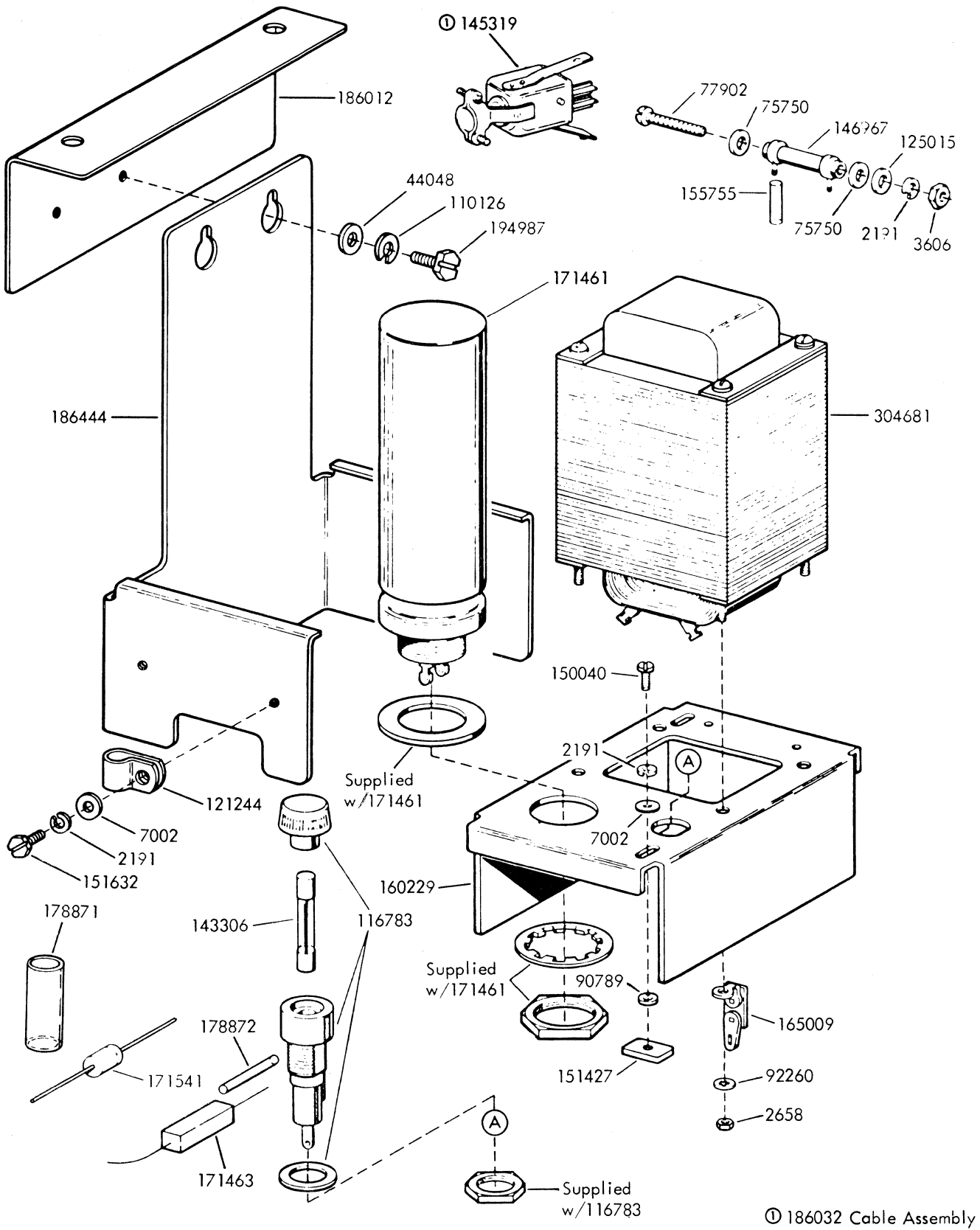


FIGURE 13. 186031 RECTIFIER ASSEMBLY

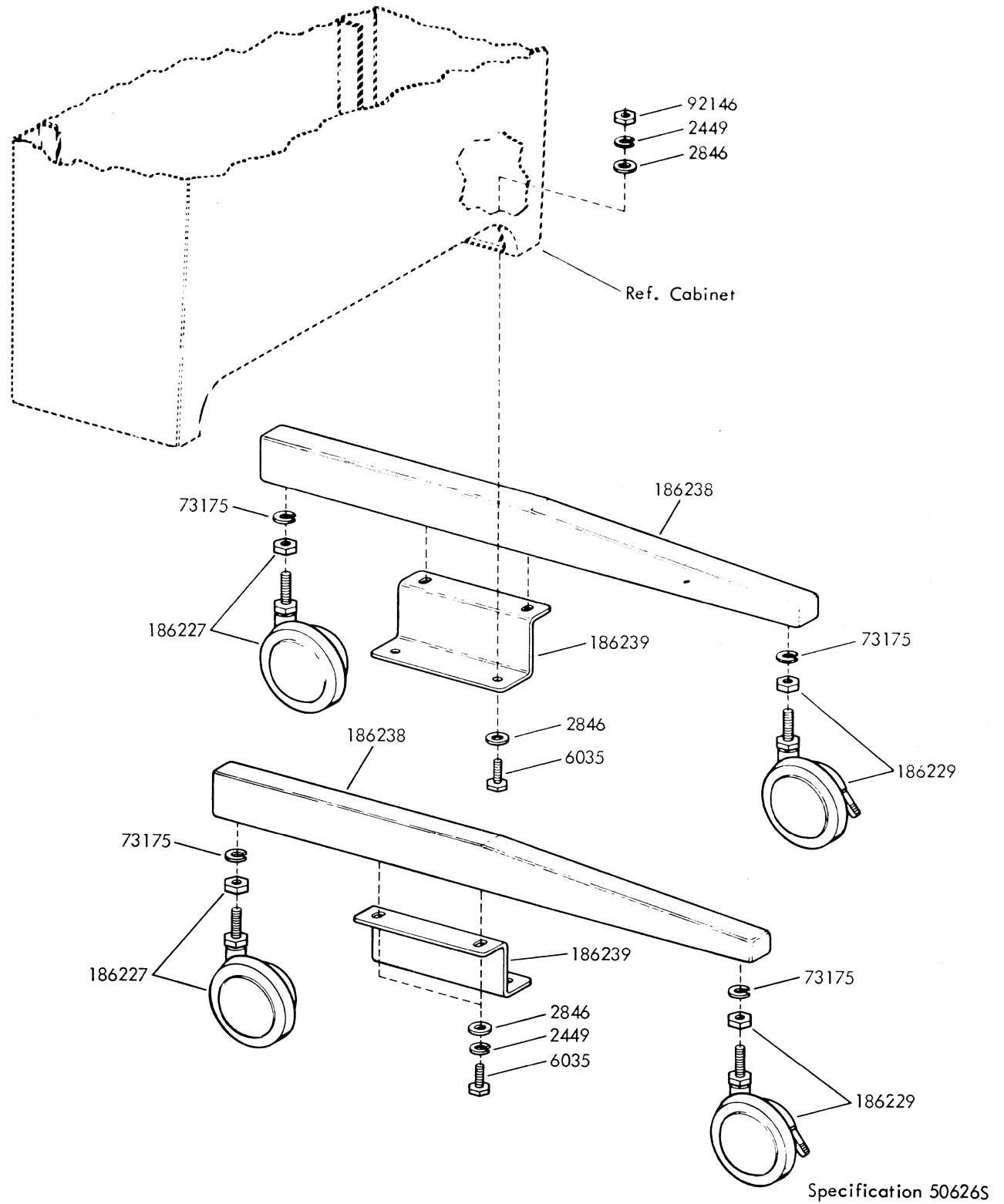


FIGURE 14. 186226 MODIFICATION KIT TO PROVIDE MOBILITY FOR CABINET

NUMERICAL INDEX

Part Number	Description and Page Number	Part Number	Description and Page Number	Part Number	Description and Page Number
2191	Lockwasher 7,8,9,10,13,14	143306	Fuse, SL-BL 1 Amp 14	181043	Spindle, Paper Roll 9
2263	Nut, 8-32 Hex 13	145319	Receptacle, 4 Pt Plug 14	181103	Cover, Base 11
2449	Lockwasher 8,15	146967	Resistor, 750 Ohm 14	181104	Clip, Cable 8
2658	Nut, 6-32 Hex 14	147811	Spacer, .250" Thk 7	181108	Clip, Cable 11
2669	Lockwasher 11	147812	Frame, Tape Bin 7	181109	Mount, Vibration 11
2846	Washer, Flat 15	147813	Window, Left Side 7	181131	Window, Lid 9
3598	Nut, 6-40 Hex 3,4,7,9,13	147814	Window, Right Side 7	181132	Lid w/Window 9
3606	Nut, 6-40 Hex 14	147815	Divider, Tape Bin 7	181133	Cover 2
3640	Lockwasher 9,10	147816	Plate, Retaining 7	181135	Nameplate 2
3646	Lockwasher 8,13	147817	Guide, Tape Bin 7	181137	Nameplate 2
6035	Screw, 1/4-20 x 5/8 Hex 15	150040	Screw, 6-40 5/8 Fil 14	181138	Pad 11
6345	Nut, 6-32 Hex 8	151335	Stud 12	181139	Label, Designation (Bell) 2
6347	Screw, 6-32 x 3/8 Rd 12	151413	Washer, Flat 8	181140	Label, Designation (W.U.) 2
7002	Washer, Flat 4,7,12,14	151427	Plate, Clamp 14	181141	Screw, 8-32 Spl 2
44048	Washer, Flat 8,14	151572	Lockwasher 7	181148	Nameplate 2
55323	Screw, 8-32 x 1/2 Rd 8	151630	Screw, 6-40 x 1/4 Hex 9	181237	Screw, 1/4-14 Self-Tapping 11
58221	Screw, 6-32 x 1/4 Fil 12	151632	Screw, 6-40 x 3/8 Hex 14	181241	Screw w/Lockwasher, 6-40 x 1/4 Hex 12
70314	Washer, Flat 7	151657	Screw, 6-40 x 1/4 Fil 7,13	181244	Screw w/Lockwasher, 6-40 x 7/16 Hex 3,4
73175	Lockwasher 15	151659	Screw, 6-40 x 1/2 Fil 10,13	181245	Screw w/Lockwasher, 6-40 x 1/2 Hex 4
74709	Spring 9	151685	Screw, 4-40 x 5/16 Fil 9,10	181287	Holder, Card 5
75750	Washer, Insulating 14	151723	Screw, 10-32 x 3/8 Hex 11	181288	Label, White 5
77902	Screw, 6-40 x 2-3/8 Rd 14	152426	Nut, 6-40 Self-Locking 10	181289	Window, Plastic 5
90789	Washer, Flat 14	153021	Spring, Torsion 9,10	181292	Window, Plastic 5
91742	Nut, Lock 12	153538	Screw, 6-40 x 7/16 Hex 4	181297	Cover, Insulating 2
92146	Nut, 1/4-20 Hex 8,15	153841	Screw, 6-40 x 9/16 Hex 9,10	181442	Spring, Torsion 9
92260	Lockwasher 14	155087	Screw, 1/4-20 x 7/16 Rd 8	181443	Plate, Clamp 9
103084	Washer, Flat 13	155755	Sleeve, 11/64 ID x 5/8" Lg Insulating 14	181444	Rod, Sensing 9
103092	Connector, Cord 12	156632	Screw, 6-40 x 13/32 Hex 7	181812	Nameplate 2
106295	Block, Terminal 12	156887	Screw, 10-32 x 9/16 Hex 4	181900	Cover 2
107116	Lockwasher 7	160229	Plate, Mounting 14	181901**	Faceplate 5
110126	Lockwasher 14	165009	Terminal 14	181902**	Faceplate 5
115594	Nut, Speed 8,11	165255	Screw, No. 8 Spl 8	181903**	Faceplate 5
116783	Holder, Fuse 14	171461	Capacitor, 900 MFD 14	181904**	Faceplate 5
116793	Lockwasher 9	171463	Resistor, 1 Ohm 14	181909**	Faceplate 5
119634**	Button, Plug 5,8	171541	Diode 14	181910**	Faceplate 5
119649	Ring, Retaining 4	178871	Sleeve, 1/2 ID x 1-1/8" Lg Insulating 14	181914**	Faceplate 5
121243	Clamp, 3/16" ID Cable 12	178872	Sleeve, 1/16 ID x 1-1/4" Lg Insulating 14	181921**	Faceplate 5
121244	Clamp, 1/4 ID Cable 14	180714	Screw, No. 6 Self-Tapping 7	181922**	Faceplate 5
121245	Clamp, 5/16" ID Cable 8	180778	Plate 9,10	181931	Faceplate 5
124177	Lockwasher 3,4			181951	Insert, Nylon 11
125015	Washer, Flat 3,4,10,14			182036	Copyholder Assembly 9
125928	Washer, Flat 8,11			182109	Lid Assembly 3
128913	Screw, 8-32 Self-Tapping 9			182250	Foot, Rubber 11
129098	Screw, 6-40 x 11/32 Flat 7				
139158	Connector, Duplex Receptacle 12				

**Refer to page 1 for finish suffix

NUMERICAL INDEX (Continued)

Part Number	Description and Page Number	Part Number	Description and Page Number	Part Number	Description and Page Number
182278	Support 2	183253	Copyholder 9	186032	Cable Assembly 14
182285	Bumper, Rubber 8	183254	Guide, Line 9,10	186037**	Faceplate 6
182468	Lid 3	183255	Shaft 9,10	186039**	Faceplate 6
182510	Cord, Power 12	183256	Bushing 9,10	186040	Screw, 8 x 1/2 Spl 8
182531	Clip, Speed 11	183258	Handle, Copyholder 9,10	186041	Cover 11
182662	Receiver 8	183260	Nut, Speed 7	186054	Nameplate 2
182760	Screw, 6-32 Spl 5,9	183262	Retainer, Nut 8	186055	Nameplate 2
182764	Nut, Speed 5,9	183263	Cap, Light Gray 8	186056	Nameplate 2
182912	Lid 3	183500	Table Assembly 7,8	186057	Nameplate 2
182913	Base, Cover 3	183501	Cover, Stand 7	186179	Bracket 8
182917	Spring, Special 3	183508**	Faceplate 5	186180	Bumper, Rubber 8
182918	Spindle 3	183513	Cover 2	186202	Shield 2
182919	Button 3	183854	Foot 13	186203	Set of Parts 8
182921	Cover, Right 3	183855	Plate w/Hinges 13	186208	Cover 2
182922	Cover, Left 3	183856	Guide, Paper 13	186226	Modification Kit 1,15
182924	Box, Chad 8	183857	Shelf, Paper 13	186227	Caster 15
182926	Cover Assembly 3	183858	Bin, Paper Supply 13	186229	Caster w/Brake 15
182927	Cover 2	183859	Modification Kit 1,13	186238	Foot 15
182928	Cover 2	183860	Clip, Spring 13	186239	Bracket 15
182932	Nut, Speed 3	183966	Deflector, Paper 9	186311	Bracket 9
182935	Hub 3	183976	Copyholder Assembly 1,10	186312	Set of Parts 9
182965	Box, Chad 8	183977	Washer, Spring 10	186441**	Faceplate 6
183025	Bracket 4	183978	Bracket, Left 10	186444	Bracket 14
183045	Cover 4	183979	Copyholder 10	186464**	Faceplate 6
183046	Cover 4	183980	Link 10	186540	Screw, 1/4-20 x 1/4 Spl 8
183047	Base 4	183981	Bracket, Right 10	186592	Clip 8
183067	Shield 4	184006	Screw, 8-32 Self-Tapping 4	186593	Clip 8
183068	Spring, Shield 4	184035	Label, Designation 2	186598**	Faceplate 5
183070	Grommet, Rubber 4	184073	Bracket, Outlet 12	186599**	Faceplate 5
183086	Clip 12	184074	Box Assembly, Outlet 1,12	186605	Deflector, Paper 9
183091	Post 4	184074	Box Assembly, Outlet 1,12	186691	Insert 11
183092	Cup 4	184085	Screw, 8-32 Thumb 2,11	186713	Plate, Identification 2
183094	Plate w/Studs 4	184159	Bracket, Back Stop 13	186714	Plate, Identification 2
183112	Screw, 4-40 x 9/64 Fil 4	184206	Lid Assembly 3	186715	Plate, Identification 2
183117	Screw, 10-32 x 5/8 Hex 4	184208	Spring 3	186733	Insulator 11
183118	Plate, Clamp 4	185003	Cord, Power 12	186738	Insulator 11
183125	Label 2	185605	Screw, 1/4-14 Self-Tapping 8	186742	Label 8
183133	Bracket 4	185698	Cable, Designation 2	186749	Bolt w/Cap 8
183134	Base 4	185700	Base 4,11	186777	Nut, 1/4-20 Self-Locking 8
183135	Cover 4	185707	Screw, 10-24 x 5/16 Rd 13	186779**	Faceplate 6
183138	Modification Kit 4	185745**	Faceplate 6	186780**	Faceplate 6
183140	Cover 4	185748**	Faceplate 6	187238	Cover 2
183141	Holder, Card 5,6	185815	Nameplate 2	187239	Modification Kit 9
183243	Foot w/Bumper 8	185871	Screw, w/Lockwasher 8-32 x 3/8 Hex 11	187240	Extension, Copyholder 9
183244	Panel 8	186012	Bracket 14	187241	Shaft 9
183245	Cabinet, Lower 7,8	186016**	Faceplate 6	187242	Clip 9
183249	Screw, 5/16-18 Spl 8	186031	Rectifier Assembly 1,14	187246	Screw, 8-18 x 1/2 Hex 3
183251	Rack 8			187247	Screw, 8-18 x 2-1/2 Hex 3
183252	Post 9,10				

**Refer to page 1 for finish suffix

NUMERICAL INDEX (Continued)

Part Number	Description and Page Number	Part Number	Description and Page Number	Part Number	Description and Page Number
187258	Label 2	194987	Screw, 8-32 x 3/8 Hex 14	315755	Label 9
187259	Lable 2	195180	Bumper, Rubber 8	323129**	Faceplate 5
187272	Screw, 8-32 Thumb 2	195253	Rack Assembly, Display 8	328738**	Faceplate 5
187300	Cover 2	195256	Hanger 8	333189**	Faceplate 6
188824	Plug, Button 8	195259**	Modification Kit 8	340021	Plate, Identification 2
188875	Nut, Speed 8	197028	Terminal 7	340699	Clip, Cable 11
192263	Holder, Handset 8	199931	Bin Assembly, Tape Storage 7	341364**	Faceplate 6
192289	Screw, 1/4-14 Self-Tapping 7,8	304681	Transformer 14	343690	Shelf 8
193957	Spring, Roller 8	305099	Cover, Insulating 12	343691**	Modification Kit 8
194822	Holder, Directory 8	310273	Tag, Instruction 12	344285**	Faceplate 6

**Refer to page 1 for finish suffix